



**COUNTY GOVERNMENT OF LAIKIPIA
(EXECUTIVE)**



3RD QUARTER REPORTS AND FINANCIAL STATEMENTS

FOR THE PERIOD ENDED

31ST MARCH 2021

FY 2020/2021



Prepared in accordance with the Cash Basis of Accounting Method under the International Public Sector Accounting Standards (IPSAS)

COUNTY GOVERNMENT OF LAIKIPIA - EXECUTIVE
FY 2020/2021 Quarterly Report and Financial Statements
For the 3rd Quarter ended 31st March 2021

Table of Content	Page
I. LIST OF ACRONYM.....	iii
II. KEY ENTITY INFORMATION AND MANAGEMENT.....	iv
III. FORWARD BY THE CECM FINANCE ECONOMIC PLANNING AND COUNTY DEVELOPMENT	1
IV. SUSTAINABILITY REPORTING	3
V. STATEMENT OF MANAGEMENT RESPONSIBILITIES	4
VI. STATEMENT OF FINANCIAL ASSETS AND LIABILITIES	7
VII. STATEMENT OF CASHFLOW	8
VIII. STATEMENT OF APPROPRIATION: BUDGET & ACTUAL AMOUNTS: RECURRENT	12
IX. STATEMENT OF APPROPRIATION: BUDGET & ACTUAL AMOUNTS: DEVELOPMENT	13
X. BUDGET EXECUTION BY PROGRAMMES AND SUB-PROGRAMMES	14
XI. NOTES TO THE FINANCIAL STATEMENTS.....	22
XII. OTHER IMPORTANT DISCLOSURES.....	34
XIII. ANNEX 1 – LIST OF COUNTY GOVERNMENT CORPORATIONS & ENTITIES	36
XIV. ANNEX 2 – OUTSTANDING IMPREST.....	36
XV. ANNEX 3 – PENDING BILLS	39

COUNTY GOVERNMENT OF LAIKIPIA - EXECUTIVE

FY 2020/2021 Quarterly Report and Financial Statements

For the 3rd Quarter ended 31st March 2021

I. LIST OF ACRONYMS

Acronym	Meaning
ASDSP	Agriculture Sector Development Support Project
CECM	County Executive Committee Member
CRF	County Revenue Fund
DANIDA	Danish International Development Agency
EU	European Union
ECDE	Early Childhood Development Education
IDEAS	Instruments for Devolution Advice and Support
KCB	Kenya Commercial Bank
KCSAP	Kenya Climate Smart Agriculture Project
KUIG	Kenya Urban Support Institutional Grant
KUSP	Kenya Urban Support Program
LCDA	Laikipia County Development Authority
LCRB	Laikipia County Revenue Board
MoH	Ministry of Health
NHIF	National Health Insurance Fund
OSR	Own Source Revenue
PPEs	Personal Protective Equipment
RMLF	Road Maintenance Levy Fund
THUSCP	Transforming Health Care Systems
UNICEF	United Nations International Children's Emergency Fund
VTCs	Vocational Training Centres

COUNTY GOVERNMENT OF LAIKIPIA - EXECUTIVE

FY 2020/2021 Quarterly Report and Financial Statements

For the 3rd Quarter ended 31st March 2021

II. KEY ENTITY INFORMATION AND MANAGEMENT

(a) Background information

Laikipia County is one of the 47 Counties in the Republic of Kenya within the Rift Valley Region. “Laikipia” is a Maasai word equivalent to trees plain reflecting the large highland plateau. It borders 7 counties namely Samburu, Isiolo, Meru, Nyeri, Nyandarua, Nakuru and Baringo to the West. It covers an area of 9532.2 km² and is ranked as the 15th largest county in the country by land size and has a population of 518,560 as per the 2019 Kenya Population and Housing Census. The County is cosmopolitan with about 23 communities.

Laikipia County comprises of five administrative sub counties (formerly districts) namely Laikipia East, Laikipia North, Laikipia West, Laikipia Central and Nyahururu. The County consists of three constituencies namely Laikipia East, Laikipia North and Laikipia West. The County interim headquarters is Nanyuki while the gazetted is Rumuruti.

The County is largely rural in settlement and a member of the Central Region Economic Bloc (CEREB), Co-operation for Peace and Development (Amaya Triangle Initiative) and Frontier Counties Development Council.

The main economic activities in the county include ranching, crop farming, beef and dairy farming, tourism and trade. The main crops grown include wheat, maize, beans, potatoes and vegetables. The main livestock types are cattle, goats, sheep and poultry. Major tourist attractions in Laikipia include; wildlife, the unique Maa speaking cultural practices, and the Thomson Falls. Its proximity to Mt. Kenya, Meru National Park, Aberdares ranges and Samburu game parks have equally boosted tourism within the county through provision of hospitality services.

Our vision: *The greatest county with the best quality of life*

Our mission: *To enable every household in Laikipia to lead a prosperous life*

Our core values:

- *People-centeredness*
- *Equity*
- *Accountability*
- *Efficiency*
- *Professionalism*
- *Integrity*
- *Innovativeness*
- *Passion*

COUNTY GOVERNMENT OF LAIKIPIA - EXECUTIVE
FY 2020/2021 Quarterly Report and Financial Statements
For the 3rd Quarter ended 31st March 2021

(b) Key Management – The Cabinet



H.E NDIRITU MURIITHI
GOVERNOR – COUNTY GOVERNMENT OF LAIKIPIA

COUNTY GOVERNMENT OF LAIKIPIA - EXECUTIVE

FY 2020/2021 Quarterly Report and Financial Statements

For the 3rd Quarter ended 31st March 2021



H.E JOHN MWANIKI
DEPUTY GOVERNOR



KARANJA NJORA
COUNTY SECRETARY/CHIEF OF STAFF



ROSE MAITAI
CECM ADMINISTRATION, PUBLIC SERVICE, ICT AND OFFICE OF THE GOVERNOR



MURUNGI NDAI
CECM FINANCE, ECONOMIC PLANNING AND COUNTY DEVELOPMENT, Ag. CECM EDUCATION & SOCIAL SERVICES



DR. JOSEPH LENAI
CECM HEALTH AND MEDICAL SERVICES



NJENGA KAHIRO
CECM WATER AND NATURAL RESOURCES, Ag. CECM AGRICULTURE, LIVESTOCK & FISHERIES



JOSEPH SHUEL
CECM INFRASTRUCTURE, LAND AND URBAN DEVELOPMENT



BIWOTT TIROP
CECM TRADE, TOURISM, CO-OPERATIVES AND INDUSTRIALIZATION

COUNTY GOVERNMENT OF LAIKIPIA - EXECUTIVE

FY 2020/2021 Quarterly Report and Financial Statements

For the 3rd Quarter ended 31st March 2021

(c) Fiduciary Management

The key management personnel who held office during the quarter ended 31st March 2021 and who had direct fiduciary responsibility were:

No.	Accounting Officers	Name
1	AO Finance Economic Planning and County Development	Paul Njenga
2	AO County Administration, Public Service & Office of the Governor	Karanja Njora
3	AO Health and Medical Services	Dr. Donald Mogoi
4	AO Agriculture, Livestock and Fisheries	Emily Kioko
5	AO Infrastructure, Land and Urban Development	Dancan Mwangi
6	AO Education and Social Services	James Mbucio
7	AO Trade, Tourism, Co-operatives and Industrialization	Jemimmah Mburugu
8	AO Water and Natural Environment	Evans Kamau
No.	County Treasury Members	Name
1	CECM Finance Economic Planning and County Development	Murungi Ndai
2	AO Finance Economic Planning and County Development	Paul Njenga
3	Ag Director Accounting Services	Florence Wangechi
4	Director Internal Audit	Mary Wachiuri
5	Director Economic Planning	Charles Nderitu
6	CEO Laikipia County Revenue Board	Prudence Waithera
7	CEO Laikipia County Development Authority	Jessy Mugo
8	Ag Director Budget	Julius Kingori
9	Ag Asst. Director Financial Reporting	Mishek M Gacheru
10	Ag. Director Supply Chain Management	Josephine Njoki
11	Ag. Director Asset Management	Nelson Ochungo

(d) Fiduciary Oversight Arrangements

County Assembly of Laikipia

County Executive Committee

Laikipia County Executive Audit Committee

Senate Public Accounts Committee

Office of the Controller of Budget.

Office of the Auditor-General

Development Partners Oversight

(e) Entity Headquarters

P.O. Box 1271 - 10400

Interim County Headquarter Building

Kenyatta Avenue

Nanyuki, Kenya

(f) Entity Contacts

Telephone: +254 740031031

E-mail: reports.treasury@laikipia.go.ke

Website: www.laikipia.go.ke

COUNTY GOVERNMENT OF LAIKIPIA - EXECUTIVE

FY 2020/2021 Quarterly Report and Financial Statements

For the 3rd Quarter ended 31st March 2021

(g) Entity Bankers

1. Central Bank of Kenya
Haile Selassie Avenue
P.O. Box 60000, City Square 00200
Nairobi, Kenya

2. Kenya Commercial Bank
Nairobi, Kenya

3. Co-operative Bank
Nairobi, Kenya

4. Equity Bank
Nairobi, Kenya

5. Family Bank
Nairobi, Kenya

(h) Independent Auditors

Anniversary Towers, University Way
Tel ISDN NO. +254-020-3214000
oag@oagkenya.go.ke
Fax +254-20-311482
P.O. Box 30084 0100
Nairobi.

(i) Principal Legal Adviser

The Attorney General
State Law Office
Harambee Avenue
P.O. Box 40112
City Square 00200
Nairobi, Kenya

(j) County Attorney

P.O. Box 1271 - 10400
Interim County Headquarter Building
Kenyatta Avenue
Nanyuki, Kenya

COUNTY GOVERNMENT OF LAIKIPIA - EXECUTIVE

FY 2020/2021 Quarterly Report and Financial Statements

For the 3rd Quarter ended 31st March 2021

III. FORWARD BY THE CECM FINANCE ECONOMIC PLANNING AND COUNTY DEVELOPMENT

It is my pleasure to present the Laikipia County Government's Quarterly Financial Reports for the 3rd Quarter ended 31st March 2021. The County Government of Laikipia Financial Statements for the 3rd Quarter has been prepared in line with The PFM Act 2012 and is in line with the format prescribed by The Public Sector Accounting Standards Board. The PFM Act 2012 Section 166 (4) requires that these statements be submitted to The County Assembly and copies be submitted to The National Treasury, The Office of the Controller of Budget and The Commission of Revenue Allocation within one month after end of each quarter. Pursuant to the PFM Act 2012 Section 149, I confirm that there was accountability to the county assembly in ensuring that the resources of the county government were authorised and lawfully utilised in an effective, efficient, economical and transparent manner.

The link between policies, planning, budgeting and reporting continues being critical as provided for in the Constitution and County Government Act. The financial statements play a critical role in the decision making, management and accountability of public resources. To strengthen the public finance management, the County government will continue to embrace timely financial reporting and deepen public financial reforms e.g. use of the Laikipia County Statistical abstract which is prepared annually as part of budget preparation, project management and strengthening of the financial reporting unit to increase efficiency and effectiveness in service delivery.

The County is committed in ensuring transparency by relaying performance indicators to the public. This will be realized through publishing and publicising financial and non-financial reports as required by the Constitution and the PFM Act 2012.

CORPORATE GOVERNANCE

The functions of County Governments are contained in the Fourth Schedule (Constitution 2010) while the county operates as guided by the County Government Act 2012. The County is headed by The Governor, who is responsible for its general policy and strategic direction and is accountable to the County Assembly and Senate Public Accounts Committee. County Governments consist of two arms namely, the County Assembly and the County Executive.

The County Assembly is the legislative authority of county laws, general oversight of the County Government and representation of the people is vested on County Assembly. It consists of 24 Members of County Assembly (MCAs) and the Speaker. The County Executive is the executive arm and comprises of the Governor, the Deputy Governor and the 8 County Executive Committee Members (CECMs) and the County Public Service Members while the Chief Officer is the accounting and /or the authorized officer of the department.

To improve on its financial and operational performance, the county has formulated various boards and committees composed of committee members with relevant qualifications and experience; and whose remuneration is guided by the Salaries & Remuneration Commission.

The County Government of Laikipia has formulated the following statutory committees and boards;

COUNTY GOVERNMENT OF LAIKIPIA - EXECUTIVE

FY 2020/2021 Quarterly Report and Financial Statements

For the 3rd Quarter ended 31st March 2021

1. Laikipia County Audit Committee

It was constituted in April 2018 as required by the PFM Regulations 2015 and is guided by an Audit Charter that was approved in September 2018. The committee members are:

No.	Names	Designation	Qualifications
1	Anthony Kiritu	Chairperson	MBA, CPA(K),ICPAK member
2	James Sambu	Member	MBA, CPA(K),ICPAK member
3	Joseph Kimathi	Member	MBA, CPA(K),ICPAK member
4	Elizabeth Kingoo	Member	PhD Supply Chain, CPA(K), ICPAK member
5	Julius Kingori	Treasury Representative	MBA, CPS, CPA(K),ICPAK member
6	Mary Wachiuri	Head of Internal Audit	MBA, CFE, CPA(K),ICPAK member

2. Laikipia County Public Service Board

Laikipia County Public Service Board was established by The Laikipia County Public Service Board Act June 2014. The board members are;

No.	Names	Designation
1	Margaret Mumbi	Chairperson
2	Timothy Wamiti	Secretary
3	Patricia Wangui	Member
4	John Ekale	Member
5	Benson Sururu	Member
6	Christine Chepkoech	Member
7	Moses Mwaura	Member

Other boards and committees formulated by Laikipia County Government are;

1. Laikipia County Revenue Board (LCRB)
2. Laikipia County Development Authority (LCDA)
3. Laikipia County Enterprise Fund Board
4. Laikipia County Co-operative Fund Board
5. County Alcoholic Drinks Regulation Committee
6. The County Budget and Economic Forum
7. County Environmental Committee
8. Nanyuki Teaching & Referral Hospital Board
9. Nyahururu Referral Hospital Board
10. Covid-19 Emergency Response Fund Committee
11. Rumuruti Municipality Board
12. Laikipia County Pending Bills Committee
13. Laikipia County Assets Leasing Fund Committee
14. Laikipia County Economic Stimulus Program Committee

COUNTY GOVERNMENT OF LAIKIPIA - EXECUTIVE

FY 2020/2021 Quarterly Report and Financial Statements
For the 3rd Quarter ended 31st March 2021

FINANCIAL PERFORMANCE

1. Revenue

The County government's share of revenue raised nationally is determined annually through CARA, as required by Article 202 of the Kenyan Constitution. CARA determines each County's Equitable Share, Conditional Allocations from National Government, and Conditional Allocations from Development Partners. Other than allocations provided by CARA, the County also finances its operations through local generated revenue and it continues to explore and innovate efficient ways to increase local revenue collections through the Laikipia County Revenue Board. In the 3rd quarter of FY 2020/2021, the County realized 55% of its revenue budget as illustrated in the table below.

Table 1: Budget realisation as at 31st March 2021

Description	2020/21	Bank Balances 01/07/2020	Q1 2020/21 Revenue Realized	Q2 2020/21 Revenue Realized	Q3 2020/21 Revenue Realized	Realized revenue by 31/03/2021	Unrealized revenue by 31/03/2021	Realization 31/03/2021 %
	Approved Budget Estimates							
Equitable Share	4,830,560,000	-	359,290,800	1,378,674,000	1,044,450,000	2,782,414,800	2,048,145,200	58%
Own Source Revenue	1,006,875,000	-	122,970,133	200,002,977	252,898,398	575,871,508	431,003,492	57%
Conditional Grants	1,089,492,049	-	-	107,780,319	182,092,630	289,872,949	799,619,100	27%
Conditional Grants (opening balances)	264,404,087	264,404,087	-	-	-	264,404,087	-	100%
Opening Balances	-	20,791,444	18,783	-	-	20,810,227	-	-
Grand Total	7,191,331,136	285,195,531	482,279,716	1,686,457,296	1,479,441,028	3,933,373,571	3,278,767,792	55%

Table 2: Detailed Analysis of the Revenue Budget and amounts realised as at 31st March 2021

Description	Total Budget 2020/2021		Amounts realized Opening Balances & Q1 2020/2021		Amounts realized Q2 2020/2021		Amounts realized Q3 2020/21		Total amounts available in 2020/21		Budget utilization variance	
	A		B		C		D		E = B+C+D		A-E	
Equitable Share	4,830,560,000	4,830,560,000	359,290,800	359,290,800	1,378,674,000	1,044,450,000	1,044,450,000	2,782,414,800	2,782,414,800	2,048,145,200	2,048,145,200	
County Executive	4,321,366,250	4,321,366,250	307,994,863	307,994,863	1,232,017,056	933,932,764	933,932,764	2,473,944,683	2,473,944,683	1,847,421,567	1,847,421,567	
County Assembly	509,193,750	509,193,750	51,295,937	51,295,937	146,656,944	110,517,236	110,517,236	308,470,117	308,470,117	200,723,633	200,723,633	
County Own Source Revenue	1,006,875,000	1,006,875,000	122,970,133	122,970,133	200,002,977	252,898,398	252,898,398	575,871,508	575,871,508	431,003,492	431,003,492	
Hospital revenue	350,000,000	350,000,000	61,636,717	61,636,717	79,373,128	54,692,018	54,692,018	195,701,863	195,701,863	154,298,137	154,298,137	

COUNTY GOVERNMENT OF LAIKIPIA - EXECUTIVE

FY 2020/2021 Quarterly Report and Financial Statements

For the 3rd Quarter ended 31st March 2021

Vocational training centres	25,000,000	-	3,423,000	3,177,455	6,600,455	18,399,545
Other local sources	631,875,000	61,333,416	117,206,849	195,028,925	373,569,190	258,305,810
Domestic Grants	482,707,063	59,143,046	-	80,852,766	139,995,812	342,711,251
Vocational Training Grant	56,780,795	9,935,901	-	9,159,947	19,095,848	37,684,947
User fee forgone	9,968,208	-	-	-	-	9,968,208
Medical leasing equipment	132,021,277	-	-	-	-	132,021,277
Road Maintenance Levy Fund	192,592,783	49,207,145	-	71,692,819	120,899,964	71,692,819
MOH Covid-19 Funds	91,344,000	-	-	-	-	91,344,000
Foreign Grants	871,189,073	205,261,041	107,780,319	101,239,864	414,281,224	456,907,849
Kenya Urban Support Project (KUSP)	50,000,000	35,761,940	-	-	35,761,940	14,238,060
Kenya Urban Institutional Grant (KUIG)	8,800,000	8,800,000	-	-	8,800,000	-
Kenya Climate Smart Agriculture Project (KCSAP)	394,359,134	61,229,861	100,455,119	-	161,684,979	232,674,155
EU IDEAS LED	92,457,157	38,512,939	-	-	38,512,939	53,944,218
UNICEF Primary Health Care Grant	11,362,004	-	1,385,200	659,400	2,044,600	9,317,404
KDSP Level 1 - capacity building	125,137,774	39,016,747	-	45,000,000	84,016,747	41,121,027
KDSP Level 2 - investment	-	-	-	-	-	-
Transforming Health Care Systems (THSUCP)	125,061,404	-	-	43,338,975	43,338,975	81,722,429
Agricultural Sector Development Support Programme (ASDSP)	47,546,600	21,939,554	-	12,241,489	34,181,043	13,365,557
DANIDA Grant	11,880,000	-	5,940,000	-	5,940,000	5,940,000
DANIDA Covid-19 Funds	4,585,000	-	-	-	-	4,585,000
Opening Balances	-	20,810,227	-	-	20,810,227	(20,810,227)
CRF Returns	-	1,989,103	-	-	1,989,103	(1,989,103)
Emergency Fund	-	15,128,807	-	-	15,128,807	(15,128,807)
HSSF	-	3,692,317	-	-	3,692,317	(3,692,317)
GRAND TOTAL	7,191,331,136	767,475,247	1,686,457,296	1,479,441,028	3,933,373,571	3,257,957,565

2. Payments

The PFM Act provides for management of public funds and gives guidelines on planning, budgeting and execution of public funds. Laikipia County Executive adhered to these guidelines when implementing the budget.

The County Executive attained a 43% budget utilization as at the end of the 3rd Quarter due to Cash flow limitations experienced in the entire quarter; having not received disbursement from the National Treasury for the 2 months (February & March) equitable share amounting to Kshs 805,093,333

COUNTY GOVERNMENT OF LAIKIPIA - EXECUTIVE
FY 2020/2021 Quarterly Report and Financial Statements
For the 3rd Quarter ended 31st March 2021

and outstanding grants of Kshs 799,619,100 of domestic and foreign grants. Critical expenditure such as salaries were paid through bank borrowings and repaid upon receipt of cash from National Treasury.

Table 3: Budget utilization as at 31st March 2021

Expense Item	2020/2021 Budget	Actual Q1 2020/2021	Actual Q2 2020/2021	Actual Q3 2020/2021	Actual Cum.to Q3 2020/2021	Budget utilization difference to Q3 2020/2021	Budget utilization to Q3 2020/2021 (%)
	A	B	C	D	E=B+C+D	F = A-E	G= (E/A)
PAYMENTS							
Compensation of Employees	2,802,311,605	257,386,235	898,289,847	501,591,381	1,657,267,463	1,134,726,694	59%
Use of goods and services	1,218,516,886	106,080,732	140,598,456	337,136,608	583,815,796	669,704,814	48%
Transfers to County Entities	1,847,714,184	84,872,471	286,564,192	317,269,364	688,706,027	1,154,594,065	37%
Other grants and transfers	141,750,000	-	30,000,000	9,150,000	39,150,000	111,750,000	28%
Social Benefits	21,000,000	-	-	-	-	21,000,000	0%
Other Payments	486,535,696	14,719,202	735,000	14,692,500	30,146,702	385,745,484	6%
Acquisition of Assets	1,402,095,049	22,921,703	307,696,836	82,387,361	413,005,900	1,039,363,405	29%
TOTAL PAYMENTS	7,919,923,420	485,980,343	1,663,884,331	1,262,227,214	3,412,091,888	4,516,884,462	43%

Other grants and transfers refers to scholarships, relief assistance and subsidies to small businesses through the Economic Stimulus Fund
Social benefits – NHIF subsidy paid by the County for vulnerable families
Other Payments comprises of Emergency Fund of Ksh. 14,692,500

3. Cash flow

As stated above, the County experienced cash flow delays of disbursement of February and March Equitable Share amounting to Kshs 805,093,333 and outstanding grants of Kshs 799,619,100 from the National Treasury. Despite the cash flow delays, the County managed to run its operations prioritizing payment of essential services, while liaising with financial institutions for payment of salaries.

COUNTY GOVERNMENT OF LAIKIPIA - EXECUTIVE
FY 2020/2021 Quarterly Report and Financial Statements
For the 3rd Quarter ended 31st March 2021

OPERATIONAL PERFORMANCE

The County's operations are structured in terms of departments which are headed by County Executive Committee Members (CECMs) who are appointed by the Governor with approval by the County Assembly. The county executive functions are discharged by departments through implementation of projects and programs that are allocated funds through the budget. Each department has an Accounting Officer (AO) responsible for managing the finances of that department.

In this quarter, the County had limited activities due to the cash flow delays and survived through prioritizing of essential services as stated above.

The County has successfully launched the Finance Bill 2020 and CBROP 2020-2021 during the first half year, while in the third Quarter it has successfully launched the Credit Rating Report and the 2021 County Labour Report.

Conclusion

On behalf of Laikipia County Government, I would like to thank HE The Governor and The Deputy Governor for the leadership and support they have provided during this period. Further, my sincere gratitude goes to the County Executive Committee Members, the Accounting officers and the entire Laikipia County Staff for their continued hard work, commitment, dedication to realise the goals as set in the budget while ensuring service delivery to the people of Laikipia County. Further, I would also like to thank the entire County Assembly led by the wise leadership of the Speaker and the County Clerk for their co-operation and oversight role.

Finally, my sincere appreciation to all the citizens of Laikipia County for their continuous engagement with the County Government to ensure efficient service delivery and value for money in all our undertakings.



Murungi Ndai

CECM Finance, Economic Planning and County Development
County Government of Laikipia



COUNTY GOVERNMENT OF LAIKIPIA - EXECUTIVE

FY 2020/2021 Quarterly Report and Financial Statements

For the 3rd Quarter ended 31st March 2021

IV. SUSTAINABILITY REPORTING

Our purpose as Laikipia County Executive is to include the citizens in development activities and transforming lives. This is the driving force behind everything we do and it's what guides us to deliver our strategy while putting the citizens first, delivering relevant projects and services, and improving operational excellence. Below is a brief highlight of our achievements;

Sustainability strategy and profile

The County's top management has activated various sustainability strategies for the County including but not limited to:

- Ensuring continuous compliance with government laws, regulations, policies and standards
- Developing cost and capital saving strategies e.g. The Civil Works Program, The Leasing Program
- Working towards developing a County Risk Management Framework Policy that will help the County identify and mitigate risks
- Engaging citizens through public participation to incorporate their ideas and contributions on County development matters

Employees' welfare

- The County has a Public Service Board that is charged with the responsibility of developing and implementing human resource policies and framework for the County Executive in line with the relevant laws.
- Empowering its employees through continued skills development and training e.g. The County Government in partnership with Dedan Kimathi University of Technology offer staff Post Graduate Diplomas on Project Management in cohorts in order to enhance project supervision and delivery.
- The County Executive also has an appraisal system for staff performance appraisal as well as a performance reward system that seeks to reward and motivate staff by awarding staff who go beyond their assigned expectations to accomplish exemplary results.

Market place practices

- The County Executive is guided by the Public Procurement and Disposal of Assets Act 2015 on procurement matters to ensure compliance with laws and regulations which leads to fair competition, good business practices, honouring contracts and ethical project supervision.
- The County Executive also practices responsible marketing and advertisement as well as respecting payment practices

Community Engagements

- Engaging citizens to identify their demands and needs, holding social community activities e.g. Sports, leaders and elders' engagements
- The County has also introduced the Civil Works Program engaging the youth in various parts of Laikipia to support them financially while also giving them an opportunity for skills learning

COUNTY GOVERNMENT OF LAIKIPIA - EXECUTIVE
FY 2020/2021 Quarterly Report and Financial Statements
For the 3rd Quarter ended 31st March 2021

V. STATEMENT OF MANAGEMENT RESPONSIBILITIES

Section 166 of the PFM Act requires that an Accounting Officer for a County Government entity prepares a report for each quarter of the financial year in respect of the entity. The County Executive Committee (CEC) Member for Finance being the Head of the County Treasury is responsible for the preparation and presentation of the County Government's financial statements, which give a true and fair view of the state of affairs of the County Government for and as at the end of the quarter ended on March 2021. This responsibility includes: (i) maintaining adequate financial management arrangements and ensuring that these continue to be effective throughout the reporting period; (ii) maintaining proper accounting records, which disclose with reasonable accuracy at any time the financial position of the County Government; (iii) designing, implementing and maintaining internal controls relevant to the preparation and fair presentation of the financial statements, and ensuring that they are free from material misstatements, whether due to error or fraud; (iv) safeguarding the assets of the County Government; (v) selecting and applying appropriate accounting policies; and (vi) making accounting estimates that are reasonable in the circumstances.

The CEC Member for Finance accepts responsibility for the County Government's financial statements, which have been prepared on the Cash Basis Method of Financial Reporting, using appropriate accounting policies in accordance with International Public Sector Accounting Standards (IPSAS). The CEC Member for Finance is of the opinion that this report gives a true and fair view of the state of the County Government's transactions during the quarter ended March 2021, and of its financial position as at that date. The CEC Member for Finance further confirms the completeness of the accounting records maintained for the County Government which have been relied upon in the preparation of this report as well as the adequacy of the systems of internal financial control.

The CEC Member for Finance confirms that the County Government has complied fully with applicable Government Regulations and the terms of external financing covenants (where applicable), and that the County Government's funds received during the quarter under review were used for the eligible purposes for which they were intended and were properly accounted for. Further the CEC Member for Finance confirms that the County Government's financial statements have been prepared in a form that complies with relevant accounting standards prescribed by the Public Sector Accounting Standards Board of Kenya.



Approval of the financial statements: The County Government's financial statements were approved and signed by the CEC member for finance on _____ 2021

[Handwritten Signature]

CECM- Finance Economic Planning and County Development
County Government of Laikipia

COUNTY GOVERNMENT OF LAIKIPIA - EXECUTIVE

FY 2020/2021 Quarterly Report and Financial Statements

For the 3rd Quarter ended 31st March 2021

VII. STATEMENT OF RECEIPTS AND PAYMENTS

Description	Note	Q1 2020/21		Q2 2020/21		Q3 2020/21		Q4 2020/21		Cumulative 2020/21		Comparative Q3 2019/20		Comparative Cumm to Q3 2019/20	
		Kshs	Kshs	Kshs	Kshs	Kshs	Kshs	Kshs	Kshs	Kshs	Kshs	Kshs	Kshs	Kshs	Kshs
RECEIPTS															
Equitable Share	1	359,290,800	1,378,674,000	1,044,450,000	-	2,782,414,800	3,003,838,200								
Proceeds from Domestic Grants	2	-	-	80,852,766	-	80,852,766	75,248,961								
Proceeds from Foreign Grants	3	-	107,780,319	101,239,864	-	209,020,183	81,530,717								
County Own Generated Revenues	4	122,970,133	200,002,977	252,898,398	-	575,871,508	507,958,099								
Returns to CRF	5	18,783	-	-	-	18,783	2,958,156								
TOTAL RECEIPTS		482,279,716	1,686,457,296	1,479,441,028	-	3,648,178,039	3,671,534,133								
PAYMENTS															
Compensation of Employees	6	(257,386,235)	(898,289,847)	(501,591,381)	-	(1,657,267,463)	(1,903,252,159)								
Use of goods and services	7	(106,080,732)	(140,598,456)	(337,136,608)	-	(583,815,796)	(733,176,605)								
Transfers to County Entities	8	(84,872,471)	(286,564,192)	(317,269,364)	-	(697,756,027)	(637,769,734)								
Other grants and transfers	9	-	(30,000,000)	(9,150,000)	-	(30,100,000)	(3,557,112)								
Social Security Benefits	10	-	-	-	-	-	-								
Other Payments	11	(14,719,202)	(735,000)	(14,692,500)	-	(30,146,702)	(3,762,645)								
Acquisition of Assets	12	(22,921,703)	(307,696,836)	(82,387,361)	-	(413,005,900)	(290,530,214)								
TOTAL PAYMENTS		(485,980,343)	(1,663,884,331)	(1,262,227,214)	-	(3,412,091,888)	(3,572,048,469)								
SURPLUS/DEFICIT		(3,700,627)	22,572,965	217,213,814	-	236,086,152	99,485,664								

This statement is prepared under Cash basis IPSAS and hence does not report on revenue opening balances amounting to Kshs. 285,195,531; since these were received and reported as receipts in FY 2019/20. The Statement of Appropriation (on page 13) reports on all the revenue available for use.

Equitable share of Kshs 359,290,800 received in quarter 1 was revenue payable for FY 2019/20.

Other payments refer to payments in respect to emergency relief activities.

COUNTY GOVERNMENT OF LAIKIPIA - EXECUTIVE

FY 2020/2021 Quarterly Report and Financial Statements
For the 3rd Quarter ended 31st March 2021


The financial statements were approved on 29/04 2021 and signed by:



Chief Officer – Finance Economic Planning
and County Development
Name: Paul Njenga



Ag. Director - Accounting Services
Name: Florence Wangeci
ICPAK Member No. 24100



Ag. Assistant Director – Financial Reporting
Name: Mishek M. Gacheru
ICPAK Member No. 26623

COUNTY GOVERNMENT OF LAIKIPIA - EXECUTIVE

FY 2020/2021 Quarterly Report and Financial Statements

For the 3rd Quarter ended 31st March 2021

VIII. STATEMENT OF FINANCIAL ASSETS AND LIABILITIES

Description	Note	Q1 2020/21		Q2 2020/21		Q3 2020/21		Q4 2020/21		Comparative Q3 2019/20	
		Kshs	Kshs	Kshs	Kshs	Kshs	Kshs	Kshs	Kshs	Kshs	Kshs
FINANCIAL ASSETS											
Cash and Cash Equivalents											
Bank Balances	13A	268,831,748	288,879,945	496,764,682	-	-	-	-	-	704,644,824	-
Cash Balances	13B	-	-	-	-	-	-	-	-	-	-
Total Cash and cash equivalents		268,831,748	288,879,945	496,764,682	-	-	-	-	-	704,644,824	-
Accounts Receivables – Outstanding Imprests	14	24,533,209	17,615,890	23,219,248	-	-	-	-	-	54,369,338	-
TOTAL FINANCIAL ASSETS		293,364,957	306,495,836	519,983,930	-	-	-	-	-	759,014,162	-
FINANCIAL LIABILITIES											
Accounts Payables – Deposits and Retentions	15	(13,246,568)	(3,804,483)	(78,763)	-	-	-	-	-	(30,210,080)	-
NET FINANCIAL ASSETS REPRESENTED BY		280,118,388	302,691,352	519,905,167	-	-	-	-	-	728,804,082	-
Fund balance b/fwd	16	283,819,015	280,118,388	302,691,352	-	-	-	-	-	474,545,844	-
Surplus/Deficit for the year		(3,700,627)	22,572,965	217,213,814	-	-	-	-	-	254,258,237	-
NET FINANCIAL POSITION		280,118,388	302,691,352	519,905,167	-	-	-	-	-	728,804,081	-


The financial statements were approved on 29/04 2021 and signed by:



Chief Officer – Finance-Economic Planning and County Development
Name: Paul Njenga



Ag. Director – Accounting Services
Name: Florence Wangcith
ICPAK Member No. 24100



Ag. Assistant Director – Financial Reporting
Name: Mishek M. Gacheru
ICPAK Member No. 26623

COUNTY GOVERNMENT OF LAIKIPIA - EXECUTIVE

FY 2020/2021 Quarterly Report and Financial Statements

For the 3rd Quarter ended 31st March 2021

IX. STATEMENT OF CASHFLOW

Description		Q1 2020/21		Q2 2020/21		Q3 2020/21		Q4 2020/21		Comparative Q3 2019/20	
		Kshs		Kshs		Kshs		Kshs		Kshs	
CASH FLOW FROM OPERATING ACTIVITIES											
Receipts from operating income											
Equitable Share	1	359,290,800	1,378,674,000	1,044,450,000	-	-	-	-	-	1,524,897,000	-
Proceeds from Domestic Grants	2	-	-	80,852,766	-	-	-	-	-	45,601,555	-
Proceeds from Foreign Grants	3	-	107,780,319	101,239,864	-	-	-	-	-	23,827,071	-
County Own Generated Revenues	4	122,970,133	200,002,977	252,898,398	-	-	-	-	-	218,087,692	-
Returns to CRF	5	18,783	-	-	-	-	-	-	-	-	-
Payments for operating expenses											
Compensation of Employees	6	(257,386,235)	(898,289,847)	(501,591,381)	-	-	-	-	-	(586,702,738)	-
Use of goods and services	7	(106,080,732)	(140,598,456)	(337,136,608)	-	-	-	-	-	(415,136,138)	-
Transfers to County Entities	8	(84,872,471)	(286,564,192)	(326,319,364)	-	-	-	-	-	(338,252,746)	-
Other grants and transfers	9	-	(30,000,000)	(100,000)	-	-	-	-	-	(3,354,928)	-
Social Security Benefits	10	-	-	-	-	-	-	-	-	-	-
Other Payments	12	(14,719,202)	(735,000)	(14,692,500)	-	-	-	-	-	(3,762,645)	-
Adjusted for:											
Changes in Accounts Receivables: Outstanding Imprest	17	(24,353,209)	6,917,319	(5,603,358)	-	-	-	-	-	(19,439,747)	-
Changes in Accounts Payables: Retentions and Deposit	18	3,594,000	(9,442,085)	(3,725,720)	-	-	-	-	-	(22,100,256)	-
Net cash flows from operating activities		(1,538,134)	327,745,035	290,272,097	-	-	-	-	-	423,664,120	-
CASHFLOW FROM INVESTING ACTIVITIES											
Acquisition of Assets	11	(22,921,703)	(307,696,836)	(82,387,361)	-	-	-	-	-	(210,945,886)	-
Net cash flows from investing activities		(22,921,703)	(307,696,836)	(82,387,361)	-	-	-	-	-	(210,945,886)	-
CASHFLOW FROM FINANCING ACTIVITIES											
Proceeds from Domestic Borrowings		-	-	-	-	-	-	-	-	-	-
Proceeds from Foreign Borrowings		-	-	-	-	-	-	-	-	-	-
Net cash flow from financing activities		-	-	-	-	-	-	-	-	-	-
NET INCREASE IN CASH AND CASH EQUIVALENT											
Cash and cash equivalent at BEGINNING of the quarter		(24,459,837)	20,048,199	207,884,736	-	-	-	-	-	212,718,234	-
Cash and cash equivalent at END of the quarter		293,291,583	268,831,748	288,879,946	-	-	-	-	-	491,926,589	-
		268,831,748	288,879,946	496,764,682	-	-	-	-	-	704,644,823	-

COUNTY GOVERNMENT OF LAIKIPIA - EXECUTIVE

FY 2020/2021 Quarterly Report and Financial Statements
For the 3rd Quarter ended 31st March 2021


The financial statements were approved on 29/4/ 2021 and signed by:



Chief Officer – Finance, Economic Planning
and County Development
Name: Paul Njenga



Ag. Director - Accounting Services
Name: Florence Wangechi
ICPAK Member No. 24100



Ag Assistant Director – Financial Reporting
Name: Mishek M. Gacheru
ICPAK Member No. 26623

COUNTY GOVERNMENT OF LAIKIPIA - EXECUTIVE

FY 2020/2021 Quarterly Report and Financial Statements

For the 3rd Quarter ended 31st March 2021

X. STATEMENT OF APPROPRIATION: BUDGET & ACTUAL AMOUNTS: RECURRENT AND DEVELOPMENT COMBINED

Receipt/Expense Item	2020/2021 Approved Budget Estimates	Actual Q1 2020/2021			Actual Q2 2020/2021			Actual Q3 2020/2021			Actual cumulative to Q3 2020/2021		Budget utilization difference to Q3 2020/2021		Budget utilization/ realization to Q3 2020/2021 (%)	
		A	B	C	D	E= B+C+D	F = A-E	G = (E/A)								
RECEIPTS																
Equitable Share	4,830,560,000	359,290,800		1,378,674,000	1,044,450,000	2,782,414,800		2,048,145,200								58%
Proceeds from Domestic Grants	482,707,063	59,143,046		-	80,852,766	139,995,812		342,711,251								29%
Proceeds from Foreign Grants	871,189,073	205,261,041		107,780,319	101,239,864	414,281,223		456,907,850								48%
County Own Generated Revenues	1,006,875,000	122,970,133		200,002,977	252,898,398	575,871,508		431,003,492								57%
CRF Returns	-	20,810,227		-	-	20,810,227		(20,810,227)								-
TOTAL	7,191,331,136	767,475,246		1,686,457,296	1,479,441,028	3,933,373,570		3,257,957,566								55%
PAYMENTS																
Compensation of Employees	2,802,311,605	257,386,235		898,289,847	501,591,381	1,657,267,463		1,144,734,142								59%
Use of goods and services	1,218,516,886	106,080,732		140,598,456	337,136,608	583,815,796		634,701,090								48%
Transfers to County Entities	1,847,714,184	84,872,471		286,564,192	317,269,364	688,706,027		1,159,008,157								37%
Other grants and transfers	141,750,000	-		30,000,000	9,150,000	39,150,000		102,600,000								28%
Social Benefits	21,000,000	-		-	-	-		21,000,000								-
Other Payments	486,535,696	14,719,202		735,000	14,692,500	30,146,702		456,388,994								6%
Acquisition of Assets	1,402,095,049	22,921,703		307,696,836	82,387,361	413,005,900		989,089,150								29%
TOTAL	7,919,923,421	485,980,343		1,663,884,331	1,262,227,214	3,412,091,888		4,507,831,533								43%
SURPLUS/DEFICIT	(728,592,285)	281,494,903		22,572,965	217,213,814	521,281,683		(1,249,873,968)								

Under-realization of the revenue budget was due to:

1. Non-disbursement of 2 months (February and March) Equitable Share by The National Treasury.
2. Non-disbursement of most Domestic and Foreign Grants by The National Treasury.
 - Amounts realized under CRF Returns include; Recurrent, Development & FIF CBK Accounts, Emergency Fund and HSSF Bank opening balances and shall be incorporated in the revenue budget through a supplementary budget

COUNTY GOVERNMENT OF LAIKIPIA - EXECUTIVE

FY 2020/2021 Quarterly Report and Financial Statements
For the 3rd Quarter ended 31st March 2021

Under-utilization of the expenditure budget was due to;

- *Non-disbursement of funds by The National Treasury for Equitable Share and Grants; thus the County minimized its activities due to limited cash flow. The County lapsed with Financial Institutions for payment of Salaries, and issued letters to government institutions on delayed payment of statutory deductions*
- ❖ *Other grants and transfers refers to scholarships, relief assistance and subsidies to small businesses*
- ❖ *Social benefits refer to NHIF subsidy paid by the County for vulnerable families*
- ❖ *Other Payments refer to Emergency Fund payments*

Table 4: Reconciliation of Revenue in Statement of Receipts and Payments against Statement of Appropriation

Description	Statement of Receipts and Payments		Statement of Appropriation	Variations	REMARKS
	A	B	C = A - B		
Equitable Share	2,782,414,800	2,782,414,800	-		
Own Source Revenue	575,871,508	575,871,508	-		
Vocational Training Grant (Youth Polytechnics)	9,159,947	19,095,848	(9,935,901)	Opening Bank Balance	
Road Maintenance Levy Fund	71,692,819	120,899,964	(49,207,145)	Opening Bank Balance	
Kenya Urban Support Project (KUSP)	-	35,761,940	(35,761,940)	Opening Bank Balance	
Kenya Urban Institutional Grant (KUIG)	-	8,800,000	(8,800,000)	Opening Bank Balance	
Kenya Climate Smart Agriculture Project (KCSAP)	100,455,119	161,684,980	(61,229,861)	Opening Bank Balance	
EU IDEAS LED	-	38,512,939	(38,512,939)	Opening Bank Balance	
UNICEF Primary Health Care Grant	2,044,600	2,044,600	-		
KDSP Level 1 - capacity building	45,000,000	84,016,747	(39,016,747)	Opening Bank Balance	
Danida Grant	5,940,000	5,940,000	-		
Transforming Health Care Systems (THSUCP)	43,338,975	43,338,975	-		
Agricultural Sector Development Support Programme (ASDSP)	12,241,489	34,181,043	(21,939,554)	Opening Bank Balance	
Opening Balance	18,783	20,810,227	(20,791,444)	Opening Bank Balance	
GRAND TOTAL	3,648,178,039	3,933,373,570	(285,195,531)		

This table explains the variance in revenue between the two statements and further confirms the explanation given on deficit under the Statement of Receipts and Payments


The financial statements were approved on 29/04/2021 and signed by _____



Chief Officer – Finance Economic Planning and County Development
Name: Paul Njenga



Director – Accounting Services
Name: Florence Wanjau



Ag Assistant Director – Financial Reporting
Name: Mishek Mwachiri
ICPAK Member No. 26623 NNING

COUNTY GOVERNMENT OF LAIKIPIA - EXECUTIVE


FY 2020/2021 Quarterly Report and Financial Statements
For the 3rd Quarter ended 31st March 2021


XI. STATEMENT OF APPROPRIATION: BUDGET & ACTUAL AMOUNTS: RECURRENT


Receipt/Expense Item	2020/2021 Approved Budget Estimates	Actual Q1 2020/2021	Actual Q2 2020/2021	Actual Q3 2020/2021	Actual cumulative to Q3 2020/2021	Budget utilization difference to Q3 2020/2021	Budget utilization/realization to Q3 2020/2021 (%)
	A	B	C	D	E = B+C+D	F = A-E	G = (E/A)
RECEIPTS							
Equitable Share	3,381,392,000	251,503,560	965,071,800	731,115,000	1,947,690,360	1,433,701,640	58%
Proceeds from Domestic Grants	101,312,208	-	-	-	-	101,312,208	-
Proceeds from Foreign Grants	334,372,782	69,756,301	7,325,200	101,239,864	178,321,365	156,051,417	53%
County Own Generated Revenues	704,812,500	86,079,093	140,002,084	177,028,879	403,110,055	301,702,445	57%
CRF Returns	-	14,567,159	-	-	14,567,159	(14,567,159)	-
TOTAL	4,521,889,490	421,906,112	1,112,399,084	1,009,383,743	2,543,688,938	1,978,200,552	56%
PAYMENTS							
Compensation of Employees	2,802,311,605	257,386,235	898,289,847	501,591,381	1,657,267,463	1,144,734,142	59%
Use of goods and services	971,052,260	106,080,732	118,349,050	295,544,710	519,974,492	451,077,768	54%
Transfers to County Entities	895,940,966	73,371,427	237,283,007	179,259,952	489,914,386	406,026,580	55%
Other grants and transfers	53,500,000	-	-	100,000	100,000	53,400,000	-
Social Benefits	21,000,000	-	-	-	-	21,000,000	-
Other Payments	30,540,051	14,719,202	735,000	14,692,500	30,146,702	393,349	99%
Acquisition of Assets	37,848,496	-	6,694,600	11,174,501	17,869,101	19,979,395	47%
TOTAL	4,812,193,378	451,557,596	1,261,351,504	1,002,363,044	2,715,272,144	2,096,921,234	56%
SURPLUS/DEFICIT	(290,303,888)	(29,651,484)	(148,952,420)	7,020,699	(171,583,205)	(118,720,683)	

• Remarks on budget realization and utilization are as stated under Table X above (Statement of Appropriation: Recurrent and Development Combined)

The financial statements were approved on 29/4/ 2021 and signed by


 Chief Officer – Finance Economic Planning
 and County Development
 Name: Paul Njenga


 Ag. Director - Accounting Services
 Name: Florence Wangechi
 ICPAK Member No. 24100


 Ag Assistant Director - Financial Reporting
 Name: MishekAMD Gathitu
 ICPAK Member No. 26623

COUNTY GOVERNMENT OF LAIKIPIA - EXECUTIVE

FY 2020/2021 Quarterly Report and Financial Statements

For the 3rd Quarter ended 31st March 2021

XII. STATEMENT OF APPROPRIATION: BUDGET & ACTUAL AMOUNTS: DEVELOPMENT


Receipt/Expense Item	2020/2021	Actual Q1	Actual Q2	Actual Q3	Actual cumulative to Q3	Budget utilization	Budget
	Approved Budget Estimates	2020/2021	2020/2021	2020/2021	2020/2021	difference to Q3 2020/2021	utilization/realization to Q3 2020/2021 (%)
	A	B	C	D	E = B+C+D	F = A-E	G = (E/A)
RECEIPTS							
Equitable Share	1,449,168,000	107,787,240	413,602,200	313,335,000	834,724,440	614,443,560	58%
Proceeds from Domestic Grants	381,394,855	59,143,046	-	80,852,766	139,995,812	241,399,043	37%
Proceeds from Foreign Grants	536,816,291	135,504,740	100,455,119	-	235,959,859	300,856,432	44%
County Own Generated Revenues	302,062,500	36,891,040	60,000,893	75,869,519	172,761,453	129,301,047	57%
CRF Returns	-	6,243,068	-	-	6,243,068	(6,243,068)	-
TOTAL	2,669,441,646	345,569,135	574,058,212	470,057,285	1,389,684,632	1,279,757,014	52%
PAYMENTS							
Compensation of Employees	-	-	-	-	-	-	-
Use of goods and services	127,464,626	-	22,249,406	41,591,898	63,841,304	63,623,322	50%
Transfers to County Entities	1,071,773,218	11,501,044	49,281,185	138,009,412	198,791,641	872,981,577	19%
Other grants and transfers	88,250,000	-	30,000,000	9,050,000	39,050,000	49,200,000	44%
Social Benefits	-	-	-	-	-	-	-
Other Payments	455,995,645	-	-	-	-	455,995,645	-
Acquisition of Assets	1,364,246,553	22,921,703	301,002,236	71,212,860	395,136,799	969,109,755	29%
TOTAL	3,107,730,043	34,422,747	402,532,827	259,864,170	696,819,744	2,410,910,299	22%
SURPLUS/DEFICIT	(438,288,397)	311,146,388	171,525,385	210,193,115	692,864,888	(1,131,153,285)	

• Remarks on budget realization and utilization are as stated under Table X above (Statement of Appropriation: Recurrent and Development Combined)

The financial statements were approved on 29/04/2021 and signed by: COUNTY TREASURER



Chief Officer – Finance Economic Planning and County Development
Name: Paul Njenga



Ag Assistant Director of Financial Reporting
Name: Mishek M. Gacheru
ICPAK Member No: 26623
FINANCE, ECONOMIC PLANNING AND COUNTY DEVELOPMENT

COUNTY GOVERNMENT OF LAIKIPIA - EXECUTIVE

FY 2020/2021 Quarterly Report and Financial Statements

For the 3rd Quarter ended 31st March 2021

XIII. BUDGET EXECUTION BY PROGRAMMES AND SUB-PROGRAMMES

Program	Sub Program	Description	Original Budget	Q1 Actual	Q2 Actual	Q3 Actual	Cumulative Actual	Budget utilization difference	% Utilization
103004510		General Administration Services & County Affairs Management	106,952,627	4,425,991	3,142,545	9,489,214	17,057,750	99,384,091	16%
	103014510	Use of goods and services	56,616,027	1,555,291	1,646,819	3,924,770	7,126,880	53,413,917	13%
	103024510	Finance Services	2,790,000	998,700	-	143,300	1,142,000	1,791,300	41%
	103034510	Agriculture Sector Extension Management	47,546,600	1,872,000	1,495,726	5,421,144	8,788,870	44,178,874	18%
104004510		Livestock Productivity Improvement Program	418,422,585	11,456,794	6,784,500	74,498,024	92,739,318	400,181,291	22%
	104024510	Livestock Production and Management	4,273,872	-	-	-	-	4,273,872	0%
	10404510	Animal Health and Disease Management and Control	414,148,713	11,456,794	6,784,500	74,498,024	92,739,318	395,907,419	22%
110004510		Fisheries Productivity Program	11,175,863	-	-	-	-	11,175,863	0%
	110014510	Fish Pond Farming	11,175,863	-	-	-	-	11,175,863	0%
112004510		Physical Planning Services	27,696,000	452,300	200,000	13,138,800	13,791,100	27,043,700	50%
	112014510	Survey Equipment	17,696,000	452,300	200,000	13,138,800	13,791,100	17,043,700	78%
	112024510	County Spatial plan preparation	10,000,000	-	-	-	-	10,000,000	0%
113004510		Housing Development	4,000,000	-	20,000	136,500	156,500	3,980,000	4%
	113024510	Housing policy development	4,000,000	-	20,000	136,500	156,500	3,980,000	4%
114004510		Public Works Service Delivery Improvement	4,200,000	647,400	50,000	71,550	768,950	3,502,600	18%
	114044510	County Building Construction Standards	4,200,000	647,400	50,000	71,550	768,950	3,502,600	18%
115004510		Road Network Improvement	665,542,294	3,921,703	71,203,218	53,188,260	128,313,181	590,417,373	19%
	115014510	Road network development	399,149,511	-	35,761,940	50,500,000	86,261,940	363,387,571	22%
	115034510	Road Network Maintenance	192,592,783	3,921,703	26,641,278	505,760	31,068,741	162,029,802	16%
	115044510	Heavy Equipment Maintenance	15,000,000	-	-	2,182,500	2,182,500	15,000,000	15%
	115064510	Road Reserve Maintenance	10,000,000	-	-	-	-	10,000,000	0%
	115094510	Urban Development	40,000,000	-	-	-	-	40,000,000	0%
	115114510	Municipal boards and administration services	8,800,000	-	8,800,000	-	8,800,000	-	100%

COUNTY GOVERNMENT OF LAIKIPIA - EXECUTIVE

FY 2020/2021 Quarterly Report and Financial Statements

For the 3rd Quarter ended 31st March 2021

116004510	Critical infrastructure rehabilitation and construction	16,000,000	-	-	-	-	-	-	-	16,000,000	0%
116014510	Inter ward bridge construction program	16,000,000	-	-	-	-	-	-	-	16,000,000	0%
117004510	Crop development and management	105,160,005	44,250	299,790	1,449,450	1,793,490	104,815,965				2%
117024510	Land and Crop Productivity Enhancement and Management	11,997,561	-	240,690	-	240,690	11,756,871				2%
117034510	Irrigation Development and management	705,287	-	-	-	-	705,287				0%
117044510	Strategic Food Security Service	92,457,157	44,250	59,100	1,449,450	1,552,800	92,353,807				2%
118004510	Renewable/Green energy services	1,036,268	-	-	118,200	118,200	1,036,268				11%
118014510	County renewable/Green energy services	1,036,268	-	-	118,200	118,200	1,036,268				11%
301004510	General administration and planning services	11,316,496	1,198,900	1,056,288	1,325,668	3,580,856	9,061,309				32%
301014510	Use of goods and services	9,316,496	610,500	977,628	1,153,068	2,741,196	7,728,369				29%
301024510	Infrastructure development	1,500,000	511,400	48,660	172,600	732,660	939,940				49%
301044510	Policy Implementation	500,000	77,000	30,000	-	107,000	393,000				21%
302004510	Co-operative development	24,006,679	851,060	617,220	767,620	2,235,900	22,538,399				9%
302014510	Co-operative movement support initiative	19,500,000	476,060	500,440	-	976,500	18,523,500				5%
302034510	Research and Development	4,506,679	375,000	116,780	767,620	1,259,400	4,014,899				28%
303004510	Industrialization development	83,000,000	-	30,117,500	9,050,000	39,167,500	52,882,500				47%
303014510	Industrial mapping and promotion initiative	8,000,000	-	-	-	-	8,000,000				0%
303024510	Enterprise development	75,000,000	-	30,117,500	9,050,000	39,167,500	44,882,500				52%
304004510	Trade development	19,940,271	1,076,580	1,451,130	1,713,863	4,241,573	17,412,561				21%
304014510	Trade promotion services	6,840,271	332,100	48,400	11,500	392,000	6,459,771				6%
304044510	Metrological Lab-weights and measures	2,500,000	-	-	653,903	653,903	2,500,000				26%
304054510	Investment Promotion and County Branding	10,600,000	744,480	1,402,730	1,048,460	3,195,670	8,452,790				30%
305004510	Tourism development	8,792,275	1,038,500	80,000	-	1,118,500	7,673,775				13%
305014510	Tourism promotion initiatives	5,292,275	1,038,500	80,000	-	1,118,500	4,173,775				21%
305024510	Tourism Infrastructural Development	3,500,000	-	-	-	-	3,500,000				0%

COUNTY GOVERNMENT OF LAIKIPIA - EXECUTIVE

FY 2020/2021 Quarterly Report and Financial Statements

For the 3rd Quarter ended 31st March 2021

401004510	Health services improvement	384,588,997	2,977,441	35,862,972	100,225,251	139,065,665	345,748,584	36%
401014510	Health infrastructure development initiative	50,832,955	-	3,250,000	36,604,400	39,854,400	47,582,955	78%
401024510	Primary healthcare care support initiative	24,004,435	-	-	-	-	24,004,435	0%
401034510	Emergency response services	34,568,787	-	-	-	-	34,568,787	0%
401064510	Emergency Referral and Rehabilitative Services	133,421,416	50,533	17,311,159	48,714,488	66,076,181	116,059,724	50%
401074510	Essential Health Institutions and Services	138,761,404	2,926,908	15,301,813	14,906,363	33,135,084	120,532,683	24%
401084510	Health training center infrastructural development	3,000,000	-	-	-	-	3,000,000	0%
402004510	General administrative & planning services	86,465,000	14,883,173	17,287,895	31,150,075	63,321,143	54,293,932	73%
402014510	Use of goods and services	80,465,000	14,562,643	15,743,465	30,266,857	60,572,965	50,158,892	75%
402024510	Human Resource for Health Management and development	1,000,000	-	126,200	167,460	293,660	873,800	29%
402054510	Health policy, governance, planning and financing	4,500,000	320,530	1,418,230	715,758	2,454,518	2,761,240	55%
402064510	Health information standards and quality assurance	500,000	-	-	-	-	500,000	0%
405004510	Preventive health services	290,030,277	7,040,453	45,043,185	34,608,579	86,692,217	237,946,639	30%
405014510	Family Planning, maternal, and child health services	3,300,000	-	-	1,021,600	1,021,600	3,300,000	31%
405024510	Non-communicable diseases control and prevention	800,000	-	-	403,000	403,000	800,000	50%
405034510	Public health promotion and nutrition services	5,300,000	609,000	510,750	733,600	1,853,350	4,180,250	35%
405044510	Community health Strategy, Advocacy and surveillance	240,630,277	3,000,000	41,243,590	27,354,649	71,598,239	196,386,687	30%
405064510	Social Health Insurance Scheme	40,000,000	3,431,453	3,288,845	5,095,730	11,816,028	33,279,702	30%
502004510	General Administration Services & County Affairs Management	7,577,793	1,259,000	150,500	825,212	2,234,712	6,168,293	29%
502014510	Use of goods and services	5,777,793	984,700	39,200	366,762	1,390,662	4,753,893	24%
502044510	Personnel Services	1,800,000	274,300	111,300	458,450	844,050	1,414,400	47%
505004510	Information Communication and	8,000,000	89,150	811,050	362,000	1,262,200	7,099,800	16%

COUNTY GOVERNMENT OF LAIKIPIA - EXECUTIVE

FY 2020/2021 Quarterly Report and Financial Statements

For the 3rd Quarter ended 31st March 2021

705004510		Public Service Delivery	20,500,000	1,312,576	4,275,903	1,030,700	6,619,179	14,911,521	32%
	705014510	Compensation to employees	5,000,000	453,174	346,200	428,500	1,227,974	4,200,626	25%
	705024510	Current grants to Other levels of Government-CPSB	6,000,000	699,402	1,168,800	352,100	2,220,302	4,131,798	37%
	705034510	Enforcement And Disaster Management	5,000,000	160,000	1,031,703	250,000	1,441,703	3,808,297	29%
	705044510	Alcohol Control Committee	4,500,000	-	1,729,200	-	1,729,200	2,770,800	38%
706004510		Departmental administrative services/Centralized services	39,000,000	6,731,700	12,768,300	3,000,000	22,500,000	19,500,000	58%
	706044510	Revenue collection services	39,000,000	6,731,700	12,768,300	3,000,000	22,500,000	19,500,000	58%
707004510		Financial systems and automation program	728,759,542	-	252,719,310	75,492,194	328,211,504	476,040,232	45%
	707044510	Revenue management services	25,759,542	-	252,719,310	1,000,000	253,719,310	-226,959,768	985%
	707064510	County Treasury Administrative Services	703,000,000	-	-	74,492,194	74,492,194	703,000,000	11%
708004510		Departmental Administrative Services/Centralized services	77,000,000	14,588,375	21,941,448	9,988,580	46,518,403	40,470,177	60%
	708014510	Economic planning and development services	46,000,000	8,237,662	10,717,890	6,887,132	25,842,684	27,044,448	56%
	708024510	Legal Services	9,000,000	2,049,913	2,850,058	3,101,448	8,001,419	4,100,029	89%
	708034510	Intra and intergovernmental relations	22,000,000	4,300,800	8,373,500	-	12,674,300	9,325,700	58%
709004510		Administration and Support Services	229,778,340	31,353,242	17,628,861	26,471,701	75,453,805	180,796,237	33%
	709014510	Generation administration and support services	78,150,000	30,879,142	17,112,400	17,549,223	65,540,765	30,158,458	84%
	709024510	Infrastructural facility	29,178,340	-	491,461	8,151,618	8,643,080	28,686,879	30%
	709034510	Headquarters Administrative and Support Services	120,000,000	-	-	-	-	120,000,000	0%
	709044510	Personnel services	2,450,000	474,100	25,000	770,860	1,269,960	1,950,900	52%
717004510		Intergovernmental relations	125,137,774	53,669,911	46,589,803	28,165,880	128,425,594	24,878,060	103%
	717014510	Grants and Transfers to Government entities	125,137,774	53,669,911	46,589,803	28,165,880	128,425,594	24,878,060	103%
718004510		Enhanced staff welfare	15,000,000	-	-	7,500,000	7,500,000	15,000,000	50%
	718024510	Car and Mortgages - Public Officers	15,000,000	-	-	7,500,000	7,500,000	15,000,000	50%
721004510		Economic planning services	1,580,000	349,800	123,400	395,700	868,900	1,106,800	55%

COUNTY GOVERNMENT OF LAIKIPIA - EXECUTIVE

FY 2020/2021 Quarterly Report and Financial Statements

For the 3rd Quarter ended 31st March 2021

721094510	Integrated Monitoring and Evaluation Services	1,580,000	349,800	123,400	395,700	868,900	1,106,800	55%
722004510	Human Capital Management and Development	24,181,629	2,326,730	4,531,200	2,182,800	9,040,730	17,323,699	37%
722024510	County Public Service Board	19,781,629	1,905,930	3,196,000	2,162,800	7,264,730	14,679,699	37%
722034510	Information and Records management	4,400,000	420,800	1,335,200	20,000	1,776,000	2,644,000	40%
723004510	Security and policing support services	25,000,000	1,878,980	5,362,535	2,154,809	9,396,324	17,758,485	38%
723024510	Urban Facilities Management Services	25,000,000	1,878,980	5,362,535	2,154,809	9,396,324	17,758,485	38%
724004510	County Assembly-oversite Authority	596,786,041	51,295,937	146,656,944	110,517,236	308,470,117	398,833,160	52%
724014520	Transfer to County Assembly	596,786,041	51,295,937	146,656,944	110,517,236	308,470,117	398,833,160	52%
725004510	Public Finance Management Services	25,094,223	1,722,826	4,443,866	4,280,315	10,447,007	18,927,531	42%
725024510	Supply Chain Management Services	14,394,223	908,420	2,957,580	1,844,400	5,710,400	10,528,223	40%
725034510	Internal Audit Services	9,000,000	814,406	1,232,486	1,845,915	3,892,807	6,953,108	43%
725044510	Budget Management	1,700,000	-	253,800	590,000	843,800	1,446,200	50%
726004510	Development Planning Services	44,116,921	5,117,768	8,954,982	6,989,804	21,062,554	30,044,171	48%
726024510	Participatory Budgeting support services	12,333,899	920,800	2,993,682	2,717,904	6,632,386	8,419,417	54%
726034510	Research Statistics and Documentation services	10,120,000	1,039,718	1,611,400	1,069,300	3,720,418	7,468,882	37%
726044510	Programme monitoring and Evaluation	8,000,000	1,257,250	1,349,900	202,600	2,809,750	5,392,850	35%
726064510	Strategic Partnership and Collaboration	13,663,022	1,900,000	3,000,000	3,000,000	7,900,000	8,763,022	58%
1001004510	Water supply management	200,123,342	-	450,000	2,800,256	3,250,256	199,673,342	2%
1001024510	Water supply projects	200,123,342	-	450,000	2,800,256	3,250,256	199,673,342	2%
1003004510	General administration and support services	19,000,000	916,847	4,581,058	2,361,200	7,859,105	13,502,095	41%
1003014510	Goods and services	15,500,000	838,647	4,033,698	1,408,200	6,280,545	10,627,655	41%
1003024510	Personnel Services	2,500,000	78,200	423,900	953,000	1,455,100	1,997,900	58%
1003034510	Strategic Project Monitoring and intervention(Ending Drought)	1,000,000	-	123,460	-	123,460	876,540	12%
1006004510	Environment and Natural	40,519,589	85,000	2,338,150	4,759,597	7,182,747	38,096,439	18%

COUNTY GOVERNMENT OF LAIKIPIA - EXECUTIVE

FY 2020/2021 Quarterly Report and Financial Statements

For the 3rd Quarter ended 31st March 2021

	resources												
1006014510	Solid Waste Management	17,519,589	50,000	1,511,400	4,259,597	5,820,997	15,958,189						33%
1006024510	Human-Wildlife Conflict Prevention	4,500,000	35,000	196,750	250,000	481,750	4,268,250						11%
1006034510	Natural Resources Management	10,000,000	-	430,000	-	430,000	9,570,000						4%
1006044510	Climate Change Adaptation & Mitigation	6,500,000	-	200,000	250,000	450,000	6,300,000						7%
1006054510	Integrated Range Land Development	2,000,000	-	-	-	-	2,000,000						0%
	Grand Total	7,919,923,421	485,980,343	1,663,884,331	1,262,227,214	3,412,091,888	5,770,058,747						43%

COUNTY GOVERNMENT OF LAIKIPIA - EXECUTIVE

FY 2020/2021 Quarterly Report and Financial Statements

For the 3rd Quarter ended 31st March 2021

XIV. COUNTY OWN GENERATED REVENUE PERFORMANCE STATEMENT

Description	Approved Budget 2020/21	Budget - Q3 2020/21	Actual - Q1 2020/21	Actual - Q2 2020/21	Actual - Q3 2020/21	Cumm. Actual to Q3 2020/2021	2020/2021 Budget Realization
	A Kshs	D Kshs	F Kshs	G Kshs	H Kshs	I = F+G+H Kshs	J = G/A Kshs
RECEIPTS							
Land Rates	90,000,000	18,000,000	2,528,478	7,972,629	44,801,043	55,302,150	61%
Business Permits	100,000,000	20,000,000	10,108,169	6,508,318	49,900,164	66,516,651	67%
Cesses	37,700,000	7,540,000	4,658,790	12,950,790	7,294,220	24,903,800	66%
Plot Rents	13,000,000	2,600,000	242,301	518,027	1,722,032	2,482,360	19%
Administrative Service Fees	10,300,000	2,060,000	3,832,100	1,701,600	4,143,800	9,677,500	94%
County's Natural Resources Exploitation	98,675,000	19,735,000	13,874,370	26,675,683	23,203,536	63,753,589	65%
Market/Trade Centre Fee	18,000,000	3,600,000	2,318,935	5,487,015	4,419,215	12,225,165	68%
Vehicle Parking Fees	96,000,000	19,200,000	7,417,680	19,536,815	22,080,235	49,034,730	51%
Housing & Social Premises Use	22,000,000	4,400,000	3,419,842	6,795,003	6,184,235	16,399,080	75%
Social Premises Use Charges	200,000	40,000	3,000	14,300	40,000	57,300	29%
Education Fees	30,000,000	6,000,000	-	3,423,000	3,177,455	6,600,455	22%
Public Health Services	370,000,000	74,000,000	63,310,117	79,373,128	54,692,018	197,375,263	53%
Slaughter Houses Administration	30,500,000	6,100,000	2,509,040	6,239,000	4,549,160	13,297,200	44%
Technical Services Fees	53,000,000	10,600,000	5,944,336	14,853,020	18,986,795	39,784,151	75%
External Services Fees	8,000,000	1,600,000	678,050	559,700	1,861,390	3,099,140	39%
Various Fees	19,500,000	3,900,000	2,124,925	5,050,000	5,843,100	13,018,025	67%
Disposal of Assets	10,000,000	2,000,000	-	2,344,949	-	2,344,949	23%
TOTAL	1,006,875,000	201,375,000	122,970,133	200,002,977	252,898,398	575,871,508	57%

There was significant increase in this Quarter's collections in comparison to the previous quarters where our collections were Kshs. 252,898,398. This was because the business licenses fell due in the 3rd Quarter.


The financial statements were approved on 29/04 2021 and signed by



Chief Officer - Finance Economic Planning and County Development
Name: Paul Njenga



Ag. Director - Accounting Services
Name: Florence Wangechi
ICPAK Member No. 24100



Ag. Assistant County Development Officer - Reporting
Name: Mishek M. Gacheru
ICPAK Member No. 26623

COUNTY GOVERNMENT OF LAIKIPIA - EXECUTIVE

Reports and Financial Statements

For the 3rd Quarter ended 31st March 2021

XV. NOTES TO THE FINANCIAL STATEMENTS

1 EQUITABLE SHARE

Description	Q1 2020/21	Q2 2020/21	Q3 2020/21	Q4 2020/21	Cumulative FY 2020/21	Comparative Q3 2019/20	Comparative Cumm to Q3 2019/20
	Kshs	Kshs	Kshs	Kshs	Kshs	Kshs	Kshs
Total Equitable Share disbursements - Executive	307,994,863	1,232,017,056	933,932,764	-	2,473,944,683	1,404,336,496	2,653,352,696
Total Equitable Share disbursements - Assembly	51,295,937	146,656,944	110,517,236	-	308,470,117	120,560,504	350,485,504
TOTAL	359,290,800	1,378,674,000	1,044,450,000	-	2,782,414,800	1,524,897,000	3,003,838,200

The County's approved budget for Equitable Share in FY 2020/21 is Kshs. 4,830,560,000 of which Kshs. 4,321,366,250 is for the Executive while Kshs. 509,193,750 is for the Assembly. In the 3rd Quarter, the County received Kshs. 2,782,414,800 being Equitable Share disbursement; by the end of the 3rd Quarter the County had not received February and March disbursements amounting to Kshs 805,093,333. The County shall revise its equitable share budget through a supplementary budget to align it to the reviewed allocation from 4.8 billion to 4.1 billion.

2 TRANSFERS FROM NATIONAL GOVERNMENT ENTITIES (DOMESTIC GRANTS)

Description	Q1 2020/21	Q2 2020/21	Q3 2020/21	Q4 2020/21	Cumulative FY 2020/21	Comparative Q3 2019/20	Comparative Cumm to Q3 2019/20
	Kshs	Kshs	Kshs	Kshs	Kshs	Kshs	Kshs
Domestic Grants							
Leasing of medical equipment	-	-	-	-	-	-	-
Abolishment of user fees in health centers and dispensaries	-	-	-	-	-	-	-
Youth Polytechnics (Rehabilitation of village polytechnics)	-	-	9,159,947	-	9,159,947	15,954,149	15,954,149
Road Maintenance Levy Fund	-	-	71,692,819	-	71,692,819	29,647,406	59,294,812
TOTAL	-	-	80,852,766	-	80,852,766	45,601,555	75,248,961

The County's approved budget for Domestic Grants in FY 2020/21 is Kshs. 482,707,063. The County has received Kshs 80,852,766. Opening balances included Kshs. 9,935,901 for VTC grants and Kshs. 49,207,145 for RMLF. See Table 2 under CECM for a detailed analysis.

COUNTY GOVERNMENT OF LAIKIPIA - EXECUTIVE

FY 2020/2021 Quarterly Report and Financial Statements

For the 3rd Quarter ended 31st March 2021

3 PROCEEDS FROM FOREIGN GRANTS

Description	Q1 2020/21	Q2 2020/21	Q3 2020/21	Q4 2020/21	Cumulative FY 2020/21	Comparative Q3 2019/20	Comparative Cumm to Q3 2019/20
	Kshs	Kshs	Kshs	Kshs	Kshs	Kshs	Kshs
Grants Received from Multilateral Donors (International Organizations)							
DANIDA - Universal Healthcare in Devolved Units Programme	-	5,940,000	-	-	5,940,000	-	6,140,625
Transforming Health Care Systems for Universal Care Project (THSUCP)	-	-	43,338,975	-	43,338,975	9,056,052	9,056,052
Kenya Devolution Support Programme (KDSP)	-	-	45,000,000	-	45,000,000	-	-
Kenya Urban Support Programme (KUSP)	-	-	-	-	-	-	-
Kenya Climate Smart Agriculture Project (KCSAP)	-	100,455,119	-	-	100,455,119	-	50,214,821
Agriculture Sector Development Support Project (ASDSP)	-	-	12,241,489	-	12,241,489	14,771,019	14,771,019
EU IDEAS LED	-	-	-	-	-	-	-
UNICEF - Primary Health Care Grant	-	1,385,200	659,400	-	2,044,600	-	1,348,200
TOTAL	-	107,780,319	101,239,864	-	209,020,183	23,827,071	81,530,717

The County's approved budget for Foreign Grants in FY 2020/21 is Kshs. 871,189,073. By the end of the 3rd quarter, The County had received grants amounting to Kshs 209,020,183. The County had opening balances of Kshs. 39,016,747 KDSP Level 1, Kshs. 8,800,000 for KUIG, Kshs. 35,761,940 for KUSP, Kshs. 61,229,861 for KSCAP, Kshs. 21,939,554 ASDSP and Kshs. 38,512,939 for EU Ideas Led. See Table 2 under CECM forward for a detailed analysis

COUNTY GOVERNMENT OF LAIKIPIA - EXECUTIVE

FY 2020/2021 Quarterly Report and Financial Statements

For the 3rd Quarter ended 31st March 2021

4 SUMMARY OF COUNTY OWN GENERATED REVENUES

Description	Q1 2020/21		Q2 2020/21		Q3 2020/21		Q4 2020/21		Cumulative FY 2020/21		Comparative Q3 2019/20		Comparative Cumm to Q3 2019/20	
	Kshs	Kshs	Kshs	Kshs	Kshs	Kshs	Kshs	Kshs	Kshs	Kshs	Kshs	Kshs	Kshs	Kshs
Land Rates	2,528,478	7,972,629	44,801,043	-	-	-	-	-	55,302,150	21,641,680	33,657,804	-	-	
Business Permits	10,108,169	6,508,318	49,900,164	-	-	-	-	-	66,516,651	38,334,752	46,974,060	-	-	
Cesses	4,658,790	12,950,790	7,294,220	-	-	-	-	-	24,903,800	6,516,290	18,664,100	-	-	
Plot Rents	242,301	518,027	1,722,032	-	-	-	-	-	2,482,360	510,818	1,211,170	-	-	
Administrative Service Fees	3,832,100	1,701,600	4,143,800	-	-	-	-	-	9,677,500	2,095,850	3,320,707	-	-	
County's natural resources	13,874,370	26,675,683	23,203,536	-	-	-	-	-	63,753,589	20,826,369	58,732,923	-	-	
Market/Trade Centre fees	2,318,935	5,487,015	4,419,215	-	-	-	-	-	12,225,165	2,544,566	7,843,511	-	-	
Vehicle Parking Fees	7,417,680	19,536,815	22,080,235	-	-	-	-	-	49,034,730	19,743,084	53,820,809	-	-	
Housing	3,419,842	6,795,003	6,184,235	-	-	-	-	-	16,399,080	4,134,669	13,208,500	-	-	
Social Premise Use Charges	3,000	14,300	40,000	-	-	-	-	-	57,300	186,400	221,400	-	-	
Education Related Fees	-	3,423,000	3,177,455	-	-	-	-	-	6,600,455	1,590,000	1,590,000	-	-	
Public Health Facilities Operations	63,310,117	79,373,128	54,692,018	-	-	-	-	-	197,375,263	75,707,236	208,746,066	-	-	
Slaughter Houses Administration	2,509,040	6,239,000	4,549,160	-	-	-	-	-	13,297,200	4,515,246	11,731,817	-	-	
Technical Service Fees	5,944,336	14,853,020	18,986,795	-	-	-	-	-	39,784,151	15,691,820	35,672,723	-	-	
External Service Fees	678,050	559,700	1,861,390	-	-	-	-	-	3,099,140	1,511,820	2,351,367	-	-	
Encroachment fees	4,000	-	-	-	-	-	-	-	4,000	685,100	1,695,949	-	-	
Impounding charges	141,800	353,800	249,500	-	-	-	-	-	745,100	81,400	203,900	-	-	
Court fines	80,000	49,000	11,500	-	-	-	-	-	140,500	19,000	142,000	-	-	
Liquor licences	1,827,500	1,872,800	5,512,100	-	-	-	-	-	9,212,400	1,148,100	7,565,800	-	-	
Miscellaneous income	71,625	69,349	70,000	-	-	-	-	-	210,974	-	-	-	-	
Disposal of assets	-	5,050,000	-	-	-	-	-	-	5,050,000	-	-	-	-	
Disinfection Fees	-	-	-	-	-	-	-	-	-	603,492	603,492	-	-	
TOTAL	122,970,133	200,002,977	252,898,398	-	-	-	-	-	575,871,508	218,087,692	507,958,099	-	-	

Compared to the previous two quarters and a similar period last financial year, Revenue collection had a significant increase in the 3rd Quarter since business licences were payable within the Quarter.

COUNTY GOVERNMENT OF LAIKIPIA - EXECUTIVE

FY 2020/2021 Quarterly Report and Financial Statements

For the 3rd Quarter ended 31st March 2021

5 RETURNS TO CRF

Description	Q1 2020/21	Q2 2020/21	Q3 2020/21	Q4 2020/21	Cumulative FY 2020/21	Comparative Q3 2019/20	Comparative Cum to Q3 2019/20
	Kshs	Kshs	Kshs	Kshs	Kshs	Kshs	Kshs
County Assembly - CBK Recurrent Account	1,856	-	-	-	1,856	-	1,991,727
County Assembly - CBK Development Account	16,927	-	-	-	16,927	-	919
County Assembly - Equity Account	-	-	-	-	-	-	401,061
Doldol Sub County Hospital Revenue FIF Account - Family Bank	-	-	-	-	-	-	564,449
TOTAL	18,783	-	-	-	18,783	-	2,958,156

This refers to funds appropriated in FY 2019/20 and transferred to expenditure accounts but remained unapplied by the close of the financial year thus transferred back to the CRF.

6 COMPENSATION OF EMPLOYEES

Description	Q1 2020/21	Q2 2020/21	Q3 2020/21	Q4 2020/21	Cumulative FY 2020/21	Comparative Q3 2019/20	Comparative Cum to Q3 2019/20
	Kshs	Kshs	Kshs	Kshs	Kshs	Kshs	Kshs
Basic salaries of permanent employees	(119,111,127)	(773,816,050)	(332,880,943)	-	(1,225,808,120)	(496,948,499)	(1,655,412,897)
Basic wages of temporary employees	(116,747,056)	(63,555,127)	(130,491,911)	-	(310,794,094)	(50,652,321)	(133,257,002)
Personal allowances paid as part of salary	(65,800)	(17,160)	(22,950)	-	(105,910)	(1,583,204)	(1,632,764)
Pension and social security contributions	(21,462,253)	(60,901,511)	(38,505,577)	-	(120,869,340)	(37,518,714)	(112,949,496)
TOTAL	(257,386,235)	(898,289,947)	(501,901,381)	-	(1,657,577,463)	(586,702,738)	(1,903,252,159)

COUNTY GOVERNMENT OF LAIKIPIA - EXECUTIVE

FY 2020/2021 Quarterly Report and Financial Statements For the 3rd Quarter ended 31st March 2021

In the 1st Quarter the County did not make direct payments for August and September salaries but relied on advances from Financial Institutions to pay the net salaries while seeking patience from statutory bodies for payment of statutory deductions upon receipt of exchequer disbursements from the National Treasury. Quarter 1 salary refunds to financial institutions were paid in the 2nd Quarter, while part of Q3 salary refunds to the financial institutions were refunded in April; which explains the significant variation in salaries amounts in the 3 Quarters.

7 USE OF GOODS AND SERVICES

Description	Q1 2020/21	Q2 2020/21	Q3 2020/21	Q4 2020/21	Cumulative FY 2020/21	Comparative Q3 2019/20	Comparative Cum to Q3 2019/20
	Kshs	Kshs	Kshs	Kshs	Kshs	Kshs	Kshs
Utilities, supplies and services	(9,424,765)	(5,364,395)	(9,732,040)	-	(24,521,200)	(14,184,170)	(31,537,077)
Communication, supplies and services	(957,091)	(5,393,275)	(1,203,860)	-	(7,554,226)	(3,988,790)	(10,425,830)
Domestic travel and subsistence	(21,460,458)	(26,152,211)	(17,542,424)	-	(65,155,093)	(37,616,479)	(121,742,832)
Foreign travel and subsistence	(1,070,380)	(2,549,544)	-	-	(3,619,924)	(5,178,607)	(6,866,187)
Printing, advertising and information supplies & services	(6,039,689)	(3,756,445)	(8,377,136)	-	(18,173,270)	(7,999,854)	(11,857,689)
Rentals of produced assets	-	-	(1,940,500)	-	(1,940,500)	(676,918)	(44,695,118)
Training expenses	(2,490,935)	(2,467,175)	(838,260)	-	(5,796,370)	(9,119,045)	(17,533,579)
Hospitality supplies and services	(22,021,681)	(15,435,943)	(23,121,768)	-	(60,579,392)	(28,301,167)	(56,319,156)
Insurance costs	-	-	(110,000,000)	-	(110,000,000)	(71,420,634)	(146,420,634)
Specialized materials and services	(17,456,533)	(16,300,298)	(85,418,430)	-	(119,175,261)	(91,929,065)	(92,272,621)
Office and general supplies and services	(6,355,866)	(10,455,904)	(10,349,697)	-	(27,161,467)	(12,359,577)	(22,493,514)
Other operating expenses	(13,423,163)	(35,628,578)	(49,383,965)	-	(98,435,706)	(105,672,310)	(133,249,381)
Routine maintenance – other assets	(168,780)	(1,257,144)	(2,017,749)	-	(3,443,673)	(2,595,489)	(3,536,996)

COUNTY GOVERNMENT OF LAIKIPIA - EXECUTIVE

FY 2020/2021 Quarterly Report and Financial Statements

For the 3rd Quarter ended 31st March 2021

Routine maintenance – vehicles and other transport equipment	(2,402,141)	(6,177,144)	(6,359,759)	-	(14,939,044)	(8,830,675)	(9,857,954)
Fuel, oils and lubricants	(2,809,250)	(9,660,400)	(10,851,020)	-	(23,320,670)	(15,263,360)	(24,368,040)
TOTAL	(106,080,732)	(140,598,456)	(337,136,608)	-	(583,815,796)	(415,136,138)	(733,176,605)

Overall decline in payments during the year to date as compared to a similar period last year is attributed to delay in disbursements by the National Treasury to the County.

8 TRANSFERS TO OTHER GOVERNMENT ENTITIES

Description	Q1 2020/21	Q2 2020/21	Q3 2020/21	Q4 2020/21	Cumulative FY 2020/21	Comparative Q3 2019/20	Comparative Cumm to Q3 2019/20
	Kshs	Kshs	Kshs	Kshs	Kshs	Kshs	Kshs
Current Grants to Government Agencies and other Levels of Government	(18,036,252)	(62,406,449)	(116,092,181)	-	(279,694,829)	(217,692,242)	(287,284,230)
Laikipia County Assembly	(51,295,937)	(146,656,944)	(110,517,236)	-	(308,470,117)	(120,560,504)	(350,485,504)
Laikipia County Revenue Board	(6,731,700)	(18,483,255)	(14,000,000)	-	(25,214,955)	(13,700,000)	(26,462,600)
Laikipia County Development Authority	(1,900,000)	(3,000,000)	(3,000,000)	-	(4,900,000)	(6,000,000)	(12,250,000)
Laikipia County Health Institutions	(343,080)	(5,940,000)	-	-	(6,283,080)	(10,925,033)	(18,782,708)
Laikipia County VTCs	(6,565,502)	(5,515,604)	(15,159,947)	-	(12,081,106)	(19,106,170)	(19,106,170)
Rumuruti Municipality Board	-	(44,561,940)	-	-	(44,561,940)	(49,783,080)	(49,783,080)
Laikipia County Enterprise Fund	-	-	-	-	-	-	-
Laikipia County-Co-operative Fund	-	-	-	-	-	(2,700,000)	(2,700,000)
Laikipia County Leasing Fund	-	-	(51,000,000)	-	-	-	-

COUNTY GOVERNMENT OF LAIKIPIA - EXECUTIVE

FY 2020/2021 Quarterly Report and Financial Statements

For the 3rd Quarter ended 31st March 2021

Laikipia County Car and Mortgage	-	(7,500,000)	-	(15,000,000)
TOTAL	(84,872,471)	(286,564,192)	(317,269,364)	(637,769,734)

Payments under current grants to Government agencies relate to Health grants, KCSAP, ASDP and EU Ideas grants.

9 OTHER GRANTS AND TRANSFERS

Description	Q1 2020/21	Q2 2020/21	Q3 2020/21	Q4 2020/21	Cumulative FY 2020/21	Comparative Q3 2019/20	Comparative Cumm to Q3 2019/20
	Kshs	Kshs	Kshs	Kshs	Kshs	Kshs	Kshs
Scholarships and other educational benefits	-	-	(100,000)	-	(100,000)	(605,128)	(807,312)
Emergency relief and refugee assistance	-	-	-	-	-	(2,749,800)	(2,749,800)
Subsidies to small businesses, cooperatives, and self employed	-	(30,000,000)	(9,050,000)	-	(39,050,000)	-	-
TOTAL	-	(30,000,000)	(9,150,000)	-	(39,150,000)	(3,354,928)	(3,557,112)

The Kshs 9,050,000 made in the 3rd Quarter relates to the subsidy in respect to Laikipia Economic Stimulus Program

10 SOCIAL SECURITY BENEFITS

Description	Q1 2020/21	Q2 2020/21	Q3 2020/21	Q4 2020/21	Cumulative FY 2020/21	Comparative Q3 2019/20	Comparative Cumm to Q3 2019/20
	Kshs	Kshs	Kshs	Kshs	Kshs	Kshs	Kshs
NHIF contributions for vulnerable households	-	-	-	-	-	-	-
TOTAL	-	-	-	-	-	-	-

The NHIF subsidy is an initiative by the County Executive to enrol the vulnerable families of Laikipia with the National Health Insurance Fund with an aim of reducing the burden of out of pocket payment for health services and enabling more households to access health services.

COUNTY GOVERNMENT OF LAIKIPIA - EXECUTIVE

FY 2020/2021 Quarterly Report and Financial Statements

For the 3rd Quarter ended 31st March 2021

11 OTHER PAYMENTS

Description	Q1 2020/21		Q2 2020/21		Q3 2020/21		Q4 2020/21		Cumulative FY 2020/21		Comparative Q3 2019/20		Comparative Cumm to Q3 2019/20	
	Kshs		Kshs		Kshs		Kshs		Kshs		Kshs		Kshs	
Civil Contingency Reserves	-		-		-		-		-		-		-	
Emergency Fund	(14,719,202)		(735,000)		(14,692,500)		-		(29,836,702)		(3,762,645)		(3,762,645)	
TOTAL	(14,719,202)		(735,000)		(14,692,500)		-		(29,836,702)		(3,762,645)		(3,762,645)	

Other payments relate to pending bills and emergency relief activities.

12 ACQUISITION OF ASSETS

Description	Q1 2020/21		Q2 2020/21		Q3 2020/21		Q4 2020/21		Cumulative FY 2020/21		Comparative Q3 2019/20		Comparative Cumm to Q3 2019/20	
	Kshs		Kshs		Kshs		Kshs		Kshs		Kshs		Kshs	
Non-Financial Assets														
Purchase of Buildings	-		-		-		-		-		-		-	
Construction of Buildings	-		(40,114,302)		(8,982,914)		-		(49,097,216)		(51,064,079)		(51,064,079)	
Refurbishment of Buildings	-		-		(550,000)		-		(550,000)		(27,511,518)		(27,511,518)	
Construction of Roads	(3,921,703)		(26,294,518)		(11,440,712)		-		(41,656,933)		(43,879,241)		(82,618,314)	
Construction and Civil Works	(19,000,000)		(236,493,416)		(44,883,734)		-		(300,377,150)		(57,239,653)		(94,307,616)	
Purchase of Vehicles and Other Transport Equipment	-		-		(5,000,000)		-		(5,000,000)		-		-	
Overhaul of Vehicles and Other Transport Equipment	-		-		-		-		-		-		-	
Overhaul and Refurbishment of Construction and Civil Works	-		-		(350,000)		-		(350,000)		(8,528,670)		(8,528,670)	

COUNTY GOVERNMENT OF LAIKIPIA - EXECUTIVE

FY 2020/2021 Quarterly Report and Financial Statements

For the 3rd Quarter ended 31st March 2021

Purchase of Household Furniture and Institutional Equipment	-	-	-	-	-	-	-	-	-	(3,995)
Purchase of Office Furniture and General Equipment	-	(4,794,600)	(8,651,001)	-	(13,445,601)	(5,207,954)	(6,243,388)			
Purchase of Specialised Plant, Equipment and Machinery	-	-	(1,981,000)	-	(1,981,000)	(9,606,231)	(9,618,681)			
Rehabilitation and Renovation of Plant, Machinery and Equip.	-	-	-	-	-	-	-			
Purchase of Certified Seeds, Breeding Stock and Live Animals	-	-	-	-	-	(293,700)	(293,700)			
Research, Studies, Project Preparation, Design & Supervision	-	-	-	-	-	(6,781,130)	(9,506,543)			
Rehabilitation of Civil Works	-	-	(548,000)	-	(548,000)	(833,711)	(833,711)			
Acquisition of Strategic Stocks and commodities	-	-	-	-	-	-	-			
Acquisition of Land	-	-	-	-	-	-	-			
Acquisition of Intangible Assets	-	-	-	-	-	-	-			
TOTAL	(22,921,703)	(307,696,836)	(82,387,361)	-	(413,005,900)	(210,945,886)	(290,530,214)			

There is a significant decrease in the acquisition of assets in the 3rd quarter as compared to a similar period in 2019/20 that is attributable to the delayed release of equitable share by the national Treasury to the County.

COUNTY GOVERNMENT OF LAIKIPIA - EXECUTIVE

FY 2020/2021 Quarterly Report and Financial Statements

For the 3rd Quarter ended 31st March 2021

13 A. CBK BANK ACCOUNTS

Name of Bank & Account No.	Recurrent or Development	Q1 2020/21		Q2 2020/21		Q3 2020/21		Q4 2020/21		Comparative Q3 2019/20	
		Kshs	Kshs	Kshs	Kshs	Kshs	Kshs	Kshs	Kshs	Kshs	Kshs
Central Bank of Kenya Accounts											
Laikipia County Revenue Fund Account - 1000171626	RECURRENT/ DEVELOPMENT	16,178,812	108,927,307	255,408,466	-	-	-	-	-	375,899,937	
Laikipia County Recurrent Account- 1000171208	RECURRENT	404,931	789,149	2,085,305	-	-	-	-	-	3,981,108	
Laikipia County Development Account - 1000171162	DEVELOPMENT	-	12,593	41,236	-	-	-	-	-	16,430,628	
Laikipia County Roads Maintenance Levy Fund Account - 1000285842	DEVELOPMENT	45,285,443	18,644,164	89,831,223	-	-	-	-	-	75,844,493	
Laikipia County Health Services Account - 1000285858	DEVELOPMENT	15,461,203	8,826,992	37,576,267	-	-	-	-	-	17,576,557	
Laikipia County Agricultural Sector Development Support Program Account - 1000372087	DEVELOPMENT	20,067,554	18,571,828	25,059,073	-	-	-	-	-	18,093,539	
Laikipia County Kenya Climate Smart Agriculture Project Account - 1000367717	RECURRENT/ DEVELOPMENT	49,773,067	78,680,163	4,775,239	-	-	-	-	-	30,700,549	
Laikipia County Health FIF Account - 1000392959	RECURRENT	1,200	13,175	4,553,157	-	-	-	-	-	225,526	
Laikipia County Ideas-Led Account - 1000363312	RECURRENT/ DEVELOPMENT	38,468,689	38,409,589	36,798,139	-	-	-	-	-	47,394,830	
Laikipia County Kenya Urban Support Program - 1000372141	DEVELOPMENT	35,761,940	-	-	-	-	-	-	-	-	
Laikipia County Village Polytechnic Project - 1000368896	RECURRENT/ DEVELOPMENT	9,935,901	4,420,297	9,658,911	-	-	-	-	-	15,567,992	
Laikipia County Deposit Account - 1000285834	DEVELOPMENT	13,246,568	3,804,483	78,763	-	-	-	-	-	30,210,080	
Laikipia County Urban Institution Grant Account - 100414235	DEVELOPMENT	8,800,000	-	-	-	-	-	-	-	-	
Laikipia County Emergency Fund - 1000451181	RECURRENT/ DEVELOPMENT	99,605	6,425	270,925	-	-	-	-	-	-	

COUNTY GOVERNMENT OF LAIKIPIA - EXECUTIVE

FY 2020/2021 Quarterly Report and Financial Statements

For the 3rd Quarter ended 31st March 2021

	DEVELOPMENT	6,039,127	7,712,445	970,445	-	72,719,587
Laikipia County Kenya Devolution Support Program - 1000418451						
Laikipia County Kenya Devolution Support Program - 1000427728	RECURRENT	9,307,709	61,334	29,657,534	-	-
TOTAL		268,831,748	288,879,945	496,764,682	-	704,644,824

Amounts reported are as per the cashbook balances and bank reconciliation statements

13 B. CASH IN HAND

Description	Q1 2020/21	Q2 2020/21	Q3 2020/21	Q4 2020/21	Comparative Q3 2019/20
	Kshs	Kshs	Kshs	Kshs	Kshs
Cash in Hand – Held in domestic currency	-	-	-	-	-
Cash in Hand – Held in foreign currency	-	-	-	-	-
TOTAL	-	-	-	-	-

14 ACCOUNTS RECEIVABLE (OUTSTANDING IMPREST)

Description	Q1 2020/21	Q2 2020/21	Q3 2020/21	Q4 2020/21	Comparative Q3 2019/20
	Kshs	Kshs	Kshs	Kshs	Kshs
Government Imprests	24,533,209	17,615,890	23,219,248	-	54,369,338
Clearance Accounts	-	-	-	-	-
Staff Advances	-	-	-	-	-
Retention and insurance claims	-	-	-	-	-
TOTAL	24,533,209	17,615,890	23,219,248	-	54,369,338

Imprest issued to staff to finance various operational activities

15 ACCOUNTS PAYABLES (DEPOSITS AND RETENTIONS)

Description	Q1 2020/21	Q2 2020/21	Q3 2020/21	Q4 2020/21	Comparative Q3 2019/20
	Kshs	Kshs	Kshs	Kshs	Kshs
Deposits and Retentions	(13,246,568)	(3,804,483)	(78,763)	-	(30,210,080)
Total	(13,246,568)	(3,804,483)	(78,763)	-	(30,210,080)

COUNTY GOVERNMENT OF LAIKIPIA - EXECUTIVE

FY 2020/2021 Quarterly Report and Financial Statements

For the 3rd Quarter ended 31st March 2021

These are monies held for third parties e.g. insurance, contractual retention monies

16 FUND BALANCE BROUGHT FORWARD

Description	Q1 2020/21		Q2 2020/21		Q3 2020/21		Q4 2020/21		Comparative Q3 2019/20	
	Kshs		Kshs		Kshs		Kshs		Kshs	
Bank accounts	293,291,583		268,831,748		288,879,945		-		491,926,589	
Cash in hand	-		-		-		-		-	
Accounts Receivables	180,000		24,533,209		17,615,890		-		32,269,082	
Accounts Payables	(9,652,568)		(13,246,568)		(3,804,483)		-		(49,649,827)	
Total	283,819,015		280,118,389		302,691,352		-		474,545,844	

These are balances from the immediate previous period

17 CHANGES IN ACCOUNTS RECEIVABLES (OUTSTANDING IMPREST)

Description	Q1 2020/21		Q2 2020/21		Q3 2020/21		Q4 2020/21		Comparative Q3 2019/20	
	Kshs		Kshs		Kshs		Kshs		Kshs	
Imprest surrendered during the quarter	2,162,386		42,928,257		22,827,436		-		3,502,000	
Imprest issued during the quarter	26,515,595		36,010,938		28,430,794		-		27,759,325	
Total	(24,353,209)		6,917,319		(5,603,358)		-		(24,257,325)	

18 CHANGES IN ACCOUNTS PAYABLES (RETENTIONS AND DEPOSIT HELD FOR THIRD PARTIES)

Description	Q1 2020/21		Q2 2020/21		Q3 2020/21		Q4 2020/21		Comparative Q3 2019/20	
	Kshs		Kshs		Kshs		Kshs		Kshs	
Deposit received during the quarter	7,910,800		44,614,892		12,919,756		-		35,412,933	
Deposit paid during the quarter	4,316,800		54,056,977		16,645,476		-		54,852,680	
Total	3,594,000		(9,442,085)		(3,725,720)		-		(19,439,747)	

COUNTY GOVERNMENT OF LAIKIPIA - EXECUTIVE

FY 2020/2021 Quarterly Report and Financial Statements

For the 3rd Quarter ended 31st March 2021

XVI. OTHER IMPORTANT DISCLOSURES

1. PENDING ACCOUNTS PAYABLES

Description	balance brought forward 2019/2020	Q1 2020/21		Q2 2020/21		Q3 2020/21		Q4 2020/21		Comparative Q3 2019/20
	Kshs	Kshs	Kshs	Kshs	Kshs	Kshs	Kshs	Kshs	Kshs	Kshs
Construction of buildings	361,991,762	430,245,898	189,112,501	142,129,253						123,990,581
Construction of civil works	699,208,840	670,593,538	491,175,047	305,925,066						391,111,150
Supply of goods	244,747,487	316,926,198	126,208,211	212,044,486						177,055,961
Supply of services	244,778,580	597,615,651	122,732,440	80,701,812						36,880,190
Salaries Payables		-	-	406,689,653						
Total	1,550,726,669	2,015,381,285	929,228,199	1,147,490,270	-	-	-	-	-	729,037,882

2. COMMERCIAL BANKS

Bank Account Name & No.	Name of Commercial Bank	Type of Account	Bank balance (Kshs) as at 31/03/2021
CG of Laikipia A/C No. 2041834296	Absa Bank	Collection A/c	
Laikipia County Debt Collection A/C No.01141369499600	Co-operative Bank	Collection A/c	0
Laikipia County Liqueur Licence Collection Account A/C No.01141366233700	Co-operative Bank	Collection A/c	170,700
Laikipia County Revenue Board A/C No.01141369182100	Co-operative Bank	Recurrent/Development	838,540
Miss Tourism Laikipia County Sponsorship Account. A/C No.01141369666800	Co-operative Bank	Recurrent A/c	
Rumuruti Vocational Training Centre A/C No. 01129369622000	Co-operative Bank	Collection A/c	15,672
Nyahururu Vocational Training Centre A/C No. 01129369634800	Co-operative Bank	Collection A/c	0
Salama Vocational Training Centre A/C 01129369599900	Co-operative Bank	Recurrent/Development	2274
Muhotetu Vocational Training Centre A/C No. 01129368995000	Co-operative Bank	Collection A/c	3,769
OI Moran Vocational Training Centre A/C No. 01129368995100	Co-operative Bank	Collection A/c	0
Wiyumiririe Vocational Training Centre A/C No. 01129369602100	Co-operative Bank	Collection A/c	0
Nanyuki Vocational Training Centre A/C No. 01129369635000	Co-operative Bank	Collection A/c	0
Tigithi Vocational Training Centre A/C 01129369621700	Co-operative Bank	Recurrent/Development	76,221

COUNTY GOVERNMENT OF LAIKIPIA - EXECUTIVE

FY 2020/2021 Quarterly Report and Financial Statements

For the 3rd Quarter ended 31st March 2021

Laikipia East Collection - Laikipia County Revenue A/C No.01141366378700	Co-operative Bank	Collection A/c	3,209,050
Sipili Vocational Training Centre A/C No. 01129369600000	Co-operative Bank	Collection A/c	42,993
Marmanet Vocational Training Centre A/C No. 01129369599800	Co-operative Bank	Collection A/c	61,459
Laikipia County Government Imprest A/C No. 01141366378701	Co-operative Bank	Recurrent/Development	1,276,260
Laikipia County Car And Mortgage A/C No.01141369432600	Co-operative Bank	Development A/c	331,701
Laikipia County Dev Coop Fund A/C No.01141366165000	Co-operative Bank	Recurrent/Development	8,207,163
Laikipia West Revenue Collection A/C No.01141501762300	Co-operative Bank	Collection A/c	11,300
Laikipia County Development Authority A/C No. 0270279074923	Equity Bank	Recurrent/Development	710
Laikipia County UIG A/C 0270278999614	Equity Bank	Recurrent/Development	17,100,285.55
Rumuruti Sub County Hospital FIF A/C No. 023000027937	Family bank	Collection A/c	981
Nanyuki Teaching & Ref Hospital FIF A/C No. 064000063932	Family bank	Collection A/c	9,102,927.85
Nyahururu Dist Hospital FIF A/C No. 023000027049	Family bank	Collection A/c	5,645
Laikipia County Health Services A/C No. 064000063891	Family bank	Recurrent/Development	286,358.12
Laikipia County Bursary Fund A/C No. 064000065823	Family bank	Recurrent A/c	8,099,757
Ndindika Sub-County Collection Account A/C No. 1261696778	KCB Bank	Collection A/c	(1000)
Rumuruti Sub County Collection Account .A/C No. 1235093948	KCB Bank	Collection A/c	(102,780)
Nanyuki Teaching & Referral Hospital Collection. A/C No. 1198115610	KCB Bank	Collection A/c	841
Doldol Sub-County Hosiptal Collection Account. A/C No. 1235093808	KCB Bank	Collection A/c	(600)
KIMANJO SUB COUNTY HOSP COLLEC ACC 1275712657	KCB Bank	Collection A/c	96,560
Nyahururu County Hospital Collection A/C No.1198224266	KCB Bank	Collection A/c	(600)
LAMURIA SUB COUNTY HOSP COLL ACC 1275712525	KCB Bank	Collection A/c	(600)
Laikipia Agricultural Sector Development Support Program A/C No. 0270277391768	Equity Bank	Development A/c	
Laikipia County Covid-19 Support A/C No.2042569251	Absa Bank	Recurrent/Development	214,049
Rumuruti Municipality UDG A/C 0270278999622	Equity Bank	Recurrent/Development	29,237,757.70
Doldol Sub County Hospital FIF A/C No. 064000064783	Family bank	Collection A/c	108,530
Laikipia County Enterprise Fund A/C No.1176375156	KCB Bank	Recurrent/Development	13,371,239
Laikipia County Debt Collection A/c No 01141369499600	Co-operative Bank	Collection A/c	0
Laikipia County Donation A/c No 01141369666800	Co-operative Bank	Collection A/c	500
Laikipia County Loan Guarantee A/c No 01141999987200	Co-operative Bank		0
Laikipia County Loan Interest Subsidy A/c No 01141999987300	Co-operative Bank		0
TOTAL AMOUNTS			91,767,663.22

COUNTY GOVERNMENT OF LAIKIPIA - EXECUTIVE
FY 2020/2021 Quarterly Report and Financial Statements
For the 3rd Quarter ended 31st March 2021

The balances reported are bank statement balances as at 31/03/2021.

XVII. ANNEX 1 – LIST OF COUNTY GOVERNMENT CORPORATIONS & ENTITIES

The PFM Act, 2012 section 182 enables the County Government to establish and dissolve County Corporations/ entities; below is a list of Laikipia County corporations and entities

Entity	Date Established/ Date taken over	Location	Accounting Officer
Nanyuki Water and Sewerage Company Ltd	14/12/2005	Nanyuki	Kenneth Gitonga
Nyahururu Water and Sanitation Company Ltd	18/02/2002	Nyahururu	Eng. Peter Mwangi
Laikipia County Bursary Fund	19/06/2014	Nanyuki	James Mbuco
Laikipia County Enterprise Fund	19/06/2014	Nanyuki	Evelyn Mbugua
Laikipia County Co-operative Fund	06/01/2015	Nanyuki	Richard Murigu
Laikipia County Executive Car and Mortgage Fund	12/15/2014	Nanyuki	Karanja Njora
Laikipia County Development Authority	19/06/2014	Nanyuki	Jessy Mugo
Laikipia County Revenue Board	19/06/2014	Nanyuki	Prudence Waitthera
Laikipia County Public Service Board	19/06/2014	Nyahururu	Timothy Wamiti
Laikipia County Leasing Fund	14/06/2020	Nanyuki	Paul Njenga
Laikipia County Emergency Fund	14/06/2020	Nanyuki	Paul Njenga

XVIII. ANNEX 2 – OUTSTANDING IMPREST

Payment Date	Payee	Vote	Amount	Invoice No.	Voucher No.
01/09/2020	JUDITH WANJA MWONGERA	4512	350,000	4512-IMP-395977	48683
02/09/2020	LUCY MTENTE LEGISA	4512	30,000	4512-IMP-395976	48682
03/09/2020	MARYLINE WANJIRU KIMANI	4512	150,000	4512-IMP-395977	48717
23/09/2020	MARGARET MUTHONI NDERITU	4511	50,000	4511MPR3959834	49159
23/09/2020	GRACE WANJIRU WARUI	4511	100,000	4511IMP3959819	49014
23/09/2020	AGNES NYAMBURA GICHOHI	4511	100,000	4511IMP3959831	49080
23/09/2020	JANE NJERI KAMAU	4511	250,000	4511IMP3959832	49095
23/09/2020	ANNE WANGECHI TAIKU	4511	200,000	4511IMP4053610	49083
23/09/2020	JACKSON MAINA KIBOCHA	4511	200,000	4511IMP4053611	49086
23/09/2020	MARYLINE WANJIRU KIMANI	4512	50,000	4512-IMP-395978	49191

COUNTY GOVERNMENT OF LAIKIPIA - EXECUTIVE

FY 2020/2021 Quarterly Report and Financial Statements

For the 3rd Quarter ended 31st March 2021

23/09/2020	JAMES MIIRI MAINGI	4519	50,000	4519IMPR3487670	49189
24/09/2020	LESHAO YEKINI PETER	4511	100,000	4511IMP4053613	49831
24/09/2020	JOSEPH IRUNGU KARIUKI	4511	100,000	4511IMP4053622	50160
26/10/2020	PAUL KIPROP BUSIENEI	4511	100,000	4511IMP4053621	50155
26/10/2020	JOHN THEURI MUTHUI	4511	210,000	4511IMP4053623	50153
27/10/2020	MARTIN MWANGI GACHERU	4512	50,000	4512-IMP-395979	51060
27/10/2020	LUCY MUTHONI MAINA	4511	200,000.00	4511IMP4053648	50609
27/10/2020	NTUNYOI NKALIKINAI FELISTER	4513	100,000.00	ND4513IMP347580	150007861
20/11/2020	JOYCE WANGUI MWIRIGI	4513	900,000.00	NTRH4513IMP3959	150007540
23/11/2020	JANE WANGARI KABIRU	4513	200,000.00	RUM4513IMP34758	150008162
23/11/2020	ARTHUR KOKONYA MUMELO	4513	200,000.00	RUM4513IMP34758	150008160
	TOTAL STANDING IMPRESTS		3,690,000		
23/11/2020	GILBERT NJAGI STEPHEN	4511	100,000	4511IMP3959821	49012
23/11/2020	RUFUS KINORU MAKUNO	4512	100,000	4512-IMP-395978	49008
26/11/2020	NAFTALY NDIRITU NDUNGU	4511	200,000	4511IMP3959837	49205
09/12/2020	SAMUEL KARANJA NJORA	4511	650,000	4511IMP3959843	49206
09/12/2020	MERCY WANJA KINYAMU	4511	50,000	4511IMP3959850	49837
09/12/2020	GITHUKU MWANGI	4511	100,000	4511IMP3959845	49834
09/12/2020	JOHN PAMITA LETAI	4519	50,000	4519IMPR4053753	49839
31/12/2020	SANDRA NJERI WAGICHERU	4511	380,000	4511IMP4053625	50158
03/02/2021	MARYLINE WANJIRU KIMANI	4512	280,000	4512-IMP-395985	50558
03/02/2021	NELSON ODHIAMBO OCHUNGO	4511	147,000	4511IMP4053629	50497
03/02/2021	WINNIE GATHONI MWANGI	4511	595,000	4511IMP4053630	50900
03/02/2021	PUNDEN AMOS	4511	113,200	4511IMP4053637	50894
04/02/2021	BENARD MUNYIRI MATU	4511	248,400	4511IMP4053642	50899
04/02/2021	ALEXANDER MUCHEMI MUTHEE	4511	300,000	4511IMP4053912	51528
04/02/2021	VIRGINIA NYAGUTHII WAHOME	4511	836,000	4511IMP4053643	50901
26/03/2021	MOSES MUREITHI WACHIRA	4511	550,000	4511IMP4053650	50613
26/03/2021	MARGARET WANJIKU MACHARIA	4511	60,000	4511IMP4053907	51529
26/03/2021	PETER KARIMI GATIMU	4511	111,450	4511IMP4053903	51002
26/03/2021	ESTHER WAIRIMU MACHANGA	4511	20,000	4511IMP4053939	51527
26/03/2021	TIMOTHY KANGANGA WAMITI	4511	370,000	CPSB2607828	52380

COUNTY GOVERNMENT OF LAIKIPIA - EXECUTIVE

FY 2020/2021 Quarterly Report and Financial Statements

For the 3rd Quarter ended 31st March 2021

26/03/2021	GRACE WANJIRU WARUI	4511	629,563	4511IMP4232014	52379
29/03/2021	WINNIE GATHONI MWANGI	4511	360,000	4511IMP4053948	52087
11/01/2021	EZEKIEL KIAMA KAARA	4511	450,000	4511IMP4232016	52378
01/04/2021	JOSEPH TAKWI RUBWA	4511	340,000	4511IMP4053911	51001
11/01/2021	AGNES NYAMBURA GICHOHI	4511	550,000	4511IMP4053649	50610
20/01/2021	ALEXANDER MUCHEMI MUTHEE	4511	192,300	4511IMP4232011	52,390
21/01/2021	JOYCE WANJUGU KIAMA	4512	9,000	4512-RD-048	51171
02/02/2021	MOSES KESHENKEI NOKISHO	4512	420,000	4512IMP3959860	52134
04/02/2021	EDWARD MAIYO ROTICH	4513	654,000	HD4513IMP405354	70003399
04/02/2021	EUNICE WAMBUI MAINA	4513	500,000	4513IMPH2183579	70003401
04/02/2021	SHARON SHIKHAYILWA KATAKA	4513	50,000	SPA4513IMPH2183	70003405
04/02/2021	RUTH GATWIRI MANYARA	4513	645,000	SPAIMP3452153	70003421
04/02/2021	GRACE WANJIRU WARUI	4513	900,000	HD4513IMP218355	150007470
04/02/2021	EZEKIEL KIAMA KAARA	4513	900,000	HD4513IMP405353	150007451
04/02/2021	ALEXANDER MUCHEMI MUTHEE	4513	460,000	HD4513IMP405353	150007505
10/02/2021	JOHN MWANGI MWANIKI	4513	550,000	HD4513IMP218356	150007701
17/03/2021	DENIS KAMAU NJERI	4513	406,600	HD4513IMP405354	150007700
17/03/2021	MWORIA D MUNGATIA	4513	33,000	HD45130559RD	150007027
17/03/2021	MORRIS MUREITHI NDERITU	4513	351,000	NYH4513IMP26064	150008157
18/03/2021	LUKAS MEMIA THIGA	4513	363,935	NYH4513IMP26064	150008156
18/03/2021	DANIEL KAHORO	4513	351,000	NYH4513IMP26064	150008161
18/03/2021	JOYCE MWENI MWANIA	4513	520,000	SPA4513IMP3452169A	70003444
19/03/2021	DANIEL KIMANI MAREKIA	4513	404,000	HD4513IMP342168	150008335
19/03/2021	POLYCARP MOSWETA NYACHIRO	4513	392,000	HD4513IMP3452164	70003442
19/03/2021	RUTH WAMBUI NGUGI	4513	94,500	HD4513 IMP34521	150008333
25/03/2021	RUTH WAMBUI NGUGI	4513	480,000	HD4513IMP345217	70003445
26/03/2021	TIMOTHY KIPKOPUS PANGA	4513	399,000	HD4513IMP345217	70003443
29/03/2021	JOSEPH LENAI KAMARIO	4513	516,000	HD4513IMP347580	150008343
31/03/2021	LUCY MUTHONI MAINA	4513	573,000	HD4513IMP345216	150008344
31/03/2021	LYDIA WAMBUI NJOROGE	4513	404,000	HD4513IMP345216	150008345
01/04/2021	THOMAS KIPTOO KWALIA	4513	350,000	NYH4513IMP26064	150008155
11/01/2021	FRANCIS KINYUA HEZRON	4516	250,000	4516IMP3487845	50616

COUNTY GOVERNMENT OF LAIKIPIA - EXECUTIVE

FY 2020/2021 Quarterly Report and Financial Statements

For the 3rd Quarter ended 31st March 2021

05/02/2021	STANELY NJUGUNA MWANGI	4516	144,000	4516IMP3487848	51004
05/02/2021	STANLEY NGUGI THUKU	4516	372,300	4516IMPR3487847	51530
28/01/2021	ELIZABETH MUTHONI KARIUKI	4517	254,000	4517IMP4053856	50912
TOTAL TEMPORARY IMPRESTS			19,529,248		
TOTAL OUTSTANDING IMPRESTS			23,219,248		

XIX. ANNEX 3 – PENDING BILLS

DEPARTMENT OF ADMINISTRATION, PUBLIC SERVICE AND OFFICE OF THE GOVERNOR

SUPPLIER/CONTRACTOR	LPO/LSO DATE	LPO/LSO NO.	LPO/LSO AMOUNT
CONSTRUCTION OF BUILDING			
AWANDI VENTURES	04/05/2018	1439843	38,685
CHARNDI LTD	27.6.2019	1439808	2,274,941
CHARNDI LTD	27.6.2019	1439808	276,909
KALALU BUILDING CONTRACTORS	02/01/2018	1439845	71,509
KOKOO SARAH LTD	08/09/2018	1252888	1,238,000
LEMA KENYA		1252887	6,225,720
MACDAN BUILDING CIVIL CONTRACTORS LTD		1439425	4,002,410
NALJO INVESTMENT LTD	14/5/2018	1439415	2,250,864
NERICK LIMITED	14/5/2018	1439494	2,467,355
ROSKARD CONSTRUCTION LTD	01/01/5841	1439423	32,434,944
TEMBO AFRICA CONSTRUCTION AND HOUSING LTD	25/6/2020	1439402	51,302
SUB-TOTAL			51,332,639
CONSTRUCTION OF CIVIL WORKS			
DEXCOM E/A LIMITED		1439412	318,900
JAKATHUO CONTRACTORS	07/11/2019	3246557	3,282,464
SUB-TOTAL			3,601,364
SUPPLY OF GOODS			
AMUA GLORY BOUTIQUE	10/09/2018	3085785	1,033,200
BEWIS GENERAL SUPPLIES	24/3/2019	3586405	945,000

COUNTY GOVERNMENT OF LAIKIPIA - EXECUTIVE

FY 2020/2021 Quarterly Report and Financial Statements

For the 3rd Quarter ended 31st March 2021

DELUXE CO	05/10/2018	1439419	3,456,104
ESTAM TRADERS	26/3/2019	3071777	27,700
EUROTIC COMPANY LTD	23/3/2016	2567477	13,876,160
EUROTIC COMPANY LTD	23/3/2016	2732424	13,876,160
GIMCO CLOTHING	18.12.2019	3071792	95,000
GO SOLAR LTD		3246559	26,639,790
HERI GENERAL MERCHANTS	11/03/2015		71,780
HERI GENERAL MERCHANTS	24/5/2018		87,050
HERI GENERAL MERCHANTS	07/11/2019		109,100
KATHINI TRADERS	28/6/2019	3071784	199,000
KATHINI TRADERS	28/6/2019	3071785	199,000
KATHINI TRADERS	02/11/2019	3337177	199,000
KATHINI TRADERS	26/05/2020	3586425	330,000
KUBO ENTERPRISES			1,000,000
LENANA PEAK	15/06/2020	3071788/3071789/3071790	1,900,500
MASHTech SUPPLIES LTD	16/4/2019	1641240	23,484,000
NYAHURURU BOOKSHOP	05/11/2019	3337191	299,360
NYAHURURU STADIUM BOOKSHOP			88,920
NYAHURURU STADIUM BOOKSHOP	25/6/2019	3337194/95/96/97	213,339
NYAHURURU STADIUM BOOKSHOP	14/5/2020	3337151	299,360
NYAHURURU STADIUM BOOKSHOP	18.11.2019	3337151	392,670
NYAHUWASCO			34,400
SIXTY FOUR BUSINESS MACHINES	28/6/2018		2,000
SIXTY FOUR BUSINESS MACHINES	30/5/2018		10,000
SKY LIMITTER	25/6/2020	3071791	1,981,000
XEROX ENTERPRISES			875,121
SUB-TOTAL			91,724,714
SUPPLY OF SERVICES			
AGRICULTURAL SOCIETY OF KENYA	24/5/2018		86,500
AGRICULTURAL SOCIETY OF KENYA	11/03/2015		180,000
BRIGHTWAYS TRAVEL & TOURS LTD			106,050
COMMISSIONER OF VAT-J.M NJENGO ADVOCATES	24/9/2019	1242445	102,000

COUNTY GOVERNMENT OF LAIKIPIA - EXECUTIVE

FY 2020/2021 Quarterly Report and Financial Statements

For the 3rd Quarter ended 31st March 2021

E.M WASHIE AND ASSOCIATES	27.02.2020		986,000
FALLS HIPO POINT LOUNGE AND GRILL	06/09/2019	1641122	42,000
HIVE CLEAN CARE	11/10/2019	1385512	54,000
HIVE CLEAN CARE	06/09/2019	1385510	78,000
HIVE CLEAN CARE	05/12/2020	1385510	120,000
JALABERT ENTERPRISES	24/7/2019		20,400
JALABERT ENTERPRISES			35,700
JALABERT ENTERPRISES	24/7/2019		49,600
JALABERT ENTERPRISES			65,000
KAMANDU EA LIMITED	14/2/2019	1252869	185,404
KENLINK ELECTRICALS		1000491	382,991
K-LAYERZ CONSTRUCTION			13,000
K-LAYERZ CONSTRUCTION			41,800
LETS FLY AVIATION LTD			183,600
LIKII AUTO GARAGE	18/9/2019		469,892
M/S AWOUR RAMOGI COMPANY	14/05/2020	1252863	2,900,000
MAJIMBO AG&COMPANY	14/05/2020	1252862	4,210,000
MARONY TRAVEL AGENCIES	12/11/2019	1561379	338,270
MARONY TRAVEL AGENCIES	05/07/2019	1561395	1,070,380
MARONY TRAVEL AGENCIES LTD			85,325
MUCHEMI & CO ADVOCATES	07/01/2019	1242432	1,755,000
PEIM GARAGE	31/7/2019		28,100
PEIM GARAGE	07/01/2019		63,700
PRO PIVOTAL LIMITED	22/1/2020		31,204
SHUTTLE AUTO GARAGE	10/03/2020	655	28,884
SHUTTLE AUTO GARAGE	20/01/2020	1383967	28,884
SHUTTLE AUTO GARAGE	10/03/2020	1763280	28,884
SHUTTLE AUTO GARAGE	07/01/2020	664	29,500
SHUTTLE AUTO GARAGE	06/01/2020	657	31,204
SHUTTLE AUTO GARAGE	25/08/2019	658	32,712
SHUTTLE AUTO GARAGE	16/08/2019	653	32,712
SHUTTLE AUTO GARAGE	16/09/2019	660	32,712
SHUTTLE AUTO GARAGE	17/09/2020	1561391	39,000

COUNTY GOVERNMENT OF LAIKIPIA - EXECUTIVE

FY 2020/2021 Quarterly Report and Financial Statements

For the 3rd Quarter ended 31st March 2021

SHUTTLE AUTO GARAGE	09/09/2019	659	44,312
SHUTTLE AUTO GARAGE	17/09/2020	661	44,544
SHUTTLE AUTO GARAGE	07/10/2019	662	45,000
SHUTTLE AUTO GARAGE	27/09/2019	654	47,400
SHUTTLE AUTO GARAGE	16/10/2019	656	53,824
SHUTTLE AUTO GARAGE	13/07/2019	663	86,536
SHUTTLE AUTO GARAGE		1561093	176,250
SUYANAE MERCHANTS		1570288	358,000
THIKA MOTOR DEALERS	28/06/2018		14,000
THIKA MOTOR DEALERS	17/5/2019		14,000
THIKA MOTOR DEALERS	26/11/2019	1763283	93,371
TOYOTA KENYA LTD	20/8/2019		111,374
TROPIC AIR LIMITED	20/05/2019	1763292	144,900
TROPIC AIR LIMITED	3/20/2019	1763291	156,800
TROPIC AIR LIMITED	02/04/2019	1252852	194,800
TROPIC AIR LIMITED	08/06/2019	1763289	198,800
TROPIC AIR LIMITED	04/02/2019	1763290	248,600
TROPIC AIR LIMITED	06/08/2019	1252851	292,200
TROPIC AIR LIMITED	20/05/2019	1763293	295,500
WAVEX LIMITED	20/5/2019	1383649	785,790
SUB-TOTAL			17,374,409
JAN 2021 SALARIES PAYABLES			85,183
FEB 2021 SALARIES PAYABLES			186,993,427
MARCH 2021 SALARIES PAYABLES			219,611,043
SALARIES SUB-TOTAL			406,689,653
GRAND TOTAL			570,722,779
DEPARTMENT OF FINANCE, ECONOMIC PLANNING AND COUNTY DEVELOPMENT			
SUPPLIER/CONTRACTOR	LPO/LSO DATE	LPO/LSO NO.	LPO/LSO AMOUNT
CONSTRUCTION OF BUILDING			
WEB COMMERCIAL SYSTEMS			5,989,898
SUB-TOTAL			5,989,898

COUNTY GOVERNMENT OF LAIKIPIA - EXECUTIVE

FY 2020/2021 Quarterly Report and Financial Statements

For the 3rd Quarter ended 31st March 2021

SUPPLY OF GOODS				
TOTAL KENYA		24/02/2021	3504545	300,000
ANSEL BRANDS SOLUTION		11/12/2020	3504538	936,801
VIVO ENERGY KENYA		27/01/2021	3246700	300,000
CANDIMO LIMITED		2/7/2020	3246686	3,902,950
KENKARI CONTRACTORS & GENERAL SUPPLIES		28/09/2020	1201	857,500
VIVO ENERGY KENYA		03/03/2021	3504546	300,000
SUB-TOTAL				6,597,251
SUPPLY OF SERVICES				
WALKERS KIKWETU		21/12/2020	812	61,350
SHUTTLE AUTO GARAGE				159,200
GLOBAL CREDIT RATING C/O IMPREST A/C				1,700,000
JAQANAZ		1/2/2021	811	132,000
JAQANAZ		1/2/2021	817	39,600
SUB-TOTAL				2,092,150
GRAND TOTAL				14,679,299

DEPARTMENT OF HEALTH AND MEDICAL SERVICES

SUPPLIER/CONTRACTOR		LPO/LSO DATE	LPO/LSO NO.	LPO/LSO AMOUNT
SUPPLY OF GOODS				
KEMSA		29/7/2020	2838911	379,200
KEMSA		29/7/2021	2838912	85,000
DEEKAN ENGINEERING		14/8/2020	2838927	255,400
SMARTVEMA GENERAL TRADERS		18/8/2020	2838931	146,800
WEST PHARMACY		2/9/2020	2838934	349,100
WEST PHARMACY		2/10/2020	2838934	263,400
WEST PHARMACY		2/9/2020	2838935	28,400
MEDIX EAST AFRICA		16/9/2020	2838936	514,900
MEDIX EAST AFRICA		16/9/2020	2838937	220,550
MEDIX EAST AFRICA		16/9/2020	2838938	65,860
KIWANI HARDWARE		12/8/2020	2838928	169,200
KIWANI HARDWARE		12/9/2020	2838929	38,250
MEGAPOT ENTERPRISE		1/7/2020	2838913	88,412

COUNTY GOVERNMENT OF LAIKIPIA - EXECUTIVE

FY 2020/2021 Quarterly Report and Financial Statements

For the 3rd Quarter ended 31st March 2021

MEGAPOT ENTERPRISE	1/7/2020	2838914	303,161
ZAKIMA VENTURES	1/7/2020	2838915	331,205
JACESTO INVESTMENTS	1/7/2020	2838916	69,240
TAIFA BURCHERY	1/7/2020	2838917	50,488
BONDENI TREES ENTERPRISES	1/7/2020	2838918	180,648
MEGAPOT ENTERPRISE	31/7/2020	2838919	88,412
MEGAPOT ENTERPRISE	31/7/2020	2838920	290,861
ZAKIMA VENTURES	31/7/2020	2838921	325,187
JACESTO INVESTMENTS	31/7/2020	2838922	69,240
TAIFA BURCHERY	31/7/2020	2838923	54,815
BONDENI TREES ENTERPRISES	31/7/2020	2838924	172,584
MEGAPOT ENTERPRISE	31/8/2020	2838940	11,552
MEGAPOT ENTERPRISE	31/8/2020	2838941	371,643
ZAKIMA VENTURES	31/8/2020	2838942	332,208
JACESTO INVESTMENTS	31/8/2020	2838943	69,240
TAIFA BURCHERY	31/8/2020	2838944	60,585
BONDENI TREES ENTERPRISES	31/8/2020	2838945	174,384
JASHTECH INVESTMENTS	1/9/2020	0155	683,660
AMESTAR ENTERPRISES	15/09/2020	0163	370,800
MFI DOCUMENTS	1/9/2020	0159	321,814
VILOTECK KENYA LIMITED	22/7/2020	0152	1,600,000
MERCY SEAT GROUP LTD	22/7/2020	0153	1,600,000
AVRYMA EVENTS AND DECORS	14/7/2020	0162	1,282,500
BRAYSON ENTERPRISES	14/7/2020	3586497	1,197,000
ABOVE LIMITS ENTERPRISES	31/8/2020	0022	320,000
ALLMED MEDICAL SUPPLIES	23/7/2020	3271743	921,000
ARCHIRAL PHARMACEUTICALS	13/7/2020	3271732	25,000
ARCHIRAL PHARMACEUTICALS	9/10/2020	0027	52,580
ARCHIRAL PHARMACEUTICALS	9/28/2020	65	77,168
BRA YSON ENTERPRISES	23/7/2020	3271738	850,000
CAELE INVESTMENT COMPANY LTD	23/7/2020	3271741	966,000
CAELE INVESTMENT COMPANY LTD	24/7/2020	0001	1,243,000
DANVOUR INVESTMENT TD	21/8/2020	0017	159,800

COUNTY GOVERNMENT OF LAIKIPIA - EXECUTIVE

FY 2020/2021 Quarterly Report and Financial Statements

For the 3rd Quarter ended 31st March 2021

GERRY SUPPLIES LTD	32/7/2020	3271742	954,000
GERRY SUPPLIES LTD	20/8/2020	0015	453,336
GERRY SUPPLIES LTD	31/8/2020	0023	85,500
JEEZ OUTSOURCE	23/7/2020	3271739	770,000
JOPALE STORES	23/7/2020	3271740	192,000
JOPALE STORES	21/8/2020	0016	130,500
KENLINK ELECTRICALS	24/7/2020	3271744	77,115
KENLINK ELECTRICALS	9/25/2020	0035	60,350
KENLINK ELECTRICALS	9/26/2020	0036	5,050
KENLINK ELECTRICALS	25/9/2020	34	84,154
KENLINK ELECTRICALS	24/7/2020	3271748	24,545
KENLINK ELECTRICALS	24/7/2020	3271749	25,815
KIWAN HARDWARE	24/7/2020	2371747	33,810
KIWAN HARDWARE	8/20/2020	0010	11,910
KIWAN HARDWARE	20/8/2020	0011	41,140
KIWAN HARDWARE	20/8/2020	0012	80,480
KIWAN HARDWARE	9/23/2020	0032	10,700
KIWAN HARDWARE	9/23/2020	0031	117,700
KIWAN HARDWARE	20/8/2021	0013	28,200
KIWAN HARDWARE	28/8/2020	0014	17,100
KIWAN HARDWARE	27/8/2020	0020	20,320
MEDIX EAST AFRICA	23/7/2020	3271736	758,500
MEDIX EAST AFRICA	23/7/2020	0783505	134,950
MEDIX EAST AFRICA	19/8/2020	0008	153,000
MFI DOCUMENT SOLUTION LTD	7/13/2020	3271750	150,800
MFI DOCUMENT SOLUTION LTD	10/9/2020	0024	72,500
MICROMERITICS ENTERPRISE	14/8/2020	0004	61,500
MICROMERITICS ENTERPRISE	14/8/2020	0005	68,000
MICROMERITICS ENTERPRISE	19/8/2020	0006	403,200
MUIBAR VENTURES	24/7/2020	3271745	219,000
MUIBAR VENTURES	24/7/2020	3271746	72,000
SIPICHEM PHARMACEUTICALS	9/11/2020	0025	236,373
SIPICHEM PHARMACEUTICALS	9/11/2020	0026	43,591

COUNTY GOVERNMENT OF LAIKIPIA - EXECUTIVE

FY 2020/2021 Quarterly Report and Financial Statements

For the 3rd Quarter ended 31st March 2021

SANCY GEN. ENTERPRISES	1/7/2020	0055	73,950
SANCY GEN. ENTERPRISES	1/7/2020	0054	122,500
SANCY GEN. ENTERPRISES	9/1/2020	67	140,000
SANCY GEN. ENTERPRISES	9/1/2020	71	120,000
SANCY GEN. ENTERPRISES	8/3/2020	59	140,000
SANCY GEN. ENTERPRISES	8/3/2020	63	113,020
SCOAN VENTURES	7/8/2020	0002	67,250
SCOAN VENTURES	9/23/2020	0028	47,900
SCOAN VENTURES	7/8/2020	0003	41,200
SHELBI ENTERPRISES	1/7/2020	0051	365,921
SHELBI ENTERPRISES	9/1/2020	68	346,491
SHELBI ENTERPRISES	8/3/2020	60	346,491
SIFARM DAIRIES	1/7/2020	0053	148,400
SIFARM DAIRIES	9/1/2020	69	146,300
SIFARM DAIRIES	8/3/2020	61	146,300
SUPPLY SOLUTION	8/19/2020	7	325,000
SUPPLY SOLUTION	20/8/2020	0009	21,500
THINGIA MAMBO ENTERPRISES	9/1/2020	66	235,000
THINGIA MAMBO ENTERPRISES	7/1/2020	52	217,282
THINGIA MAMBO ENTERPRISES	8/3/2020	58	204,925
TOTAL KENYA	24/8/2020	0019	500,000
WAGAKUMU TRADERS	1/7/2020	0056	22,300
WAGAKUMU TRADERS	9/1/2020	70	22,300
WAGAKUMU TRADERS	8/3/2020	62	22,300
ZIONVILLE GENERAL AGENCIES	1/7/2020	0057	240,000
ZIONVILLE GENERAL AGENCIES	9/1/2020	64	300,000
ZIONVILLE GENERAL AGENCIES	6/4/2020	3271733	240,000
GRAPELINE INTERNATIONAL	9/23/2020	30	509,500
ORTHOPHISIS HEALTH	9/23/2020	33	210,000
GERRY SUPPLIES LTD	10/7/2020	LPO0037	1,318,000
MEDIX EAST AFRICA	10/7/2020	LPO0038	848,400
AIIMED MEDICAL SUPPLIES LIMITED	10/7/2020	LPO0039	723,000
AIIMED MEDICAL SUPPLIES LIMITED	10/7/2020	LPO0040	185,400

COUNTY GOVERNMENT OF LAIKIPIA - EXECUTIVE

FY 2020/2021 Quarterly Report and Financial Statements

For the 3rd Quarter ended 31st March 2021

DANVOUR INVESTMENT	10/12/2020	LPO0041	152,650
JOPALE STORES	10/12/2020	LPO0042	136,300
JOPALE STORES	10/12/2020	LPO0043	281,250
JOPALE STORES	10/12/2020	LPO0044	33,420
OXYPLUS INTERNATIONAL COMPANY LTD	10/29/2020	LPO0045	180,000
MICROMERITICS ENTERPRISE	11/5/2020	LPO0046	983,700
KIWAN HARDWARE	11/9/2020	LPO0047	30,700
CAELE INVESTMENT COMPANY LTD	10/30/2020	LPO0049	728,000
SHELBI ENTERPRISES	10/2/2020	LPO0074	343,793
SIFARM DAIRIES	10/2/2020	LPO0075	151,200
THINGIA MAMBO ENTERPRISES	10/2/2020	LPO0076	222,321
SANCY GEN. ENTERPRISES	10/2/2020	LPO0077	228,880
ZIONVILLE GENERAL AGENCIES	10/2/2020	LPO0078	300,000
SCIENCESCOPE LIMITED	11/13/2020	LPO0101	286,370
SCIENCESCOPE LIMITED	11/13/2020	LPO0102	94,140
SCIENCESCOPE LIMITED	11/13/2020	LPO0103	190,570
SCIENCESCOPE LIMITED	11/13/2020	LPO0104	120,480
MEDIX EAST AFRICA	11/27/2020	LPO0105	723,000
MEDIX EAST AFRICA	11/27/2020	LPO0106	185,400
MEDIX EAST AFRICA	11/27/2020	LPO0107	86,500
MICROMERITICS ENTERPRISE	12/2/2020	LPO0108	600,000
AIIMED MEDICAL SUPPLIES LIMITED	11/30/2020	LPO0109	207,600
SHELBI ENTERPRISES	11/2/2020	LPO079	343,793
SIFARM DAIRIES	11/2/2020	LPO080	151,200
THINGIA MAMBO ENTERPRISES	11/2/2020	LPO081	222,321
SANCY GEN. ENTERPRISES	11/2/2020	LPO082	228,880
MEGA POT ENTERPRISE	5/10/2020		373,510
MEGA POT ENTERPRISES	5/10/2020		15,196
ZAKIMA VENTURE	5/10/2020		335,512
JACESTO INVESTMENT	5/10/2020		69,240
TAIFA BUTCHERY	5/10/2020		59,615
BONDENI TREES ENTERPRISES	5/10/2020		176,328
MEDIX EAST AFRICA	6/11/2020	2838943	128,000

COUNTY GOVERNMENT OF LAIKIPIA - EXECUTIVE

FY 2020/2021 Quarterly Report and Financial Statements

For the 3rd Quarter ended 31st March 2021

WEST PHARMACY	15/10/2020	3265300	26,000
MEDIX EAST AFRICA	6/10/2020	3285299	139,000
MWANGAZA GAS SUPPLIERS	12/10/2020		120,000
WEST PHARMACY	27/10/2020	3265447	86,000
WEST PHARMACY	5/11/2020	2838941	796,800
OXYPLUS INTERNATIONAL	12/11/2020	2838945	195,000
MWANGAZA GAS SUPPLIERS	17/11/2020		168,000
SMARTVEWA GENERAL TRADERS	18/11/2020		121,800
GREEWEST ENTERPSIES	5/11/2020		350,000
BONDENI TREES ENTERPRISES	2/11/2020		173,808
ZAKIMA VENTURES	2/11/2020		330,438
MEGAPOT ENTERPRISE	2/11/2020		376,652
TAIFA BUTCHERY	2/11/2020		57,884
JACESTO INVESTMENT	2/11/2020		69,240
SUB-TOTAL			42,718,507
SUPPLY OF SERVICES			
SECULINK KENYA LTD	7/7/2020	2838912	132,000
SECULINK KENYA LTD	3/8/2020	2838914	147,200
SECULINK KENYA LTD	1/9/2020	2838915	156,000
NETZERO SYSTEMS	14/7/2020	2838916	124,400
PAMS ELECTRICAL REFRIGERATION AND GENERATOR SERVICES	25/8/2020	0164	396,082
MIRIKA GENERAL MERCHANTS	22/7/2020	1763346	1,260,000
MIRIKA GENERAL MERCHANTS	22/7/2020	1763347	1,500,000
MIRIKA GENERAL MERCHANTS	2/7/2020	1763327	840,000
MIRIKA GENERAL MERCHANTS	22/7/2020	1763347	1,500,000
MIRIKA GENERAL MERCHANTS	22/7/2020	1763346	1,260,000
MIRIKA GENERAL MERCHANTS	2/7/2020	1763328	1,000,000
LION COURT HOTEL	27/7/2020	0783526	3,522,400
LION COURT HOTEL	10/8/2020	0783527	3,522,400
LION COURT HOTEL	24/08/2020	0783525	3,522,400
RUMURUTI FIESTA RESORT	10/7/2020	0001	265,200
RUMURUTI FIESTA RESORT	24/7/2020	0002	343,600

COUNTY GOVERNMENT OF LAIKIPIA - EXECUTIVE

FY 2020/2021 Quarterly Report and Financial Statements

For the 3rd Quarter ended 31st March 2021

RUMURUTI FIESTA RESORT	9/7/2020	0003	102,200
OLYMPIA HOTEL LTD	9/7/2020	0004	758,100
OLYMPIA HOTEL LTD	1/7/2020	0005	192,000
OLYMPIA HOTEL LTD	1/7/2020	0006	947,100
OLYMPIA HOTEL LTD	10/7/2020	0007	168,000
OLYMPIA HOTEL LTD	11/7/2020	0008	192,000
OLYMPIA HOTEL LTD	12/7/2020	0009	890,400
RUMURUTI FIESTA RESORT	21/8/2020	0037	335,600
RUMURUTI FIESTA RESORT	25/7/2020	0040	330,800
RUMURUTI FIESTA RESORT	24/7/2020	0041	93,000
OLYMPIA HOTEL LTD	9/7/2020	0045	2,717,400
OLYMPIA HOTEL LTD	9/7/2020	0046	702,000
OLYMPIA HOTEL LTD	17/7/2020	0047	1,008,000
OLYMPIA HOTEL LTD	11/8/2020	0048	1,043,700
OLYMPIA HOTEL LTD	31/7/2020	0019	327,000
BLESSED EVENTS AND ENTERTAINMENT	30/07/2020	0163	320,000
LOOKUP SUPPLIES	25/08/2020	0166	397,880
PRINTVICE CONSTRUCTION LTD	25/08/2020	0167	719,200
GREEN EXHAUSTERS	1/7/2020	0168	191,400
GREEN EXHAUSTERS	3/8/2020	0170	191,400
GREEN EXHAUSTERS	1/9/2020	0171	191,400
OLYMPIA HOTEL LTD	2/9/2020	0172	576,000
OLYMPIA HOTEL LTD	2/9/2020	0175	2,171,400
OLYMPIA HOTEL LTD	6/9/2020	0176	144,000
OLYMPIA HOTEL LTD	6/9/2020	0177	550,000
OLYMPIA HOTEL LTD	10/9/2020	0178	459,900
OLYMPIA HOTEL LTD	10/9/2020	0179	115,200
RUMURUTI FIESTA RESORT	1/9/2020	0180	147,000
RUMURUTI FIESTA RESORT	1/9/2020	0181	389,600
DANVOUR INVESTMENT TD	30/6/2020	0783536	416,500
DANVOUR INVESTMENT TD	31/7/2020	0783537	356,500
KENYA SCHOOL OF GOVERNMENT	14/8/2020	0783530	89,034
KENYA SCHOOL OF GOVERNMENT	14/8/2020	0783531	89,034

COUNTY GOVERNMENT OF LAIKIPIA - EXECUTIVE

FY 2020/2021 Quarterly Report and Financial Statements

For the 3rd Quarter ended 31st March 2021

PELT SECURITY SERVICES	1/7/2020	0783518	360,000
PELT SECURITY SERVICES	3/8/2020	0783529	360,000
SHUTTLE AUTO GARAGE	1/7/2020	0783504	33,500
SHUTTLE AUTO GARAGE	3/8/2020	0783524	43,500
SHUTTLE AUTO GARAGE	26/8/2020	0783532	51,750
SHUTTLE AUTO GARAGE	30/8/2020	0783524	43,500
SHUTTLE AUTO GARAGE	15/9/2020	0783533	42,800
SHUTTLE AUTO GARAGE	15/9/2020	0783534	32,000
SHUTTLE AUTO GARAGE	15/9/2020	0783535	34,000
SHUTTLE AUTO GARAGE	10/23/2020	LSO0601	25,050
SHUTTLE AUTO GARAGE	11/13/2020	LSO0602	33,500
SHUTTLE AUTO GARAGE	11/13/2020	LSO0603	65,700
PELT SECURITY SERVICES	10/1/2020	LSO0604	216,000
PELT SECURITY SERVICES	10/1/2020	LSO0605	96,000
PELT SECURITY SERVICES	10/1/2020	LSO0606	48,000
PELT SECURITY SERVICES	11/2/2020	LSO0607	48,000
PELT SECURITY SERVICES	11/2/2020	LSO0608	11,200
PELT SECURITY SERVICES	11/2/2020	LSO0609	96,000
PELT SECURITY SERVICES	11/2/2020	LSO0610	216,000
SECULINK (K) LTD	1/10/2020		156,000
SECULINK (K) LTD	2/11/2020		156,000
SUB-TOTAL			38,982,930
GRAND TOTAL			81,701,437

DEPARTMENT OF AGRICULTURE, LIVESTOCK AND FISHERIES

SUPPLIER/CONTRACTOR	LPO/LSO DATE	LPO/LSO NO.	LPO/LSO AMOUNT
CONSTRUCTION OF BUILDING			
SPARLEX LIMITED	3/16/2018	1439798	87,119
VIBEHEM GENERAL ENTERPRISES LTD	3/19/2018	1439773	508,519
MAXCON GENERAL CONSTRUCTION	3/16/2018	1439783	1,720,000
BLUELINE AFRICAH AGENCIES LIMITED	1/21/2020	511	1,184,998
JAMAKA CO. LTD	27/03/2020	0225401	1,267,486

COUNTY GOVERNMENT OF LAIKIPIA - EXECUTIVE

FY 2020/2021 Quarterly Report and Financial Statements

For the 3rd Quarter ended 31st March 2021

GRAYAN CONTRACTORS LTD	7/4/2020	0225402	2,752,598
ALTAN ENTERPRISES	5/5/2020	225406	540,000
NKONGE SOLUTIONS	5/5/2020	225407	535,000
JOANS AND WILLS TRADERS LTD	5/22/2020	3586306	534,120
SUB-TOTAL			9,129,840
CONSTRUCTION OF CIVIL WORKS			
ENDS INTERNATIONAL COMPANY LIMITED	3/19/2018	1439784	264,057
MBISAW ENTERPRISES LTD	5/22/2019	1623499	1,970,270
BIRITHI ENTERPRISES	3/16/2018	1345688	1,144,936
ELLERSTON ENTERPRISES	6/8/2019	450	3,886,000
ALVINCO LIMITED	5/30/2019	1623498	1,920,000
ROHI-TECH GEN	5/28/2019	426	1,952,280
TAFFE WORKS LTD	1/21/2020	489	1,092,198
JADEN HOLDING LIMITED	1/21/2020	492	1,089,553
AFRIOQBAR ENTERPRISES	1/21/2020	496	1,089,553
JAYDEN HOLDING LIMITED	1/21/2020	490	1,090,910
WILDLION INVESTMENT LIMITED	1/21/2020	491	1,382,256
AFRIOQBAR ENTERPRISES	1/21/2020	495	1,089,553
TAFFE WORKS LTD	1/21/2020	488	1,061,052
WILDLION INVESTMENT LIMITED	1/21/2020	493	1,382,256
TAFFE WORKS LTD	6/18/2019	510	1,459,222
LEEKADO CONSTRUCTION COMPANY	5/6/2020	3586305	1,389,216
SUB-TOTAL			23,263,313
SUPPLY OF GOODS			
JAKE DUAL LIMITED	5/29/2019	453	2,700,480
SOILCARES LIMITED	6/6/2019	3265228	1,281,060
MIKAN URBAN LIMITED	3/3/2019	446	2,040,000
BRIM SUPPLIES AND SERVICES LTD	5/30/2019	449	590,100
TOP BARGAIN AGENCIES LTD	5/9/2019	425	951,180
SIMLAW SEEDS	3/27/2019	429	451,020
KARLO MACHAKOS	3/27/2019	430	500,000
KATHINI TRADERS	5/30/2019	3265227	169,000
SAMEER AFRICA	5/2/2019	481	132,000

COUNTY GOVERNMENT OF LAIKIPIA - EXECUTIVE

FY 2020/2021 Quarterly Report and Financial Statements

For the 3rd Quarter ended 31st March 2021

SAMEER AFRICA	6/7/2019	480	132,000
KEVEVAPI	6/27/2019	501	3,678,000
APEX SYSTEM AND SUPPLIES	27/04/2020	3586303	899,010
DENMARK INVESTMENT	5/5/2020	0225403	1,650,000
LIKII AUTO GARAGE	3/6/2020	3586304	400,000
KVDA	5/28/2020	3246726	5,158,900
KVDA	5/22/2020	3265239	1,498,250
KVDA	6/15/2020	3265242/43	535,650
DANROBE GENERAL ENTERPRISE	6/15/2020	3246742	1,772,602
DANROBE GENERAL ENTERPRISE	6/15/2020	3246743	85,250
MIKAN URBAN LIMITED	5/29/2020	3246713	168,450
KATHINI TRADERS	1/21/2020	30855822	112,000
LIKII AUTO GARAGE	5/4/2018	3265248	400,000
LIKII AUTO GARAGE	5/4/2018	3265249	340,000
GIDWAP INVESTMENT	3/2/2020	508	178,800
TOTAL KENYA	6/24/2020	3246744	1,000,000
SUB-TOTAL			26,823,752
SUPPLY OF SERVICES			
SHUTTLE GARAGE	6/6/2019	500	278,000
GIDWAP INVESTMENT	11/5/2019	0225404	70,000
GLADNESS EVENTS	16/10/2020	0225404	70,000
NANYUKI VOCATIONAL TRAINING	8/14/2019	1623475	54,600
NANYUKI VOCATIONAL TRAINING	9/23/2019	1623477	88,000
NANYUKI VOCATIONAL TRAINING	14/08/2019	1623480	80,500
WALKERS KIKWETU	2309/2019	1623486	14,500
WALKERS KIKWETU	3/27/2020	1623487	48,000
NANYUKI VOCATIONAL TRAINING	3/2/2020	1623488	57,500
SHUTTLE GARAGE	24/07/2019	1623471	180,200
SHUTTLE GARAGE	24/07/2019	1623474	198,900
LIKII AUTO GARAGE	4/29/2019	398	37,931
SHUTTLE GARAGE	9/17/2019	411	26,400
NATION MEDIA GROUP	4/9/2019	363	91,640
NATION MEDIA GROUP	5/25/2019	494	173,800

COUNTY GOVERNMENT OF LAIKIPIA - EXECUTIVE

FY 2020/2021 Quarterly Report and Financial Statements

For the 3rd Quarter ended 31st March 2021

NATION MEDIA GROUP	4/29/2019	1623457	75,972
BEISA HOTEL	2/3/2019	541	40,000
SHUTTLE GARAGE	8/30/2018	448	442,076
STANDARD GROUP	5/6/2019	3265249	88,160
BEISA HOTEL	1/8/2020	1623495	60,900
BEISA HOTEL	3/11/2020	1623499	104,000
WALKERS KIKWETU	3/6/2020	1623486	14,500
EMESS HOTEL NANYUKI	11/28/2020	1623499	8,700
SUB-TOTAL			2,304,279
GRAND TOTAL			61,521,183
DEPARTMENT OF INFRASTRUCTURE, LAND AND URBAN DEVELOPMENT			
SUPPLIER/CONTRACTOR	LPO/LSO DATE	LPO/LSO NO.	LPO/LSO AMOUNT
CONSTRUCTION OF CIVIL WORKS			
JAKE DAUL LIMITED	22-Jun-20	1763170	3,936,033
MUYU CONTRACTORS COMPANY LTD	11-Mar-20	641	3,042,448
MT KENYA LEEWAED BUILDERS	9-Jan-20	664	15,899,260
GAKEU CONTRACTORS AND CIVIL ENGINEERING	15-May-20	733	1,790,097
LAIKITECH ENTERPRISES LTD	16-Feb-20	690	2,097,918
FUSKA ENGINEERING LTD	11-Mar-20	718	2,219,370
CAGMA CONSOLIDATED LTD	10-Mar-20	694	2,221,980
H & SONS INVESTMENT LTD	11-Mar-20	665	1,191,192
MANZ CONSTRUCTION	28-Mar-20	643	3,466,950
WILD LION INVESTMENT LTD	11-Mar-20	711	3,898,296
VERTOM COMM LTD	25-Mar-20	651	3,204,500
KADOGOO CONSTRUCTION (K) LTD	26-Mar-20	656	3,219,812
TAFFE WORKS LTD	26-Mar-20	714	1,899,314
INSUNT CONTRACTORS LTD	3-Apr-20	702	3,959,428
QUADD LIMITED	6-Mar-20	644	3,070,926
LAURENZO ENTERPRISES LTD	6-Mar-20		2,998,500
DAIGA QUARRY LTD	4-Mar-20	668	3,895,929
BOTNIM LIMITED	20-Mar-20		1,706,940
JEDIDIA SALES LIMITED	20-Mar-20	672	3,686,468

COUNTY GOVERNMENT OF LAIKIPIA - EXECUTIVE

FY 2020/2021 Quarterly Report and Financial Statements

For the 3rd Quarter ended 31st March 2021

KOKOO SARAH LTD	24-Mar-20	671	3,989,289
JAYDEN HOLDINGS LTD	13-Mar-20	684	3,891,684
SHELLIWACHO LTD	13-Mar-20	757	3,932,270
EZEILI COMPANY LTD	19-May-20	660	2,488,200
JANE GRANDSOLID ENTERPRISES LTD	21-Apr-20	737	3,989,470
PRIME MOVER MASTER CONTRACTORS	22-Apr-20	745	3,968,940
CHUPAVU CONTRACTORS	16-Mar-20	676	3,996,200
MUNENE ENTERPRISES LTD	4-Mar-20	650	3,739,840
LIONDRILL INVESTMENT LTD	16-Mar-20	685	3,885,420
NILARKISCO CONSTRUCTION	20-Mar-20	706	1,988,298
MERNGA INVESTMENT LTD	10-Mar-20	646	3,868,005
LAIKIPIA JENROAN CRUTCHERS AND CONSTRUCTION	16-Mar-20	647	3,979,670
GENWORTH ENTERPRISES	11-Mar-20	666	2,924,093
ELLERSTONE ENTERPRISES	11-Mar-20	674	3,838,098
LANEWAY HOLDINGS LTD	17-Mar-20	658	3,737,986
BIG NUMBER ROADS AND CONSTRUCTION COMPANY LIMITED	28-Mar-20	689	1,938,360
SABRUJO GENERAL CONTRACTORS LTD		656	3,839,368
ELOIZZA TRADING COMPANY LIMITED	7-Mar-20	667	3,877,370
TWO D AND M CONTRACTORS AND SUPPLIERS	16-Mar-20	969	1,981,094
JAYLA LTD	3-Mar-20	652	2,864,040
BLUEGUM HOLDINGS COMPANY LTD	28-Feb-20	667	3,252,640
PRECILVER VENTURES LTD	14-Mar-20	749	2,651,760
DANZUL BENESTO INTERNATIONAL LTD	15-May-20	750	3,425,480
VERTOM COMM LTD	24-Mar-20	741	2,856,434
NERIK LIMITED	2-Apr-20	722	3,698,979
DECIMA AGENCY	8-Apr-20	724	1,498,778
JOMURA CONTRACTORS	21-Apr-20	747	3,947,944
GREEN CORNER CO LTD	12-Apr-20	736	3,504,828
GRATIMO HOLDINGS CO LTD	9-Apr-20	739	3,880,003
WIKAGI CONTRACTORS & FARM MACHINERY LTD	23-Apr-20	744	2,454,517
ELONINO TRADING COMPANY LTD	13-Apr-20	730	2,071,034
PATMBICH GENERAL ENTERPRISES LTD	14-Apr-20	723	3,397,790

COUNTY GOVERNMENT OF LAIKIPIA - EXECUTIVE

FY 2020/2021 Quarterly Report and Financial Statements

For the 3rd Quarter ended 31st March 2021

ANOX ENTERPRISES LTD	31-Mar-20	738	1,923,103
EXPRESSWAYS TRADING CO. LTD	13-Apr-20	742	3,330,155
MITZ EARTH KENYA	13-Apr-20	710	3,886,232
HARVWAY LTD	22-Apr-20	635	3,949,150
ESTAMAX ENTERPRISES	12-Mar-20	675	2,162,240
ASMASHA LIMITED	6-Mar-20	682	3,955,020
ZIKTO ENTERPRISES LTD	12-Mar-20	679	3,949,684
EDIJOY CONSULTANTS LTD	6-Mar-20	680	2,413,960
TEWANGI LTD	19-Mar-20	670	2,690,986
HEKAN CONTRACTORS	13-Mar-20		3,978,800
GIFATT COMPANY LTD	15-May-20	748	3,187,216
IQNOVATE MERCHANTS	15-May-20	649	3,453,535
SIKE JUNIORS LTD	6-Mar-20	707	3,793,200
GICAT MERCHANTS LTD	13-Mar-20	709	2,473,683
FAMO CONTRACTORS LTD	20-Mar-20	677	3,452,102
NAVOLOUR HOLDINGS	4-Mar-20	754	1,066,480
SASU CONTRACTORS LTD	13-Mar-20	740	3,886,580
PAMWAGI LIMITED	24-Apr-20	704	2,949,392
LYNSMAR ENDEAVORS LTD	26-Mar-20	703	1,774,558
LUGARES LIMITED	25-Mar-20		1,648,568
DUOCOM COMPANY LTD			2,931,248
ABACIA ALLION LTD	16-Mar-20	657	3,692,520
VALLONESS GENERAL AGENCIES LTD	2-Apr-20	726	1,733,040
NATIONAL YOUTH SERVICE	10/2/2020		26,251,759
SUB-TOTAL			267,296,454
SUPPLY OF GOODS			
VERTOM COMMUNICATION LTD	13-May-20	734	982,333
SUB-TOTAL			982,333
SUPPLY OF SERVICES			
KIHALA CONSTRUCTION LTD	14-Apr-20	752	116,000
TEXXAS GENERAL STORES LIMITED	22-May-20	755	112,500
BREAK THROUGH PERFECT ENTERPRISES LTD	17-Jan-20		3,750,000
SHUTTLE AUTO GARAGE	12-May-20		474,324

COUNTY GOVERNMENT OF LAIKIPIA - EXECUTIVE

FY 2020/2021 Quarterly Report and Financial Statements

For the 3rd Quarter ended 31st March 2021

CONSTRUCTION OF CIVIL WORKS					
JEDIDIA SALES LIMITED	27.06.19	1252535		617,990	
KOKOO SARAH LIMITED	31.12.19	1252902		1,995,212	
SUB-TOTAL				2,613,202	
SUPPLY OF GOODS					
DENMARK INVESTMENTS	30/10/2020	3504699		290,500	
BEYLER SUPPLIERS				252,000	
DENMARK INVESTMENTS				199,000	
JADEN HOLDINGS LIMITED	05/04/2020	3504675		600,000	
WALKERS KIKWETU	08/12/2019	1252909		60,000	
WALKERS KIKWETU	14/09/2018	997981		65,500	
WALKERS KIKWETU	14/9/2018	997995		71,550	
PEMUS MERCHANTS	25/3/2020	413		785,000	
UNIFORM CENTRE				221,950	
FAMION GENERAL MERCHANTS	12/02/2020	717/718/719		889,416	
HERI GENERAL SUPPLIERS	14/4/2020	431		10,407,759	
NYAHURURU VTC	04/08/2020	3504678		5,175,000	
KOKOO SARAH LIMITED	17/10/20	701		421,700	
ANTOZONE ENTERPRISES	28/06/2019	354		1,095,000	
GIFFAT COMPANY LIMITED	14/02/2020	3504692		398,800	
VELLSWELL CONSTRUCTION AND SUPPLIERS LIMITED	14/02/2020	3504693		978,000	
MM CONSTRUCTION LTD				3,720,700	
JOMPER ENTERPRISES LTD	25/1/2021	720		9,999,950	
SUB-TOTAL				35,631,825	
SUPPLY OF SERVICES					
BEISA HOTEL	24/8/2018	997982		23,000	
BEISA HOTEL	20/8/2018	997996		35,000	
BEISA HOTEL	12/04/2019	997977		50,000	
DAMAKA MOTORCARE GARAGE	24/3/2020	1252911		21,100	
DAMAKA MOTORCARE GARAGE	22/3/2020	1252910		35,000	
GLADNESS EVENTS	14/12/2018	997979		50,000	
GLADNESS EVENTS	27/11/2019	1763252		58,000	
POSTA KENYA				254,458	

COUNTY GOVERNMENT OF LAIKIPIA - EXECUTIVE

FY 2020/2021 Quarterly Report and Financial Statements

For the 3rd Quarter ended 31st March 2021

KENYA POWER	00/01/1900		13,478
NAWASCO			336,485
SHUTTLE AUTO GARAGE	09/02/2019		17,000
STANDARD GROUP	01/10/2020	1252903	109,620
BRIGHTWAYS TRAVELLERS	14/02/2020	1252932	23,000
STRINGERS			690,800
STANDARD GROUP	18/2/2020	1763258	88,160
SUB-TOTAL			1,805,101
GRAND TOTAL			115,727,004

DEPARTMENT OF TRADE, TOURISM, CO-OPERATIVES AND INDUSTRIALIZATION

SUPPLIER/CONTRACTOR	LPO/LSO DATE	LPO/LSO NO.	LPO/LSO AMOUNT
SUPPLY OF GOODS			
KATHINII TRADERS	07/05/2020	172	99,500
VELLSWELL CONSTRUCTION AND	16/09/2020	194	955,300
NEDLIZ SUPPLIERS	05/12/2019	182	180,000
SUB-TOTAL			1,234,800
SUPPLY OF SERVICES			
EASTWARDS GARDEN HOTELS		689	7,500
EASTWARDS GARDEN HOTELS		966	258,700
GOLDEN BULLS LIMITED		967	21,200
BEISA HOTEL	9/28/2020	963	45,600
GOLDEN BULLS LIMITED		967	52,000
LA WICE ENTERPRISE LIMITED	5/17/2019	140	505,000
KIKWETU		54	1,823,500
ACACIA CLASSIC GROUP LIMITED	05/12/2019	100	375,000
BEISA HOTEL		147	52,400
SUB-TOTAL			3,140,900
GRAND TOTAL			4,375,700

DEPARTMENT OF WATER, ENVIRONMENT & NATURAL RESOURCES

SUPPLIER/CONTRACTOR	LPO/LSO DATE	LPO/LSO NO.	LPO/LSO AMOUNT
CONSTRUCTION OF CIVIL WORKS			

COUNTY GOVERNMENT OF LAIKIPIA - EXECUTIVE

FY 2020/2021 Quarterly Report and Financial Statements

For the 3rd Quarter ended 31st March 2021

LOLKERRA CONSTRUCTION AND SUPPLIES LIMITED				147,900
VESTO SERVICES				216,692
TECHLINK HYDROSTEMS LIMITED	28/7/20	107		3,051,797
CHARMA ENTERPRISES	02/07/2020	596		2,809,752
CHARMA ENTERPRISES	22/06/2020	597		2,924,592
SUB-TOTAL				9,150,733
SUPPLY OF GOODS				
MARAY ENTERPRISES	01/07/2020	600		866,890
GESTSUPPLIES LIMITED	28/7/2020	109		446,937
NARIMI TREE SEEDLINGS	02/04/2019	3504858		476,000
GLOBAL INTRJAPAN	17/11/2016	2839153		562,000
GLOBAL INTRJAPAN	08/12/2016	2839154		158,000
DÉCOR HARDWARE AND ELECTRICAL STORES	15/01/2021	631		2,272,061
HELEKIN COMPANY LIMITED	18/12/2020	632		1,549,416
SUB-TOTAL				6,331,304
SUPPLY OF SERVICES				
LAIKIPIA VILLA AGENCIES				318,969
PRINTVICE CONSTRUCTION LTD	20/07/2020	128		1,400,000
CANON BUILDERS AND RENOVATORS	13/05/2020	111		355,580
K-LAYERSGENERAL CONTRACTORS	15/05/2018	1763359		343,000
MANDUL AUTO CARE GARAGE	10/12/2019	1763379		26,800
MANDUL AUTO CARE GARAGE	13/11/2019	1763374		20,300
MANDUL AUTO CARE GARAGE	02/12/2019	1763377		32,800
MANDUL AUTO CARE GARAGE	18/11/2019	1763376		61,700
MANDUL AUTO CARE GARAGE	03/06/2020	1763397		55,000
MANDUL AUTO CARE GARAGE	04/11/2019	1763380		50,050
MANDUL AUTO CARE GARAGE	09/12/2019	1763382		30,000
MANDUL AUTO CARE GARAGE	20/11/2019	1763375		49,500
MANDUL AUTO CARE GARAGE	18/12/2019	1763372		81,000
MANDUL AUTO CARE GARAGE	05/06/2020	1285143		125,000
MANDUL AUTO CARE GARAGE	03/04/2020	1763395		119,900
GLORY AUTO SPARES	23/06/2018	1570326		61,200
GLORY AUTO SPARES	20/06/2018	1570325		50,000

COUNTY GOVERNMENT OF LAIKIPIA - EXECUTIVE

FY 2020/2021 Quarterly Report and Financial Statements

For the 3rd Quarter ended 31st March 2021

SPORTS MAN HOTEL	09/10/2020	129	200,000
NYAHURURU SPORTS CLUB	13/10/2020	130	134,500
GRARYAN CONTRACTORS LIMITED		1641194	722,680
DENMAK INVESTMENTS	10/07/2020	139	1,410,000
KATHINI TRADERS	10/07/2020	139	1,810,000
SHUTTLE AUTO GARAGE	28/09/2020	119	46,113
SHUTTLE AUTO GARAGE	05/11/2019	281	35,700
SHUTTLE AUTO GARAGE	14/07/2020	1285149	19,680
GOLDEN BULLS LIMITED	27/01/2021	1006	11,000
LAIKIPIA VILLA AGENCIES	07/09/2020	123	87,974
LAIKIPIA VILLA AGENCIES	13/08/2020	103	32,811
KICKS AIR NET	06/01/2021	654	384,200
PEIM GARAGE	02/03/2021	661	121,650
SUB-TOTAL			8,197,107
GRAND TOTAL			23,679,144

