



OFFICE OF THE CONTROLLER
OF BUDGET
REGISTRY
29 OCT 2021
COPY
TIME:.....
P. O. Box 35616 - 00100, NAIROBI



**COUNTY GOVERNMENT OF LAIKIPIA
(EXECUTIVE)**

QUARTER ONE REPORT AND FINANCIAL STATEMENTS

**FOR THE FINANCIAL QUARTER
SEPTEMBER 30, 2021**

Prepared in accordance with the Cash Basis of Accounting Method under the International Public Sector Accounting Standards (IPSAS)

LAIKIPIA COUNTY GOVERNMENT
Reports and Financial Statements
For the period ended September 30, 2021

TABLE OF CONTENTS

1. KEY ENTITY INFORMATION AND MANAGEMENT	2
2. FORWARD BY THE CECM FOR FINANCE AND ECONOMIC PLANNING	8
FINANCIAL PERFORMANCE.....	10
3. SUSTAINABILITY REPORTING.....	13
4. STATEMENT OF MANAGEMENT RESPONSIBILITIES	15
5. STATEMENT OF RECEIPTS AND PAYMENTS FOR THE PERIOD ENDED 30 TH SEPTEMBER 2021.....	17
6. STATEMENT OF ASSETS AND LIABILITIES AS AT 30 th SEPTEMBER 2021	18
7. STATEMENT OF CASH FLOWS FOR THE PERIOD ENDED 30 TH SEPTEMBER 2021	19
8. SUMMARY STATEMENT OF APPROPRIATION: RECURRENT AND DEVELOPMENT COMBINED	21
9. SUMMARY STATEMENT OF APPROPRIATION: RECURRENT	23
10. SUMMARY STATEMENT OF APPROPRIATION: DEVELOPMENT	25
11. SIGNIFICANT ACCOUNTING POLICIES.....	27
12. NOTES TO THE FINANCIAL STATEMENTS	33
9. OTHER IMPORTANT DISCLOSURES	42
10. ANNEXES.....	46

1. KEY ENTITY INFORMATION AND MANAGEMENT

(a) Background information

Laikipia County is one of the 47 Counties in the Republic of Kenya within the Rift Valley Region. “Laikipia” is a Maasai word equivalent to trees plain reflecting the large highland plateau. It borders 7 counties namely Samburu, Isiolo, Meru, Nyeri, Nyandarua, Nakuru and Baringo to the West. It covers an area of 9532.2 km² and is ranked as the 15th largest county in the country by land size and has a population of 518,560 as per the 2019 Kenya Population and Housing Census. The County is cosmopolitan with about 23 communities.

Laikipia County comprises of five administrative sub counties (formerly districts) namely Laikipia East, Laikipia North, Laikipia West, Laikipia Central and Nyahururu. The County consists of three constituencies namely Laikipia East, Laikipia North and Laikipia West. The County interim headquarters is Nanyuki while the gazetted is Rumuruti.

The County is largely rural in settlement and a member of the Central Region Economic Bloc (CEREB), Co-operation for Peace and Development (Amaya Triangle Initiative) and Frontier Counties Development Council.

The main economic activities in the county include ranching, crop farming, beef and dairy farming, tourism and trade. The main crops grown include wheat, maize, beans, potatoes and vegetables. The main livestock types are cattle, goats, sheep and poultry. Major tourist attractions in Laikipia include; wildlife, the unique Maa speaking cultural practices, and the Thomson Falls. Its proximity to Mt. Kenya, Meru National Park, Aberdare ranges and Samburu game parks have equally boosted tourism within the county through provision of hospitality services.


Our vision: *The greatest county with the best quality of life*

Our mission: *To enable every household in Laikipia to lead a prosperous life*

Our core values:

- *People-centeredness*
- *Equity*
- *Accountability*
- *Efficiency*
- *Professionalism*
- *Integrity*
- *Innovativeness*
- *Passion*

(b) Key Management



H.E NDIRITU MURIITHI
GOVERNOR – COUNTY GOVERNMENT OF LAIKIPIA

LAIKIPIA COUNTY GOVERNMENT
Reports and Financial Statements
For the period ended September 30, 2021



H.E JOHN MWANIKI
DEPUTY GOVERNOR



KARANJA NJORA
COUNTY SECRETARY/CHIEF OF
STAFF



ROSE MAITAI
CECM HEALTH AND MEDICAL SERVICES,
Ag. CECM ADMINISTRATION COUNTY
PUBLIC SERVICES AND ICT



MURUNGI NDAI
CECM FINANCE, ECONOMIC
PLANNING AND COUNTY
DEVELOPMENT, Ag. CECM
EDUCATION & SOCIAL SERVICES



BIWOTT TIROP
CECM TRADE, TOURISM,
CO-OPERATIVES AND
INDUSTRIALIZATION



WANGARI WACHIRA
CECM AGRICULTURE, LIVESTOCK &
FISHERIES



JOSEPH SHUEL
CECM INFRASTRUCTURE, LAND
AND URBAN DEVELOPMENT



PETER MATUNGE
CECM WATER, ENVIRONMENT &
NATURAL RESOURCES

LAIKIPIA COUNTY GOVERNMENT
Reports and Financial Statements
For the period ended September 30, 2021

(c) Fiduciary Management

The key management personnel who held office during the financial period ended 30th September 2021 and who had direct fiduciary responsibility were:

No.	Designation	Name
1.	CECM Finance County Planning and Enterprise Development	Murungi Ndai
2.	Accounting Officer-County Administration, Public Service & Office of the Governor	Karanja Njora
3.	Accounting officer- Finance County Planning and Enterprise Development	Paul Njenga
4.	Accounting Officer- Health and Medical Services	Donald Mogoi
5.	Accounting Officer- Agriculture, Livestock and Fisheries	Emily Kioko
7.	Accounting Officer –Education and Social Services	James Mbuco
8.	Accounting Officer- Trade, tourism, Co-operative and Industrialization	Jemimah Mburugu
9.	Accounting Officer- Water, Environment & Natural resources	June Kawira
10.	Accounting Officer-Roads and Public Works	Duncan Mwangi
No.	Designation-County Treasury Members	Name
1.	CECM Finance County Planning and Enterprise Development	Murungi Ndai
2	CO Finance County Planning and Enterprise Development	Paul Njenga
3	Director Accounting Services	Mary Wachiuri
4	Ag Director Internal Audit	Julius Kingori
5	Director Economic Planning	Charles Nderitu
6.	CEO Laikipia County Revenue Board	Prudence Waitheera
7	CEO Laikipia County Development Authority	Jesse Mugo
8	Ag Director Budget	Francis Karani
9	Ag Asst. Director Financial Reporting Unit	Mishek Gacheru
10.	Ag Director Supply Chain Management	Josephine Njoki
11	Ag Asst. Director Asset Management	Nelson Ochungo

(d) Fiduciary Oversight Arrangements

County Assembly of Laikipia
County Executive Committee
Laikipia County Executive Audit Committee
Senate Public Accounts Committee
Office of the Controller of Budget.
Office of the Auditor-General
Development Partners Oversight

(e) Entity Headquarters

P.O. Box 1271 - 10400
Interim County Headquarter Building
Kenyatta Avenue
Nanyuki, Kenya

(f) Entity Contacts

Telephone: +254 740031031
E-mail: reports.treasury@laikipia.go.ke
Website: www.laikipia.go.ke

(g) Entity Bankers

1. Central Bank of Kenya
Haile Selassie Avenue
P.O. Box 60000
City Square 00200
Nairobi, Kenya
2. Kenya Commercial Bank
Nairobi, Kenya
3. Co-operative Bank
Nairobi, Kenya
4. Equity Bank
Nairobi, Kenya

LAIKIPIA COUNTY GOVERNMENT
Reports and Financial Statements
For the period ended September 30, 2021

5. Family Bank
Nairobi, Kenya

6. ABSA Bank
Nairobi, Kenya

(h) Independent Auditors

Auditor General
Kenya National Audit Office
Anniversary Towers, University Way
P.O. Box 30084
GPO 00100
Nairobi, Kenya

(i) Principal Legal Adviser

The Attorney General
State Law Office
Harambee Avenue
P.O. Box 40112
City Square 00200
Nairobi, Kenya

2. FORWARD BY THE CECM FOR FINANCE AND ECONOMIC PLANNING

It is my pleasure to present the County Government of Laikipia executive Financial Statements for the Quarter ended 30th September 2021. These Financial Statements have been prepared in line with The PFM Act 2012 and are in line with the format prescribed by The Public Sector Accounting Standards Board. Section 166 (4) of The PFM Act requires that these statements be submitted to the County Assembly and copies be submitted to the National Treasury, The office of the Controller of Budget and The Commissioner of Revenue Allocation within one month after end of each quarter. Pursuant to the PFM Act 2012 Section 149, I confirm that there was accountability to the county assembly in ensuring that the resources of the county government were authorised and lawfully utilised in an effective, efficient, economical and transparent manner.

The link between policies, planning, budgeting and reporting continues being critical as provided for in the Constitution of Kenya 2010 and County Governments Act of 2012. The financial statements play a critical role in the decision making, management and accountability of public resources. To strengthen the public finance management, the County government will continue to embrace timely financial reporting and deepen public financial reforms e.g. use of the Laikipia County Statistical abstract which is prepared annually as part of budget preparation, project management and capacity building of the financial reporting unit to increase efficiency and effectiveness in service delivery.

The County is committed in ensuring transparency by relaying performance indicators to the public. This will be realized through publishing and publicising financial and non-financial reports as required by the Constitution and the PFM Act 2012.

CORPORATE GOVERNANCE

The functions of County Governments are contained in the Fourth Schedule (Constitution of Kenya 2010) while the county operates as guided by the County Governments Act 2012. The County is headed by The Governor, who is responsible for its general policy and strategic direction and is accountable to the County Assembly and Senate Public Accounts Committee. County Governments consist of two arms namely, the County Assembly and the County Executive.

The County Assembly is the legislative authority of county laws, general oversight of the County Government and representation of the people is vested on County Assembly. It consists of 24 Members of County Assembly (MCAs) and the Speaker. The County Executive is the executive arm and comprises of the Governor, the Deputy Governor, the County Secretary and the 8 County Executive Committee Members (CECMs)

LAIKIPIA COUNTY GOVERNMENT
Reports and Financial Statements
For the period ended September 30, 2021

To improve on its financial and operational performance, the county has formulated various boards and committees composed of committee members with relevant qualifications and experience; and whose remuneration is guided by the Salaries & Remuneration Commission.

The County Government of Laikipia has formulated the following statutory committees and boards

1. Laikipia County Audit Committee

It was constituted in April 2018 as required by the PFM Regulations 2015 and is guided by an Audit Charter that was approved in September 2018. The committee members are:

No.	Names	Designation	Qualifications
1	James Sambu	Chairperson	MBA, CPA(K),ICPAK member
2	Mishek.M. Gacheru	County Treasury Representative	B.A Economics, CPA(K), ICPAK member
3	Joseph Kimathi	Member	MBA, CPA(K),ICPAK member
4	Julius Kingori	Head of Internal Audit-Secretary	MBA, CPS(K), CPA(K), ICPAK member

Recruitment of the additional two members is in progress.

2. Laikipia County Public Service Board

Laikipia County Public Service Board was established by The Laikipia County Public Service Board Act June 2014. The board members are;

No.	Names	Designation
1	Margaret Mumbi	Chairperson
2	Timothy Wamiti	Secretary
3	Patricia Wangui	Member
4	John Ekale	Member
5	Benson Sururu	Member
6	Christine Chepkoech	Member
7	Moses Mwaura	Member

Other boards and committees formulated by Laikipia County Government are;

- i. Laikipia County Revenue Board (LCRB)
- ii. Laikipia County Development Authority (LCDA)
- iii. Laikipia County Enterprise Fund Board
- iv. Laikipia County Co-operative Fund Board
- v. County Alcoholic Drinks Regulation Committee
- vi. The County Budget and Economic Forum
- vii. County Environmental Committee
- viii. Nanyuki Teaching & Referral Hospital Board
- ix. Nyahururu Referral Hospital Board

LAIKIPIA COUNTY GOVERNMENT
Reports and Financial Statements
For the period ended September 30, 2021

- x. Covid-19 Emergency Response Fund Committee
- xi. Rumuruti Municipality Board
- xii. Laikipia County Pending Bills Committee
- xiii. Laikipia County Assets Leasing Fund Committee
- xiv. Laikipia County Economic Stimulus Program Committee

FINANCIAL PERFORMANCE

1. Revenue

The County Government's share of revenue raised nationally is determined annually through CARA, as required by Article 202 of the Kenyan Constitution. CARA determines each County's Equitable Share, Conditional Allocations from National Government, and Conditional Allocations from Development Partners. Other than allocations provided by CARA. The County also finances its operations through local generated revenue and continues to explore and innovate efficient ways to increase local revenue collections through the Laikipia County Revenue Board.

In quarter 1 FY 2021/2022, the County realized Kshs 1,031,264,169 as its revenue which was 51% of its revenue budget as illustrated in the table below.

Table 1: Budget realisation as at 30th September 2021

Receipt Item	Original Budget	Adjustments	Final Budget	Budget Q1 FY 2021/2022	Actual on Comparable Basis	% of Utilisation
	A	B	C=(A+B)	D =C/4	E	F = D/C
	Kshs	Kshs	Kshs	Kshs	Kshs	%
RECEIPTS						
Exchequer releases	5,136,265,679	-	5,136,265,679	1,284,066,420	847,483,838	66%
Proceeds from Domestic and Foreign Grants	748,106,376	-	748,106,376	187,026,594	-	0%
Transfers from Other Government Entities	-	-	-	-	-	0%
Proceeds From Domestic Borrowings	1,247,627,355	-	1,247,627,355	311,906,839	-	0%
County Own Generated Receipts	1,006,000,000	-	1,006,000,000	251,500,000	183,772,941	73%
CRF Returns	-	-	-	-	7,390	0%
TOTAL	8,137,999,410	-	8,137,999,410	2,034,499,853	1,031,264,169	51%

LAIKIPIA COUNTY GOVERNMENT
Reports and Financial Statements
For the period ended September 30, 2021

Payments

The PFM Act of 2012 provides for management of public funds and gives guidelines on planning, budgeting and execution of public funds. Laikipia County Executive adhered to these guidelines when implementing the budget.

The County Executive attained 19% budget utilization as at the end of the 1st Quarter. The highest expenditure category for the quarter was Compensation of employees followed by use of goods and services. The Analysis is further illustrated in the below table:

Table 3: Budget utilization as at 30th September 2021

Expense Item	Original Budget	Adjustments	Final Budget	Budget Q1 FY 2021/2022	Actual on Comparable Basis *	% of Utilisation
	A	B	C=(A+B)	D =C/4	E	F= E/D
	Kshs	Kshs	Kshs	Kshs	Kshs	%
Compensation of Employees	2,916,208,552	-	2,916,208,552	729,052,138	260,855,614	36%
Use of goods and services	1,023,191,852	-	1,023,191,852	255,797,963	73,719,817	29%
Transfers to Other Government Units	1,773,450,780	-	1,773,450,780	443,362,695	40,483,598	9%
Other grants and transfers	101,000,000	-	101,000,000	25,250,000	740,000	3%
Other Payments	636,584,310	-	636,584,310	159,146,078	3,588,366	2%
Acquisition of Assets	2,037,483,531	-	2,037,483,531	509,370,883	37,238,785	7%
Finance Costs, Including Loan Interest	82,828,375	-	82,828,375	20,707,094	-	0%
TOTAL	8,570,747,400	-	8,570,747,400	2,142,686,850	416,626,179	19%

2. Cash flow

The county has experienced a generally stable cash flow situation with the release of exchequers for two months (July and August). The county prioritized payments of essential services like salaries and other operational activities during the quarter. Due to the late approval and uploading of the budget in the IFMIS system the county begun its payment process towards the end of the quarter.

Conclusion

On behalf of Laikipia County Government, I would like to thank HE the Governor and the Deputy Governor for the leadership and support they have provided during this period. Further,

LAIKIPIA COUNTY GOVERNMENT
Reports and Financial Statements
For the period ended September 30, 2021

my sincere gratitude goes to the County Executive Committee Members, the Accounting officers and the entire Laikipia County Staff for their continued hard work, commitment, dedication to realise the goals as set in the budget while ensuring service delivery to the people of Laikipia County. Further, I would also like to thank the entire County Assembly led by the wise leadership of the Speaker and the County Clerk for their co-operation and oversight role. Finally, my sincere appreciation goes to all the citizens of Laikipia County for their continuous engagement with the County Government to ensure efficient service delivery and value for money in all our undertakings




Murungi Ndai

CECM Finance and Economic Planning

Laikipia County Government

3. SUSTAINABILITY REPORTING

Our purpose as Laikipia County Executive is to include the citizens in development activities and transforming lives. This is the driving force behind everything we do and it's what guides us to deliver our strategy while putting the citizens first, delivering relevant projects and services, and improving operational excellence. Below is a brief highlight of our achievements;

Sustainability strategy and profile

The County's top management has activated various sustainability strategies for the County including but not limited to:

- Ensuring continuous compliance with government laws, regulations, policies and standards
- Developing cost and capital saving strategies e.g. The Civil Works Program, The Leasing Program.
- Working towards developing a County Risk Management Framework Policy that will help the County identify and mitigate risks.
- Engaging citizens through public participation to incorporate their ideas and contributions on County development matters.

Employees' welfare

The County has a Public Service Board that is charged with the responsibility of developing and implementing human resource policies and framework for the County Executive in line with the relevant laws.

Empowering its employees through continued skills development and training e.g. The County Government in partnership with Dedan Kimathi University of Technology offer staff Post Graduate Diplomas on Project Management in cohorts in order to enhance project supervision and delivery.

The County Executive also has an appraisal system for staff performance appraisal as well as a performance reward system that seeks to reward and motivate staff by awarding staff who go beyond their assigned expectations to accomplish exemplary results.

Market place practices

The County Executive is guided by the Public Procurement and Disposal of Assets Act 2015 on procurement matters to ensure compliance with laws and regulations which leads to fair competition, good business practices, honoring contracts and ethical project supervision.

The county Executive also adheres to the 30% procurement requirement on Access to Government Procurement Opportunities (AGPO) to youth, women and persons living with disability as well as the use of E-procurement in IFMIS.

The County Executive also practices responsible marketing and advertisement as well as respecting payment practices

Community Engagements

Engaging citizens to identify their demands and needs, holding social community activities e.g. Sports, leaders and elders' engagements

The County has also introduced the Civil Works Program engaging the youth in various parts of Laikipia to support them financially while also giving them an opportunity for skills learning

4. STATEMENT OF MANAGEMENT RESPONSIBILITIES

Sections 166 of the PFM Act requires that an Accounting Officer for a County Government entity prepares a report for each quarter of the financial year in respect of the entity.

The County Executive Committee (CEC) member for Finance and Economic planning of the County Government is responsible for the preparation and presentation of the County Executive's financial statements, which give a true and fair view of the state of affairs of the County Executive for and as at the end of the 1st quarter which ended September 30, 2021. This responsibility includes: (i) Maintaining adequate financial management arrangements and ensuring that these continue to be effective throughout the reporting period; (ii) Maintaining proper accounting records, which disclose with reasonable accuracy at any time the financial position of the county Executive; (iii) Designing, implementing and maintaining internal controls relevant to the preparation and fair presentation of the financial statements, and ensuring that they are free from material misstatements, whether due to error or fraud; (iv) Safeguarding the assets of the county Executive; (v) Selecting and applying appropriate accounting policies; and (iv) Making accounting estimates that are reasonable in the circumstances.

The CEC member for finance accepts responsibility for the County Executive's financial statements, which have been prepared on the Cash Basis Method of Financial Reporting, using appropriate accounting policies in accordance with International Public Sector Accounting Standards (IPSAS). The CEC member for finance is of the opinion that the County Executive's financial statements give a true and fair view of the state of the County Executive's transactions during the 1st quarter that ended September 30, 2021, and of its financial position as at that date.

The CEC member for finance further confirms the completeness of the accounting records maintained for the County Executive which have been relied upon in the preparation of its financial statements as well as the adequacy of the systems of internal financial control.

The CEC member for finance confirms that the County Executive has complied fully with applicable Government Regulations and the terms of external financing covenants (where applicable), and that the County Executive's funds received during the year under audit were used for the eligible purposes for which they were intended and were properly accounted for.

LAIKIPIA COUNTY GOVERNMENT
Reports and Financial Statements
For the period ended September 30, 2021

Further the CEC member for finance confirms that the County Executive's financial statements have been prepared in a form that complies with relevant accounting standards prescribed by the Public Sector Accounting Standards Board of Kenya.

Approval of the financial statements

The County Government's financial statements were approved and signed by the CEC member for finance on _____ 2021



Murungi Ndai
County Executive Committee member – Finance



LAIKIPIA COUNTY GOVERNMENT
Reports and Financial Statements
For the period ended September 30, 2021

5. STATEMENT OF RECEIPTS AND PAYMENTS FOR THE PERIOD ENDED 30TH SEPTEMBER 2021

Description	Note	Q1 2021/22	Comparative Q1
		Kshs	FY 2020/2021
RECEIPTS			
Exchequer releases	1	847,483,838	229,834,793
Proceeds from Domestic Grants and Foreign Grants	2	-	129,456,007
Transfers from Other Government Entities	3	-	-
Proceeds From Domestic Borrowings		-	-
County Own Generated Revenues	4	183,772,941	122,970,133
Returns to CRF	5	7,390	18,783
TOTAL RECEIPTS		1,031,264,169	485,289,464
PAYMENTS			
Compensation of Employees	6	(260,855,614)	(257,386,235)
Use of goods and services	7	(73,719,817)	(106,080,732)
Transfers to Other Government Entities	8	(40,483,598)	(84,872,471)
Other grants and transfers	9	(740,000)	-
Acquisition of Assets	10	(37,238,785)	(22,921,703)
Finance Costs, Including Loan Interest	11	-	-
Other Payments	12	(3,588,366)	(14,719,202)
TOTAL PAYMENTS		(416,626,179)	(485,980,343)
SURPLUS/DEFICIT		614,637,989	(690,879)

The accounting policies and explanatory notes to these financial statements form an integral part of the financial statements. The entity financial statements were approved on _____ 2021 and signed by:



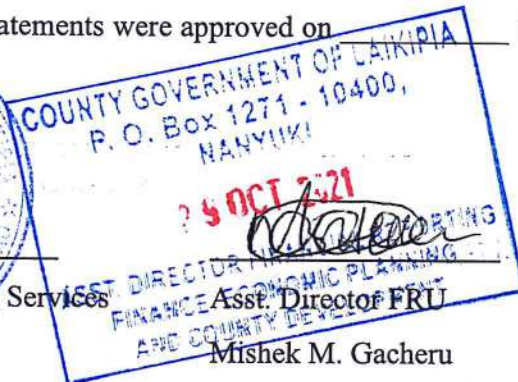
Chief Officer
 Paul Njenga



Head of Accounting Services

Mary W. Wachiuri

ICPAK Number: 7055



Asst. Director FRU

Mishek M. Gacheru

ICPAK Number: 26623

LAIKIPIA COUNTY GOVERNMENT
Reports and Financial Statements
For the period ended September 30, 2021

6. STATEMENT OF ASSETS AND LIABILITIES AS AT 30th SEPTEMBER 2021

Description	Note	Q1 2021/22	Audited FY
		Kshs	2020/2021
		Kshs	Kshs
FINANCIAL ASSETS			
Cash and Cash Equivalents			
Bank Balances	13A	1,169,887,489	555,866,394
Cash Balances	13B	-	-
Total Cash and cash equivalents		1,169,887,489	555,866,394
Accounts Receivables – Outstanding Imprests	14	3,154,685	2,938,685
TOTAL FINANCIAL ASSETS		1,173,042,174	558,805,079
FINANCIAL LIABILITIES			
Accounts Payables – Deposits and Retentions	15	(4,507,778)	(4,908,673)
NET FINANCIAL ASSETS		1,168,534,396	553,896,406
REPRESENTED BY			
Fund balance b/fwd	16	553,896,407	283,819,015
Surplus/Deficit for the year		614,637,989	270,077,392
		-	-
NET FINANCIAL POSITION		1,168,534,396	553,896,407

The accounting policies and explanatory notes to these financial statements form an integral part of the financial statements. The entity financial statements were approved on _____ 2021

and signed by:


 Chief Officer
 Paul Njenga


 Head of Accounting Services
 Mary W. Wachiuri


 ASST. DIRECTOR
 Finance, Economic Planning
 AND COUNTY DEVELOPMENT
 Mishek M. Gacheru

ICPAK Number: 7055

ICPAK Number: 26623

LAIKIPIA COUNTY GOVERNMENT
Reports and Financial Statements
For the period ended September 30, 2021

7. STATEMENT OF CASH FLOWS FOR THE PERIOD ENDED 30TH SEPTEMBER 2021

Description	Note	Q1 2021/22	Audited FY
		Kshs	2020/2021
		Kshs	Kshs
CASH FLOW FROM OPERATING ACTIVITIES			
Receipts from operating income			
Exchequer Releases	1	847,483,838	4,407,634,793
Proceeds from Domestic and Foreign Grants	2	-	744,076,616
Transfers from Other Government Entities	3	-	143,385,638
County Own Generated Revenues	4	183,772,941	840,396,633
Returns to CRF	5	7,390	18,783
Payments for operating expenses			
Compensation of Employees	6	(260,855,614)	(2,747,751,301)
Use of goods and services	7	(73,719,817)	(873,777,223)
Transfers to Other Government Units	8	(40,483,598)	(1,378,280,722)
Other grants and transfers	9	(740,000)	(74,144,000)
Other Payments	12	(3,588,366)	(33,686,337)
Adjusted for:			
Changes in Accounts Receivables: Outstanding Imprest	17	(216,000)	(2,758,685)
Changes in Accounts Payables: Retentions and Deposit	18	(400,895)	(4,743,895)
Net cash flows from operating activities		651,259,879	1,020,370,300
CASHFLOW FROM INVESTING ACTIVITIES			
Proceeds from Sale of Assets			
Acquisition of Assets	10	(37,238,785)	(757,795,488)
Net cash flows from investing activities		(37,238,785)	(757,795,488)
CASHFLOW FROM FINANCING ACTIVITIES			
Proceeds from Domestic Borrowings		-	-
Proceeds from Foreign Borrowings		-	-
Net cash flow from financing activities		-	-
NET INCREASE IN CASH AND CASH EQUIVALENT		614,021,094	262,574,812
Cash and cash equivalent at BEGINNING of the Period	16	555,866,395	293,291,583
Cash and cash equivalent at END of the PERIOD		1,169,887,490	555,866,395

The accounting policies and explanatory notes to these financial statements form an integral part of the financial statements. The entity financial statements were approved on _____ 2021 and signed by:

LAIKIPIA COUNTY GOVERNMENT

Reports and Financial Statements

For the period ended September 30, 2021



LAIKIPIA COUNTY GOVERNMENT
Consolidated Reports and Financial Statements
For the period ended September 30th, 2021

8. SUMMARY STATEMENT OF APPROPRIATION: RECURRENT AND DEVELOPMENT COMBINED

Receipt/Expense Item	Original Budget		Adjustments		Final Budget		Budget Q1 FY 2021/2022		Actual on Comparable Basis *		% of Utilisation	
	A	Kshs	B	Kshs	C=(A+B)	Kshs	D	E	Kshs	F= E/D	%	
RECEIPTS												
Exchequer releases	5,136,265,679		-		5,136,265,679		1,284,066,420		847,483,838		66%	
Proceeds from Domestic and Foreign Grants	748,106,376		-		748,106,376		187,026,594		-		0%	
Transfers from Other Government Entities	-		-		-		-		-		0%	
Proceeds From Domestic Borrowings	1,247,627,355		-		1,247,627,355		311,906,839		-		0%	
County Own Generated Receipts	1,006,000,000		-		1,006,000,000		251,500,000		183,772,941		73%	
CRF Returns	-		-		-		-		7,390		0%	
TOTAL	8,137,999,410		-		8,137,999,410		2,034,499,853		1,031,264,169		51%	
Compensation of Employees	2,916,208,552		-		2,916,208,552		729,052,138		260,855,614		36%	
Use of goods and services	1,023,191,852		-		1,023,191,852		255,797,963		73,719,817		29%	
Transfers to Other Government Units	1,773,450,780		-		1,773,450,780		443,362,695		40,483,598		9%	
Other grants and transfers	101,000,000		-		101,000,000		25,250,000		740,000		3%	
Other Payments	636,584,310		-		636,584,310		159,146,078		3,588,366		2%	
Acquisition of Assets	2,037,483,531		-		2,037,483,531		509,370,883		37,238,785		7%	
Finance Costs, Including Loan Interest	82,828,375		-		82,828,375		20,707,094		-		0%	
TOTAL	8,570,747,400		-		8,570,747,400		2,142,686,850		416,626,179		19%	
SURPLUS/DEFICIT	(432,747,990)		-		(432,747,990)		(108,186,998)		614,637,989			

**LAIKIPIA COUNTY GOVERNMENT
Reports and Financial Statements
For the period ended September 30, 2021**

- (a) *Under realization on the equitable share and foreign and domestic grants is due to non-disbursement of September Equitable share release and nil disbursement of foreign and domestic grant*
- (b) *Under-realization in proceed from borrowing is because the County is yet to float the County Infrastructure bond*
- (c) *County Achieved 73% of own source revenue due to the suppressing effects of Covid-19 pandemic on economic performance within the county.*
- (d) *The CRF returns resulted from amount that remain unutilized in the FY 2020-2021 but were not budgeted for.*
- (e) *Underutilization in all items of expenditure is due to delayed approval of the budget and upload of the same in IFMIS hence affecting spending.*

The entity financial statements were approved on _____ 2021 and signed by:



Chief Officer
Paul Njeng'

ICPAK Number: 7055



Head of Accounting Services
Mary W. Wachuri

ICPAK Number: 26623



Mishaka Gachere

LAIKIPIA COUNTY GOVERNMENT
Reports and Financial Statements
For the period ended September 30, 2021

9. SUMMARY STATEMENT OF APPROPRIATION: RECURRENT

Receipt/Expense Item	Original Budget		Adjustments		Final Budget		Budget Q1 FY 2021/2022		Actual on Comparable Basis *		% of Utilisation
	A	Kshs	B	Kshs	C=(A+B)	Kshs	D	E	Kshs	F = E/D %	
RECEIPTS											
Exchequer releases	3,595,385,975		-		3,595,385,975		898,846,494		593,238,687		66%
Proceeds from Domestic and Foreign Grants	61,867,262		-		61,867,262		15,466,816		-		0%
Transfers from Other Government Entities	-		-		-		-		-		0%
Proceeds From Domestic Borrowings	-		-		-		-		-		0%
County Own Generated Receipts	704,200,000		-		704,200,000		176,050,000		128,641,059		73%
CRF Returns	-		-		-		-		7,320		0%
TOTAL	4,361,453,237		-		4,361,453,237		1,090,363,309		721,887,066		17%
Compensation of Employees	2,916,208,552		-		2,916,208,552		729,052,138		260,855,614		36%
Use of goods and services	900,205,533		-		900,205,533		225,051,383		71,903,547		32%
Transfers to Other Government Units	775,173,367		-		775,173,367		193,793,342		38,083,880		20%
Other grants and transfers	59,500,000		-		59,500,000		14,875,000		740,000		5%
Other Payments	90,743,330		-		90,743,330		22,685,833		398,600		2%
Acquisition of Assets	23,810,000		-		23,810,000		5,952,500		900,000		15%
Finance Costs, Including Loan Interest	-		-		-		-		-		0%
TOTAL	4,765,640,782		-		4,765,640,782		1,191,410,196		372,881,641		8%
SURPLUS/DEFICIT	(404,187,545)		-		(404,187,545)		(101,046,886)		349,005,425		

• Remarks on budget realization and utilization are as stated under No.8 above (Statement of Appropriation Recurrent and Development Combined)


LAIKIPIA COUNTY GOVERNMENT
Reports and Financial Statements
For the period ended September 30, 2021

The entity financial statements were approved on _____ 2021 and signed by:


Chief Officer
Paul Njenga


Head of Accounting Services

Mary W. Wachuri
ICPAK Number: 7055


Asst. Director FRU
ASSISTANT DIRECTOR FOR FINANCIAL REPORTING
FINANCE, ECONOMIC PLANNING
AND DEVELOPMENT
ICPAK Number: 26623

LAIKIPIA COUNTY GOVERNMENT
Reports and Financial Statements
For the period ended September 30, 2021

10. SUMMARY STATEMENT OF APPROPRIATION: DEVELOPMENT

Receipt/Expense Item	Original Budget		Adjustments		Final Budget		Budget Q1 FY 2021/2022		Actual on Comparable Basis *		% of Utilisation
	A	B	C=(A+B)	D	E	F = E/D					
	Kshs	Kshs	Kshs	Kshs	Kshs	%			Kshs	%	
RECEIPTS											
Exchequer releases	1,540,879,704	-	1,540,879,704	-	1,540,879,704		385,219,926		254,245,151	17%	
Proceeds from Domestic and Foreign Grants	686,239,114	-	686,239,114	-	686,239,114		171,559,779		-	-	
Transfers from Other Government Entities	-	-	-	-	-		-		-	-	
Proceeds From Domestic Borrowings	1,247,627,355	-	1,247,627,355	-	1,247,627,355		311,906,839		-	-	
County Own Generated Receipts	301,800,000	-	301,800,000	-	301,800,000		75,450,000		55,131,882	18%	
CRF Returns	-	-	-	-	-		-		69	-	
TOTAL	3,776,546,173	-	3,776,546,173	-	3,776,546,173		944,136,543		309,377,103	8%	
Compensation of Employees	-	-	-	-	-		-		-	-	
Use of goods and services	122,986,319	-	122,986,319	-	122,986,319		30,746,580		1,816,270	6%	
Transfers to Other Government Units	998,277,413	-	998,277,413	-	998,277,413		249,569,353		2,399,718	1%	
Other grants and transfers	41,500,000	-	41,500,000	-	41,500,000		10,375,000		-	-	
Other Payments	545,840,980	-	545,840,980	-	545,840,980		136,460,245		3,189,766	2%	
Acquisition of Assets	2,013,673,531	-	2,013,673,531	-	2,013,673,531		503,418,383		36,338,785	7%	
Finance Costs, Including Loan Interest	82,828,375	-	82,828,375	-	82,828,375		20,707,094		-	-	
TOTAL	3,805,106,618	-	3,722,278,243	-	3,722,278,243		930,569,561		43,744,538	5%	
SURPLUS/DEFICIT	(28,560,445)	-	54,267,930	-	54,267,930		13,566,982		265,632,565		

• Remarks on budget realization and utilization are as stated under No.8 above (Statement of Appropriation Recurrent and Development Combined)

LAIKIPIA COUNTY GOVERNMENT
Reports and Financial Statements
For the period ended September 30, 2021

The entity financial statements were approved on _____

2021 and signed by _____
COUNTY GOVERNMENT OF LAIKIPIA
P. O. Box 1271 - 10400,
NANYUKI
29 OCT 2021
ASST. DIRECTOR FINANCIAL REPORTING
FINANCE & ECONOMIC PLANNING
DEVELOPMENT

Asst. Director FRU
Mishek M. Gacheru
ICPAK Number: 26623

COUNTY GOVERNMENT OF LAIKIPIA
HEAD OF TREASURY
ACCOUNTING
29 OCT 2021

Head of Accounting Services
Mary W. Wachuri
ICPAK Number: 7055

COUNTY GOVERNMENT OF LAIKIPIA
CHIEF OFFICER
29 OCT 2021
FINANCE & ECONOMIC PLANNING
DEVELOPMENT
Paul Njenga

11. SIGNIFICANT ACCOUNTING POLICIES

The principal accounting policies adopted in the preparation of these financial statements are set out below:

1. Statement of compliance and basis of preparation

The financial statements have been prepared in accordance with Cash-basis IPSAS financial reporting under the cash basis of accounting, as prescribed by the PSASB and set out in the accounting policy notes below. This cash basis of accounting has been supplemented with accounting for; a) receivables that include imprests and salary advances and b) payables that include deposits and retentions.

The receivables and payables are disclosed in the Statement of Assets and Liabilities.

The financial statements are presented in Kenya Shillings, which is the functional and reporting currency of the entity all values are rounded to the nearest Kenya Shilling. The accounting policies adopted have been consistently applied to all the quarters presented.

The financial statements comply with and conform to the form of presentation prescribed by the PSASB.

2. Reporting entity

The financial statements are for the Laikipia County Government. The financial statements encompass the reporting entity as specified under section 166 of the PFM Act 2012.

3. Recognition of receipts and payments

a) Recognition of receipts

The County Government recognises all receipts from the various sources when the event occurs and the related cash has actually been received by the Executive.

LAIKIPIA COUNTY GOVERNMENT

Reports and Financial Statements

For the period ended September 30, 2021

SIGNIFICANT ACCOUNTING POLICIES (Continued)

i) Transfers from the Exchequer

Transfer from Exchequer is recognized in the books of accounts when cash is received. Cash is considered as received when payment instruction is issued to the bank and notified to the receiving entity.

ii) External Assistance

External assistance is received through grants and loans from multilateral and bilateral development partners.

Donations and grants

Grants and donations shall be recognized in the books of accounts when cash is received. Cash is considered as received when a payment advice is received by the recipient entity or by the beneficiary. In case of grant/donation in kind, such grants are recorded upon receipt of the grant item and upon determination of the value. The date of the transaction is the value date indicated on the payment advice.

Proceeds from borrowing

Borrowing includes Treasury bill, treasury bonds, corporate bonds; sovereign bonds and external loans acquired by the entity or any other debt the County Government may take on will be treated on cash basis and recognized as receipts during the quarter of receipt.

Undrawn external assistance

These are loans and grants at reporting date as specified in a binding agreement and relate to funding for projects currently under development where conditions have been satisfied or their ongoing satisfaction is highly likely and the project is anticipated to continue to completion. During the quarter ended 30th September 2021, there were no instances of non-compliance with terms and conditions which have resulted in cancellation of external assistance loans.

LAIKIPIA COUNTY GOVERNMENT
Reports and Financial Statements
For the period ended September 30, 2021

SIGNIFICANT ACCOUNTING POLICIES (Continued)

iii) County Own Generated Receipts

These include Appropriation-in-Aid and relates to receipts such as trade licences, cess, fees, property income among others generated by the County Government from its citizenry. These are recognised in the financial statements the time associated cash is received.

iv) Returns to CRF Issues

These relate to unspent balances in the development, recurrent and deposit accounts at the end of the quarter which are returned to the County Revenue Fund (CRF) and appropriated through a supplementary budget to enable the County to spend funds. These funds are recognised once appropriated through a supplementary budget process.

b) Recognition of payments

The entity recognises all payments when the event occurs and the related cash has actually been paid out by the entity.

i) Compensation of employees

Salaries and Wages, Allowances, Statutory Contribution for employees are recognized in the period when the compensation is paid.

ii) Use of goods and services

Goods and services are recognized as payments in the period when the goods/services are consumed and paid for. Such expenses, if not paid during the period where goods/services are consumed, shall be disclosed as pending bills.

iii) Interest on borrowing

Borrowing costs that include interest are recognized as payment in the period in which they incurred and paid for.

iv) Repayment of borrowing (principal amount)

The repayment of principal amount of borrowing is recognized as payment in the period in which the repayment is made. The stock of debt is disclosed as an annexure to the County consolidated financial statements.

LAIKIPIA COUNTY GOVERNMENT
Reports and Financial Statements
For the period ended September 30, 2021

v) Acquisition of fixed assets

The payment on acquisition of property plant and equipment items is not capitalized. The cost of acquisition and proceeds from disposal of these items are treated as payments and receipts items respectively. Where an asset is acquired in a non-exchange transaction for nil or nominal consideration and the fair value of the asset can be reliably established, a contra transaction is recorded as receipt and as a payment.

A fixed asset register is maintained by each public entity and a summary provided for purposes of consolidation. This summary is disclosed as an annexure to the consolidated financial statements.

4. In-kind contributions

In-kind contributions are donations that are made to the County Executive in the form of actual goods and/or services rather than in money or cash terms. These donations may include vehicles, equipment or personnel services. Where the financial value received for in-kind contributions can be reliably determined, the County executive includes such value in the statement of receipts and payments both as receipts and as an expense in equal and opposite amounts; otherwise, the contribution is not recorded.

5. Cash and cash equivalents

Cash and cash equivalents comprise cash on hand and cash at bank, short-term deposits on call and highly liquid investments with an original maturity of three months or less, which are readily convertible to known amounts of cash and are subject to insignificant risk of changes in value. Bank account balances include amounts held at the Central Bank of Kenya and at various commercial banks at the end of the financial quarter.

Restriction on cash

Restricted cash represents amounts that are limited /restricted from being used to settle a liability for at least twelve months after the reporting period. This cash is limited for direct use as required by stipulation. Amounts maintained in deposit bank accounts are restricted for use in refunding third party deposits. As at 30th September 2021 this amounted to Kshs 4,507,777.75 compared to Kshs 4,908,673 in prior period as indicated on Note 15. There were no other restrictions on cash during the quarter.

6. Accounts Receivable

For the purposes of these financial statements, imprests and advances to authorised public

LAIKIPIA COUNTY GOVERNMENT
Reports and Financial Statements
For the period ended September 30, 2021

officers and/or institutions which were not surrendered or accounted for at the end of the financial quarter is treated as receivables. This is in recognition of the government practice where the imprest payments are recognized as payments when fully accounted for by the imprest or AIE holders. This is an enhancement to the cash accounting policy. Other accounts receivables are disclosed in the financial statements.

7. Accounts Payable

For the purposes of these financial statements, deposits and retentions held on behalf of third parties have been recognized as accounts payables. This is in recognition of the government practice of retaining a portion of contracted services and works pending fulfilment of obligations by the contractor and to hold deposits on behalf of third parties. This is an enhancement to the cash accounting policy adopted and prescribed by the Public Sector Accounting Standards Board. Other liabilities including pending bills are disclosed in the financial statements.

8. Non-current assets

Non-current assets are expensed at the time of acquisition while disposal proceeds are recognized as receipts at the time of disposal. However, the acquisitions and disposals are reflected in the entity fixed asset register a summary of which is provided as a memorandum to these financial statements.

9. Pending bills

Pending bills consist of unpaid liabilities at the end of the financial quarter arising from contracted goods or services during the quarter or in past quarters. As pending bills do not involve the payment of cash in the reporting period, they are recorded as 'memorandum' or 'off-balance' items to provide a sense of the overall net cash position of the County Executive at the end of the quarter.

10. Budget

The budget is developed on the same accounting basis (cash basis), the same accounts classification basis, and for the same period as the financial statements. The County Executive's budget was approved as required by Law and as detailed in the County Revenue Allocation Act. The original budget was approved by the County Assembly on 31st August 2021 for the period 1st July 2021 to 30 June 2022 as required by law. There was nil number of supplementary budgets passed in the quarter. A high-level assessment of the County Executive's actual performance against the comparable budget for the financial quarter under review has been included in these

LAIKIPIA COUNTY GOVERNMENT
Reports and Financial Statements
For the period ended September 30, 2021

financial statements.

11. Related party transactions

Related party transactions involve cash and in kind transactions with the National Government, National Government entities and County Government entities

LAIKIPIA COUNTY GOVERNMENT
Consolidated Reports and Financial Statements
For the period ended September 30th, 2021

12. NOTES TO THE FINANCIAL STATEMENTS

1 EXCHQUER RELEASES

Description	Q1 2021/22	Comparative
	Kshs	Q1 2020/2021 Kshs
Total Exchequer Releases for quarter 1	847,483,838	229,834,793
Total Exchequer Releases for quarter 2	-	-
Total Exchequer Releases for quarter 3	-	-
Total Exchequer Releases for quarter 4	-	-
TOTAL	847,483,838	229,834,793

The above comprises transfers from the Exchequer comprising of equitable share

1A. Equitable Share

	Q1 2021/22	Comparative
	Kshs	Q1 2020/2021 Kshs
Total Equitable Share for quarter 1	847,483,838	229,834,793
Total Equitable Share for quarter 2	-	-
Total Equitable Share for quarter 3	-	-
Total Equitable Share for quarter 4	-	-
Total	847,483,838	229,834,793

2 PROCEEDS FROM DOMESTIC AND FOREIGN GRANTS

Description	Q1 2021/22	Comparative
	Kshs	Q1 2020/2021 Kshs
Proceeds from Domestic and foreign grants received through exchequer		
DANIDA - Universal Healthcare in Devolved Units Programme	-	-
World Bank – THUSCP	-	-
National Agricultural & Rural Inclusive Growth Project (NARIGP)	-	-
Kenya Devolution Support Programme	-	129,456,007
Youth Polytechnic support grant	-	-
Abolishment of user fees in health centres and dispensaries	-	-
Kenya Urban Support Programme	-	-
Agriculture Sector Development Support Project (ASDSP)	-	-
Kenya Climate Smart Agriculture Project (KCSAP)	-	-

LAIKIPIA COUNTY GOVERNMENT
Reports and Financial Statements
For the period ended September 30, 2021

Sub total	-	129,456,007
Proceeds from domestic and foreign grants received directly by the county		
Covid-19 Donations	-	-
Others	-	-
Sub total	-	-
Grand Total	-	129,456,007

The County's approved budget for Foreign and Domestic Grants in FY 2021/22 is Kshs. 748,106,376. By the end of the 1st quarter, The County had not received any grant.

3 PROCEEDS FROM DOMESTIC BORROWINGS

Description	Period ended September 2021	Comparative Q1 2020/2021
	Kshs	Kshs
Borrowing within General Government	-	-
Borrowing from Monetary Authorities (Central Bank)	-	-
Other Domestic Depository Corporations (Commercial Banks)	-	-
Borrowing from Other Domestic Financial Institutions	-	-
Borrowing from Other Domestic Creditors	-	-
Domestic Currency and Domestic Deposits	-	-
Total	-	-

The county expects to receive Kshs 1,247,627,355 during the year but by the of the quarter the county had not floated the infrastructure bond.

4 COUNTY OWN GENERATED RECEIPTS

Description	Q1 2021/22	Comparative Q1 2020/2021
	Kshs	Kshs
Land Rates	7,232,316	2,528,478
Business Permits	5,749,656	10,108,169
Cesses	6,592,580	4,658,790
Plot Rents	184,720	242,301
Administrative Service Fees	5,248,074	3,832,100
County's natural resources	17,847,850	13,874,370
Market/Trade Centre fees	2,861,718	2,318,935
Vehicle Parking Fees	17,959,160	7,417,725
Housing	4,809,967	3,419,797
Social Premise Use Charges	28,500	3,000
Education-Related Receipts	-	-
Public Health Facilities Operations	98,515,386	63,310,117

LAIKIPIA COUNTY GOVERNMENT
Reports and Financial Statements
For the period ended September 30, 2021

Slaughter Houses Administration	4,958,872	2,509,040
Technical Service Fees	8,962,402	5,948,336
External Service Fees	395,540	678,050
Encroachment fees	-	-
Impounding charges	264,700	141,800
Court fines	45,500	80,000
Liquor licenses	2,116,000	1,827,500
Miscellaneous income	-	71,625
Disposal of assets	-	-
TOTAL	183,772,941	122,970,133

Compared to the comparative period, there was an increase in revenue collected due to enhanced efficiency and reduction of Covid-19 effects.

5 RETURNED CRF ISSUES

Description	Q1 2021/22	Comparative
	Kshs	Q1 2020/2021 Kshs
County Assembly - Development - 1000339691	69	1,856
County Assembly - Recurrent - 1000193786	7,320	16,927
County Assembly refund - Equity Bank - 0270261206585	-	-
Hospital revenue dol dol sub county FIF - Family Bank	-	-
TOTAL	7,390	18,783

This refers to funds appropriated in FY 2020/21 and transferred to expenditure accounts but remained unapplied by the close of the financial year thus transferred back to the CRF.

6 COMPENSATION OF EMPLOYEES

Description	Q1 2021/22	Comparative Q1
	Kshs	2020/21 Kshs
Basic salaries of permanent employees	(219,033,599)	(119,111,127)
Basic wages of temporary employees	(21,401,288)	(116,747,056)
Personal allowances paid as part of salary	-	(65,800)
Personal allowances paid as reimbursements	-	-
Pension and social security contributions	(20,420,727)	(21,462,253)
Compulsory national social security schemes	-	-
Compulsory national health insurance schemes	-	-
Social benefit schemes outside government	-	-
Other personnel payments	-	-
TOTAL	(260,855,614)	(257,386,235)

LAIKIPIA COUNTY GOVERNMENT
Reports and Financial Statements
For the period ended September 30, 2021

NOTES TO THE FINANCIAL STATEMENTS (Continued)

7 USE OF GOODS AND SERVICES

Description	Q1 2021/22	Comparative Q1 2020/21
	Kshs	Kshs
Utilities, supplies and services	(3,077,312)	(9,424,765)
Communication, supplies and services	(889,900)	(957,091)
Domestic travel and subsistence	(24,936,630)	(21,460,458)
Foreign travel and subsistence	-	(1,070,380)
Printing, advertising and information supplies & services	(1,857,110)	(6,039,689)
Rentals of produced assets	-	-
Training expenses	(1,000,600)	(2,490,935)
Hospitality supplies and services	(13,722,175)	(22,021,681)
Insurance costs	-	-
Specialized materials and services	(13,660,753)	(17,456,533)
Office and general supplies and services	(3,011,270)	(6,355,866)
Other operating expenses	(2,456,850)	(13,423,163)
Routine maintenance – other assets	(739,320)	(168,780)
Routine maintenance – vehicles and other transport equipment	(244,000)	(2,402,141)
Fuel, oils and lubricants	(8,123,898)	(2,809,250)
TOTAL	(73,719,817)	(106,080,732)

Overall decline in payments during the quarter is due to delay in approval of county budget and upload of the same in IFMIS.

8 TRANSFER TO OTHER GOVERNMENT ENTITIES

Description	Q1 2021/22	Comparative Q1 2020/21
	Kshs	Kshs
Current Grants to Government Agencies and other Levels of Government	(2,399,718)	(18,036,252)
Laikipia County Assembly	-	(51,295,937)
Laikipia County Revenue Board	(18,483,255)	(6,731,700)
Laikipia County Development Authority	(4,250,000)	(1,900,000)
Laikipia County Health Institutions	(1,948,780)	(343,080)
Laikipia County VTCs	(10,901,845)	(6,565,502)
Rumuruti Municipality Board	(2,500,000)	-
Laikipia County Enterprise Fund	-	-
Laikipia County-Co-operative Fund	-	-
Laikipia County Leasing Fund	-	-

LAIKIPIA COUNTY GOVERNMENT
Reports and Financial Statements
For the period ended September 30, 2021

Laikipia County Car and Mortgage	-	-
TOTAL	(40,483,598)	(84,872,471)

Payments under current grants to Government agencies relate to Transfers to other county institution and public funds.

9 OTHER GRANTS AND OTHER PAYMENTS

Description	Q1 2021/22	Comparative Q1 2020/21
	Kshs	Kshs
Scholarships and other educational benefits	-	-
Emergency relief and refugee assistance	(300,000)	-
Subsidies to small businesses, cooperatives, and self employed	(440,000)	-
Other current transfers, grants	-	-
Other capital grants and transfers	-	-
	-	-
TOTAL	(740,000)	-

Scholarships and other educational benefits relates to payments for bursaries and scholarships.

The Subsidies to small businesses, cooperatives, and self-employed relates to the subsidy in respect to Laikipia Economic Stimulus Program.

10 ACQUISITION OF ASSETS

Description	Q1 2021/22	Comparative Q1 2020/21
	Kshs	Kshs
Non-Financial Assets		
Purchase of Buildings	-	-
Construction of Buildings	-	-
Refurbishment of Buildings	-	-
Construction of Roads	(9,141,629)	(3,921,703)
Construction and Civil Works	(26,193,763)	(19,000,000)
Purchase of Vehicles and Other Transport Equipment	-	-
Overhaul of Vehicles and Other Transport Equipment	-	-
Overhaul and Refurbishment of Construction and Civil Works	-	-
Purchase of Household Furniture and Institutional Equipment	-	-
Purchase of Office Furniture and General Equipment	-	-
Purchase of Specialized Plant, Equipment and Machinery	(1,003,393)	-
Rehabilitation and Renovation of Plant, Machinery and Equip.	-	-
Purchase of Certified Seeds, Breeding Stock and Live Animals	-	-

LAIKIPIA COUNTY GOVERNMENT
Reports and Financial Statements
For the period ended September 30, 2021

Research, Studies, Project Preparation, Design & Supervision	(900,000)	-
Rehabilitation of Civil Works	-	-
Acquisition of Strategic Stocks and commodities	-	-
Acquisition of Land	-	-
Acquisition of Intangible Assets	-	-
Financial Assets		
Laikipia County Car & Mortgage Fund	-	-
TOTAL	(37,238,785)	(22,921,703)

The Acquisition of assets relates to acquisition of non-current assets. During the quarter, the county acquired more assets as compared to the comparative period in FY 2020/2021.

11 FINANCE COSTS, INCLUDING LOAN INTEREST

Description	Q1 2021/22	Comparative Q1 2020/21
	Kshs	Kshs
Bank Charges	-	-
Interest Payments on Foreign Borrowings	-	-
Interest Payments on Guaranteed Debt Taken over by Govt	-	-
Interest on Domestic Borrowings (Non-Govt)	-	-
Interest on Borrowings from Other Government Units	-	-
Total	-	-

These relates to cost to be incurred in servicing the Laikipia County Infrastructure bond

12 OTHER PAYMENTS

Description	Q1 2021/22	Comparative Q1 2020/21
	Kshs	Kshs
Civil Contingency Reserves	(398,600)	-
Emergency Fund	-	(14,719,202)
Budget Contingency Reserve	(3,189,766)	-
Other payments	-	-
TOTAL	(3,588,366)	(14,719,202)

Other payments relate to emergency relief activities.

LAIKIPIA COUNTY GOVERNMENT
Reports and Financial Statements
For the period ended September 30, 2021

13 BANK BALANCES

13A. BANK BALANCES

Name of Bank & Account No.	Account Number	Account Type	Q1 2021/22	Audited FY 2020/2021
			Kshs	Kshs
Laikipia County Development Account - 1000171162	1000171162	DEVELOPMENT	-	-
Laikipia County Recurrent Account- 1000171208	1000171208	RECURRENT	456,476	-
Laikipia County Revenue Fund Account - 1000171626	1000171626	RECURRENT/ DEVELOPMENT	669,780,132	24,320,987
Laikipia County Deposit Account - 1000285834	1000285834	DEVELOPMENT	4,507,778	4,908,673
Laikipia County Roads Maintenance Levy Fund Account - 1000285842	1000285842	DEVELOPMENT	48,365,628	55,007,257
Laikipia County Health Services Account - 1000285858	1000285858	DEVELOPMENT	43,206,724	43,206,724
Laikipia County Ideas-Led Account - 1000363312	1000363312	RECURRENT/ DEVELOPMENT	23,451,096	25,850,815
Laikipia County Kenya Climate Smart Agriculture Project Account - 1000367717	1000367717	RECURRENT/ DEVELOPMENT	137,062,761	137,062,761
Laikipia County Village Polytechnic Project - 1000368896	1000368896	RECURRENT/ DEVELOPMENT	428,884	3,430,729
Laikipia County Agricultural Sector Development Support Program Account - 1000372087	1000372087	DEVELOPMENT	2,542,298	2,542,298
Laikipia County Health FIF Account - 1000392959	1000392959	RECURRENT	45,643,088	-
Laikipia County Kenya Urban Support Program - 1000372141	1000372141	DEVELOPMENT	27,955,676	27,955,676
Laikipia County Urban Institution Grant Account - 100414235	100414235	DEVELOPMENT	-	-
Laikipia County Revenue Board - 1000376503	1000376503	RECURRENT	-	-
Laikipia County Kenya Devolution Support Program - 1000418451	1000418451	DEVELOPMENT	159,657,277	230,540,805
Laikipia County Kenya Devolution Support Program - 1000427728	1000427728	RECURRENT	6,758,045	768,744
Laikipia County Emergency Fund - 1000451181	1000451181	RECURRENT/ DEVELOPMENT	71,625	270,925
TOTAL			1,169,887,489	555,866,394

LAIKIPIA COUNTY GOVERNMENT
Reports and Financial Statements
For the period ended September 30, 2021

14 ACCOUNTS RECEIVABLE

Description	Q1 2021/22	Audited FY 2020/2021
	Kshs	Kshs
Government Imprests	3,154,685	2,938,685
Clearance Accounts	-	-
Staff Advances	-	-
Retention and insurance claims	-	-
TOTAL	3,154,685	2,938,685

14A. BREAKDOWN OF ACCOUNTS RECEIVABLE

Description	Q1 2021/22	Audited FY 2020/2021
	Kshs	Kshs
County Administration, Public Service & office of the Governor	-	-
Finance & Economic Planning	-	-
Health & Medical services department	2,938,685	2,938,685
Agriculture ,Livestock & fisheries	-	-
Infrastructure, Lands & Urban development	-	-
Education & Social Services	216,000	-
Trade, Tourism& Co-operatives	-	-
Water & Natural Resources	-	-
Grand Total	3,154,685	2,938,685

Imprest issued to staff to finance various operational activities

15. ACCOUNTS PAYABLE

Description	Q1 2021/22	Audited FY 2020/2021
	Kshs	Kshs
Deposits and Retentions	(4,507,778)	(4,908,673)
Total	(4,507,778)	(4,908,673)

These are monies held for third parties e.g. insurance, contractual retention monies

LAIKIPIA COUNTY GOVERNMENT
Reports and Financial Statements
For the period ended September 30, 2021

16. FUND BALANCE BROUGHT FORWARD

Description	Q1 2021/22	Audited FY 2020/2021
	Kshs	Kshs
Bank accounts	555,866,394	293,291,583
Cash in hand	-	-
Accounts Receivables	2,938,685	180,000
Accounts Payables	(4,908,673)	(9,652,568)
Total	553,896,406	283,819,015

These are balances from the immediate previous period

17. CHANGES IN RECEIVABLES- (OUTSTANDING IMPRESTS)

Description	Q1 2021/22	Audited FY 2020/2021
	Kshs	Kshs
Opening Account Receivables as at 1st July 2021 - A	2,938,685	180,000
Closing Account Receivables as at 30th September 2021 - B	3,154,685	2,938,685
Increase)/ Decrease in Receivables C = B - A	216,000	2,758,685

18. CHANGES IN ACCOUNTS PAYABLES- (RETENTIONS AND DEPOSITS)

Description	Q1 2021/22	Audited FY 2020/2021
	Kshs	Kshs
Opening Account Payables as at 1st July 2021 - A	4,908,673	9,652,568
Closing Account Payables as at 30th September 2021 - B	4,507,778	4,908,673
Increase/ (Decrease) in payables C = B - A	(400,895)	(4,743,895)

LAIKIPIA COUNTY GOVERNMENT
Reports and Financial Statements
For the period ended September 30, 2021

9. OTHER IMPORTANT DISCLOSURES

1: PENDING ACCOUNTS PAYABLE

Description	Balance B/F For FY 2020/2021	Additions for the Q1 FY 2021- 2022	Paid during the Q1 FY 2021- 2022	Balance C/F in the Q1 FY 2021- 2022
	Kshs	Kshs	Kshs	Kshs
Construction of buildings	97,136,494	8,072,786	-	105,209,280
Construction of civil works	373,664,527	187,641,562	-	561,306,089
Supply of goods	158,116,256	20,422,316	-	178,538,572
Supply of services	80,746,950	5,103,208	-	85,850,158
Total	709,664,227	221,239,872	-	930,904,099

2. DISCLOSURE OF BALANCES IN REVENUE COLLECTION AND OTHER COMMERCIAL BANK ACCOUNTS

Bank Account Name & No.	Name of Commercial Bank	Type of Account	Bank balance (Kshs) as at 30/09/2021	Prior year audited
Rumuruti Sub County Collection Account .A/C No. 1235093948	KCB Bank	Collection A/c	7,008,459	(84,680)
OI Moran Vocational Training Centre A/C No. 01129368995100	Co-operative Bank	Collection A/c	(4,320)	(4,320)
Wiyumiririe Vocational Training Centre A/C No. 01129369602100	Co-operative Bank	Collection A/c	(2,078)	(4,320)
Ndindika Sub-County Collection Account A/C No. 1261696778	KCB Bank	Collection A/c	2,228,600	(100)
Laikipia county revenue collection A/C 01141366378700	cooperative bank	collection a/c	-	-
Laikipia County Debt Collection A/c No 01141369499600	Co-operative Bank	Collection A/c	-	-
Nyahururu Dist Hospital FIF A/C No. 023000027049	Family bank	Collection A/c	7,809,690	-
Doldol Sub-County Hospital Collection Account. A/C No. 1235093808	KCB Bank	Collection A/c	879,115	-
LAMURIA SUB COUNTY HOSP COLL ACC 1275712525	KCB Bank	Collection A/c	-	-
Nanyuki Teaching & Ref Hospital FIF A/C No. 064000063932	Family bank	Collection A/c	10,738,406	1
Nanyuki Teaching & Referral Hospital Collection. A/C No. 1198115610	KCB Bank	Collection A/c	1,591,720	400

LAIKIPIA COUNTY GOVERNMENT
Reports and Financial Statements
For the period ended September 30, 2021

Laikipia County Donation A/c No 01141369666800	Co-operative Bank	Collection A/c	500	500
Marmanet Vocational Training Centre A/C No. 01129369599800	Co-operative Bank	Collection A/c	3,719,674	623
Sipili Vocational Training Centre A/C No. 01129369600000	Co-operative Bank	Collection A/c	7,871	777
Rumuruti Sub County Hospital FIF A/C No. 023000027937	Family bank	Collection A/c	981	981
Rumuruti Vocational Training Centre A/C No. 01129369622000	Co-operative Bank	Collection A/c	58,408	1,067
Muhotetu Vocational Training Centre A/C No. 01129368995000	Co-operative Bank	Collection A/c	13,325	9,647
Nanyuki Vocational Training Centre A/C No. 01129369635000	Co-operative Bank	Collection A/c	6,327,280	32,994
Nyahururu Vocational Training Centre A/C No. 01129369634800	Co-operative Bank	Collection A/c	5,452,951	84,827
Doldol Sub County Hospital FIF A/C No. 064000064783	Family bank	Collection A/c	108,530	108,530
Laikipia county alcoholic drinks A/C 01141366233700	cooperative bank	collection a/c	39,800	118,000
Laikipia West Revenue Collection A/C No.01141501762300	Co-operative Bank	Collection A/c	192,610	151,515
KIMANJO SUB COUNTY HOSP COLLEC ACC 1275712657	KCB Bank	Collection A/c	284,610	184,965
Nyahururu County Hospital FIF Collection A/C No.1198224266	KCB Bank	Collection A/c	1,002,292	256,557
CG of Laikipia A/C No. 2041834296	Absa Bank	Development A/c	710,109	(23,178)
Laikipia County Covid-19 Support A/C No.2042569251	Absa Bank	Recurrent/ Development	(968)	457,500
Laikipia Agricultural Sector Development Support Program A/C No. 0270277391768	Equity Bank	Development A/c	-	-
Laikipia County Car And Mortgage A/C No.01141369432600	Co-operative Bank	Development A/c	642,583	60,633
Rumuruti Municipality UDG A/C 0270278999622	Equity Bank	Development A/c	2,452,331	15,344,790
Laikipia County Loan Guarantee A/c No 01141999987200	Co-operative Bank	Recurrent	2,000,000	2,000,000
Laikipia County Loan Interest Subsidy A/c No 01141999987300	Co-operative Bank	Recurrent	6,668,855	6,995,907
Laikipia county loan interest subsidy A/c No 064000074793	Family Bank	Recurrent	4,951,635	-

LAIKIPIA COUNTY GOVERNMENT
Reports and Financial Statements
For the period ended September 30, 2021

Laikipia county loan guarantee A/c No 064000074794	Family Bank	Recurrent	-	-
Laikipia county guarantee fund a/c 1276782993	KCB Bank	Recurrent	27,688	18,044
Laikipia County Bursary Fund A/C No. 064000065823	Family bank	Recurrent	(738,197)	1,669,442
Laikipia county loan interest Subsi A/c No 1276782896	KCB Bank	Recurrent	8,503,791	8,883,242
Laikipia county Kenya smart agriculture project operations account A/C 064000074611	Family Bank	Recurrent	8,438,513	29,990,597
Laikipia county executive salary account A/C 0270280008245	Equity Bank	Recurrent/ Development	-	(67,287,509)
salama vocational training centre A/C 0160280634241	Equity Bank	Recurrent/ Development	-	-
Rumuruti Municipality Operations A/C 0270280804572	Equity Bank	Recurrent/ Development	2,500,000	-
Tigithi Vocational Training Centre A/C 0270280106421	Equity Bank	Recurrent/ Development	-	85
olmoran vocational training centre A/C 0160280077626	Equity Bank	Recurrent/ Development	-	249
Salama Vocational Training Centre A/C 01129369599900	Co-operative Bank	Recurrent/ Development	2,088	2,152
Muhotetu Vocational Training Centre A/C No. 0160280051291	Equity Bank	Recurrent/ Development	-	2,600
Tigithi Vocational Training Centre A/C 01129369621700	Co-operative Bank	Recurrent/ Development	50,414	2,620
Laikipia County Government Imprest A/C No. 01141366378701	Co-operative Bank	Recurrent/ Development	18,846	13,339
Nyahururu Vocational Training Centre A/C No. 0160280030358	Equity Bank	Recurrent/ Development	-	17,602
Nanyuki Vocational Training Centre A/C No. 0270279996235	Equity Bank	Recurrent/ Development	-	35,178
Wiyumiririe Vocational Training Centre A/C No. 0270280110183	Equity Bank	Recurrent/ Development	-	77,181
Marmanet Vocational Training Centre A/C No. 0160280054765	Equity Bank	Recurrent/ Development	-	180,539
Rumuruti vocational Training Centre A/C No. 1830280027372	Equity Bank	Recurrent/ Development	-	237,156
Sipili Vocational Training Centre A/C No. 0160280053961	Equity Bank	Recurrent/ Development	-	334,622
Laikipia County Revenue Board A/C No.01141369182100	Co-operative Bank	Recurrent/ Development	18,480,856	1,749,614

LAIKIPIA COUNTY GOVERNMENT
Reports and Financial Statements
For the period ended September 30, 2021

Laikipia County Coop Dev Fund A/C No.01141366165000	Co-operative Bank	Recurrent/ Development	12,575,594	3,297,256
Laikipia county vocational training centers operations account A/C 064000074643	Family Bank	Recurrent/ Development	-	-
Laikipia County Health Services A/C No. 064000063891	Family bank	Recurrent/ Development	790,237	30,169
Laikipia County Development Authority A/C No. 0270279074923	Equity Bank	Recurrent/ Development	3,752,245	1,215,394
Laikipia County UIG A/C 0270278999614	Equity Bank	Recurrent/ Development	2,301,988	5,454,758
Laikipia County Enterprise Fund A/C No.1176375156	KCB Bank	Recurrent/ Development	9,886,191	15,384,099
Nyahururu County Referral Hospital A/C 0270280829021	Equity Bank		-	-
Nanyuki County Referral Hospital A/C 0270280829060	Equity Bank		-	-
Laikipia - FAO CA Project	Cooperative bank		-	-
Laikipia Agricultural Sector Development Support Program A/C No. 01071237937200	National Bank	Recurrent	18,657,037	-
Laikipia County Economic Stimulus Account No.01071237655800	National Bank	Recurrent	-	-
Laikipia County Retention Depository Account No.010712366500	National Bank	Recurrent	-	-
TOTAL AMOUNTS			150,130,259	27,002,041

LAIKIPIA COUNTY GOVERNMENT
Consolidated Reports and Financial Statements
For the period ended September 30th, 2021

10. ANNEXES

ANNEX 1 – BREAKDOWN OF RECEIPTS AND PAYMENTS PER QUARTER

Description	Sep	Cumulative	Comparative	Comparative
	Q1 Kshs	Amount Kshs	Q1 FY 2020/2021 KShs	Cumulative FY 2020/2021 Kshs
RECEIPTS				
Exchequer releases	847,483,838	847,483,838	229,834,793	229,834,793
Proceeds from Domestic Grants and Foreign Grants	-	-	129,456,007	129,456,007
Transfers from Other Government Entities	-	-	-	-
Proceeds From Domestic Borrowings	-	-	-	-
County Own Generated Revenues	183,772,941	183,772,941	122,970,133	122,970,133
Returns to CRF	7,390	7,390	18,783	18,783
TOTAL RECEIPTS	1,031,264,169	1,031,264,169	482,279,716	482,279,716
PAYMENTS				
Compensation of Employees	(260,855,614)	(260,855,614)	(257,386,235)	(257,386,235)
Use of goods and services	(73,719,817)	(73,719,817)	(106,080,732)	(106,080,732)
Transfers to Other Government Entities	(40,483,598)	(40,483,598)	(84,872,471)	(84,872,471)
Other grants and transfers	(740,000)	(740,000)	-	-
Acquisition of Assets	(37,238,785)	(37,238,785)	(22,921,703)	(22,921,703)
Finance Costs, Including Loan Interest	-	-	-	-
Repayment of principal on Domestic and Foreign borrowing	-	-	-	-
Other Payments	(3,588,366)	(3,588,366)	(14,719,202)	(14,719,202)
TOTAL PAYMENTS	(416,626,179)	(416,626,179)	(485,980,343)	(485,980,343)
SURPLUS/DEFICIT	614,637,989	614,637,989	(3,700,627)	(3,700,627)

LAIKIPIA COUNTY GOVERNMENT
Reports and Financial Statements
For the period ended September 30, 2021

ANNEX 2 - ANALYSIS OF TRANSFERS FROM THE EXCHEQUER

Description	Quarter 1	Total
	(Kshs)	(Kshs)
Equitable Share	847,483,838	847,483,838
DANIDA - Universal Healthcare in Devolved Units Programme	-	-
World Bank – THUSCP	-	-
Kenya Devolution Support Programme	-	-
Kenya Urban Support Programme	-	-
Agriculture Sector Development Support Project (ASDSP)	-	-
Kenya Climate Smart Agriculture Project (KCSAP)	-	-
Total	847,483,838	847,483,838

LAIKIPIA COUNTY GOVERNMENT
Reports and Financial Statements
For the period ended September 30, 2021
ANNEX 3 - ANALYSIS OF PENDING ACCOUNTS PAYABLE

COUNTY ADMINISTRATION, PUBLIC SERVICE & OFFICE OF THE GOVERNOR							
SUPPLIER/CONTRACTOR	DATE CONTRACTED	LPO/LSO AMOUNT	OUTSTANDING AMOUNTS B/D	ADDITIONS DURING THE PERIOD	PAYMENTS DURING THE PERIOD	OUTSTANDING CARRIED DOWN	ORIGINATING FY PERIOD
A	B	C	D	E	F = C+D-E	G	
Construction of Buildings							
JAKATHUO CONSTRUCTION LIMITED	16/04/2020	3,282,464	2,616,301	-	-	2,616,301	2020/2021
MACDAN BUILDING AND CIVIL CONTRACT	29/01/2019	5,845,000	1,387,922	-	-	1,387,922	2018/2019
LEMA KENYA LIMITED	4/12/2019	6,225,720	6,225,720	-	-	6,225,720	2019/2020
NANYUKI RIVER LANDSCAPERS	24/02/2021	1,827,812	1,827,812	-	-	1,827,812	2020/2021
LENANA PEAK	16/03/2021	2,068,570	-	936,296	-	936,296	2020/2021
LENANA PEAK	13/01/2021	4,993,800	-	4,525,392	-	4,525,392	2020/2021
Sub-Total		24,243,366	12,057,755	5,461,688	-	17,519,443	2020/2021
CONSTRUCTION OF CIVIL WORKS							
Sub-Total		-	-	-	-	-	-
supply of goods							
MUNAWARA HOLDINGS LTD	2/10/2020	106,320	106,320	-	-	106,320	2020/2021
RAWAMU ENTERPRISES LTD	11/08/2020	71,160	71,160	-	-	71,160	2020/2021
RAWAMU ENTERPRISES LTD	25/08/2020	210,960	210,960	-	-	210,960	2020/2021
UNIK KIVULI SOLUTION	19/10/2020	378,580	376,900	-	-	376,900	2020/2021
LEGENDARY LOGISTICS	11/11/2020	1,881,500	1,881,500	-	-	1,881,500	2020/2021
GRACIOUSPLUS ENTERPRISES	16/9/2020	71,560	71,560	-	-	71,560	2020/2021
GRACIOUSPLUS ENTERPRISES	16/9/2020	531,200	531,200	-	-	531,200	2020/2021

LAIKIPIA COUNTY GOVERNMENT
Reports and Financial Statements
For the period ended September 30, 2021

LAWICE ENTERPRISES	23/02/2021	372,846	372,846	-	372,846	372,846	2020/2021
STACYAN ENTERPRISES	3/03/2021	121,910	121,910	-	121,910	121,910	2020/2021
STACYAN ENTERPRISES	3/03/2021	244,300	244,300	-	244,300	244,300	2020/2021
NETCOM LIMITED	10/02/2021	2,328,250	2,328,250	-	2,328,250	2,328,250	2020/2021
AMUA GLORY	9/10/2018	1,033,200	1,033,200	-	1,033,200	1,033,200	2018/2019
Sub-Total		7,351,786	6,316,906	1,033,200	7,350,106		
supply of services							
KAMANDU EA LIMITED	23/11/2018	185,404	185,404	-	185,404	185,404	2018/2019
BLESSED EVENTS AND ENTERTAINMENT COMPANY	20/1/2019	70,000	70,000	-	70,000	70,000	2018/2019
BLESSED EVENTS AND ENTERTAINMENT COMPANY	20/07/2019	10,000	10,000	-	10,000	10,000	2019/2020
NANYUKI VACATIONAL TRAINING CENTRE	6/08/2019	32,000	32,000	-	32,000	32,000	2020/2021
HIVE CLEAN CARE	2/01/2020	79,000	79,000	-	79,000	79,000	2019/2020
MARONY TRAVEL AGENCIES	8/01/2020	85,325	85,325	-	85,325	85,325	2020/2021
THE OLDHOUSE NANYUKI	1/06/2020	57,950	57,950	-	57,950	57,950	2020/2021
GOLDENBULLS LTD	26/1/2020	24,000	24,000	-	24,000	24,000	2020/2021
HIVE CLEAN CARE	27/03/2020	78,000	78,000	-	78,000	78,000	2019/2020
AFRICAN TOUCH SAFARIS LTD		12,395	12,395	-	12,395	12,395	2020/2021
AFRICAN TOUCH SAFARIS LTD		8,999	8,999	-	8,999	8,999	2020/2021
POSTAL CORPORATION OF KENYA		7,700	7,700	-	7,700	7,700	2020/2021
DENMARK INVESTMENTS	2/06/2020	225,000	225,000	-	225,000	225,000	2019/2020
LAIKIPIA VILLE AGENCIES	27/07/2020	32,640	32,640	-	32,640	32,640	2020/2021
LAIKIPIA VILLE AGENCIES	13/08/2020	33,096	33,096	-	33,096	33,096	2020/2021
WALKERS KIKWETU ENTERPRISE	4/09/2020	140,500	140,500	-	140,500	140,500	2020/2021
BLESSED EVENTS AND ENTERTAINMENT COMPANY	8/09/2020	50,000	50,000	-	50,000	50,000	2020/2021

LAIKIPIA COUNTY GOVERNMENT
Reports and Financial Statements
For the period ended September 30, 2021

WANYONI AUTO ENTERPRISES AND PARTNER	28/09/2020	39,350	39,350	-	-	39,350	2020/2021
NYAHURURU WATER&SANITATION		20,723	20,723	-	-	20,723	2020/2021
BLESSED EVENTS AND ENTERTAINMENT COMPANY	21/09/2020	20,000	20,000	-	-	20,000	2020/2021
BLESSED EVENTS AND ENTERTAINMENT COMPANY	29/09/2020	25,000	25,000	-	-	25,000	2020/2021
BLESSED EVENTS AND ENTERTAINMENT COMPANY	22/10/2020	15,000	15,000	-	-	15,000	2020/2021
WALKERS KIKWETU ENTERPRISE	22/10/2020	219,000	219,000	-	-	219,000	2020/2021
BLESSED EVENTS AND ENTERTAINMENT COMPANY	29/10/2020	15,000	15,000	-	-	15,000	2020/2021
LAIKIPIA VILLE AGENCIES	27/07/2020	33,096	33,096	-	-	33,096	2020/2021
OLDUPAI COMPANY LIMITED	10/11/2020	172,000	172,000	-	-	172,000	2020/2021
UJUZI NA BIASHARA	27/10/2020	148,200	148,200	-	-	148,200	2020/2021
WALKERS KIKWETU	16/11/2020	28,000	28,000	-	-	28,000	2020/2021
AWESOME CONCEPT LIMITED	26/4/2021	2,950,000	2,950,000	-	-	2,950,000	2020/2021
WALKERS KIKWETU ENTERPRISE	24/11/2020	30,000	30,000	-	-	30,000	2020/2021
UPGRADED GENERAL TRADERS	4/12/2020	35,000	35,000	-	-	35,000	2020/2021
BLESSED EVENTS AND ENTERTAINMENT COMPANY	8/12/2020	30,000	30,000	-	-	30,000	2020/2021
AUTOSPIN GARAGE	9/11/2020	593,000	593,000	-	-	593,000	2020/2021
BLESSED EVENTS AND ENTERTAINMENT COMPANY	18/12/2020	35,000	35,000	-	-	35,000	2020/2021
NYAHURURU WATER&SANITATION		8,900	8,900	-	-	8,900	2020/2021
WALKERS KIKWETU ENTERPRISE	28/12/2020	300,000	300,000	-	-	300,000	2020/2021
BLESSED EVENTS AND ENTERTAINMENT COMPANY	28/12/2020	30,000	30,000	-	-	30,000	2020/2021
BLESSED EVENTS AND ENTERTAINMENT COMPANY	4/01/1900	25,000	25,000	-	-	25,000	2020/2021

LAIKIPIA COUNTY GOVERNMENT
Reports and Financial Statements
For the period ended September 30, 2021

POSTAL CORPORATION OF KENYA		9,450	9,450	-	-	9,450	2020/2021
AWESOME CONCEPT LIMITED	12/01/2021	580,000	580,000	-	-	580,000	2020/2021
GIKERA & VADGAMA ADVOCATES	3/02/2021	150,000	150,000	-	-	150,000	2020/2021
RENTOKIL INITIAL		13,896	13,896	-	-	13,896	2020/2021
BLESSED EVENTS AND ENTERTAINMENT COMPANY	9/02/2021	25,000	25,000	-	-	25,000	2020/2021
BLESSED EVENTS AND ENTERTAINMENT COMPANY	9/02/2021	25,000	25,000	-	-	25,000	2020/2021
BLESSED EVENTS AND ENTERTAINMENT COMPANY	12/02/2021	25,000	25,000	-	-	25,000	2020/2021
BLESSED EVENTS AND ENTERTAINMENT COMPANY	9/02/2021	30,000	30,000	-	-	30,000	2020/2021
BLESSED EVENTS AND ENTERTAINMENT COMPANY	10/02/2021	20,000	20,000	-	-	20,000	2020/2021
LAIKIPIA VILLE AGENCIES	11/12/2020	45,110	45,110	-	-	45,110	2020/2021
GOLDEN BULLS LTD	23/03/2021	132,400	132,400	-	-	132,400	2020/2021
POSTAL CORPORATION OF KENYA	2/03/2021	315,200	315,200	-	-	315,200	2020/2021
GOLDEN BULLS LTD	9/04/2021	40,500	36,000	-	-	36,000	2020/2021
SPORTMAN ARM HOTEL	1/04/2019	170,800	170,800	-	-	170,800	2018/2019
MUCHEMI & CO. ADVOCATES	25/04/2021	2,602,000	2,602,000	-	-	2,602,000	2020/2021
POSTAL CORPORATION OF KENYA		22,930	22,930	-	-	22,930	2020/2021
REMISAF INVESTMENT COMPANY	10/02/2021	370,000	370,000	-	-	370,000	2020/2021
KENYA POWER AND LIGHTING		2,352,154	2,352,154	-	-	2,352,154	2020/2021
Sub-Total		12,833,718	12,829,218	-	-	12,829,218	
Grand Total		44,428,870	31,203,879	6,494,888	-	37,698,767	

LAIKIPIA COUNTY GOVERNMENT
Reports and Financial Statements
For the period ended September 30, 2021

FINANCE PLANNING AND COUNTY DEVELOPMENT							
SUPPLIER/CONTRACTOR	DATE CONTRACTED	LPO/LSO AMOUNT	OUTSTANDING AMOUNTS B/D	ADDITIONS DURING THE PERIOD	PAYMENTS DURING THE PERIOD	OUTSTANDING CARRIED DOWN	ORIGINATING FY PERIOD
A	B	C	D	E	F = C+D-E	G	
Construction of Buildings							
BEKED CONSTRUCTION CO.LTD	7/04/2017	1,105,445	924,600	-	-	924,600	2019/2020
WEB COMMERCIAL LIMITED/ LAIKIPIA COUNTY DEPOSIT ACCOUNT	29/06/2019	51,383,583	598,990	-	-	598,990	2018/2019
COMMISSIONER OF VAT	29/06/2019	51,383,583	103,274	-	-	103,274	2018/2019
INCOME TAX MAIN COLLECTION ACCOUNT	29/06/2019	51,383,583	179,697	-	-	179,697	2018/2019
WEB COMMERCIAL LIMITED	29/06/2019	51,383,583	14,866,066	-	-	14,866,066	2018/2019
LAMPSTAND HOLDINGS LIMITED	27/03/2017	1,783,720	-	1,699,454	-	1,699,454	2016/2017
Sub-Total		208,423,497	16,672,627	1,699,454	-	18,372,081	
CONSTRUCTION OF CIVIL WORKS							
NAVOLOR HOLDINGS CO.LTD	26/06/2020	3,576,940	2,576,940	-	-	2,576,940	2019/2020
ABACIA ALLION MERCHANTS	26/06/2020	3,064,140	3,064,140	-	-	3,064,140	2019/2020
LANESPRO CONTRACTORS LTD	26/06/2020	3,905,162	3,905,162	-	-	3,905,162	2019/2020
LOOKUP SUPPLIES	7/09/2021	25,000	25,000	-	-	25,000	2020/2021
MITZ EARTHWORK KENYA LTD	15/06/2020	3,938,107	3,938,107	-	-	3,938,107	2020/2021
BOTNIM LIMITED		3,189,766	3,189,766	-	-	3,189,766	2020/2021
GO CONSTRUCTION COMPANY	17/02/2021	3,707,894	-	3,707,894	-	3,707,894	2020/2021
LAMPSTAND HOLDINGS LIMITED		240,000	-	240,000	-	240,000	2020/2021
LAMPSTAND HOLDINGS LIMITED	27/04/2017	1,182,272	-	1,182,272	-	1,182,272	2020/2021
Sub-Total		22,829,281	16,699,115	5,130,166	-	21,829,281	

LAIKPIA COUNTY GOVERNMENT
Reports and Financial Statements
For the period ended September 30, 2021

supply of goods													
TRAVELSHOPPE COMPANY LTD	14/04/2020	1,733,547	1,733,547	1,733,547	-	-	-	-	1,733,547	-	-	1,733,547	2019/2020
COMMISSIONER OF VAT	15/09/2020	159,200	159,200	2,745	-	-	-	-	2,745	-	-	2,745	2020/2021
CANDIMO LIMITED	2/07/2020	3,902,950	3,902,950	302,950	-	-	-	-	302,950	-	-	302,950	2020/2021
MFI DOCUMENT SOLUTION	31/03/2021	175,800	175,800	175,800	-	-	-	-	175,800	-	-	175,800	2020/2021
COMMISSIONER OF VAT		39,600	39,600	683	-	-	-	-	683	-	-	683	2020/2021
KATHINI TRADERS	16/02/2021	398,000	398,000	398,000	-	-	-	-	398,000	-	-	398,000	2020/2021
MARWAGI ENTERPRISES	30/03/2021	280,000	280,000	280,000	-	-	-	-	280,000	-	-	280,000	2020/2021
LAMCOOH TOP TECH	25/01/2021	580,850	580,850	580,850	-	-	-	-	580,850	-	-	580,850	2020/2021
DYTONDOWN PRINTERS & SUPPLIES LTD	22/04/2021	133,400	133,400	133,400	-	-	-	-	133,400	-	-	133,400	2020/2021
JAQANAZ	2/01/2021	132,000	132,000	132,000	-	-	-	-	132,000	-	-	132,000	2020/2021
ANNEPHINE ENTERPRISES CO. LTD	18/05/2020	1,287,000	1,287,000	1,287,000	-	-	-	-	1,287,000	-	-	1,287,000	2019/2020
DYTONDOWN PRINTERS & SUPPLIES LTD	22/04/2021	310,050	310,050	310,050	-	-	-	-	310,050	-	-	310,050	2020/2021
INCOME TAX MAIN COLLECTION ACCOUNT	1/08/2020	3,800,000	3,800,000	57,000	-	-	-	-	57,000	-	-	57,000	2020/2021
MARWAGI ENTERPRISES	6/10/2021	290,800	290,800	290,800	-	-	-	-	290,800	-	-	290,800	2020/2021
Sub-Total		13,223,197	13,223,197	5,684,825	-	-	-	-	5,684,825	-	-	5,684,825	
supply of services													
WEB COMMERCIAL LIMITED	29/06/2019	51,383,583	51,383,583	1,619,062	-	-	-	-	1,619,062	-	-	1,619,062	2018/2019
NASIOKI AUCTIONEERS	8/09/2021	242,968	242,968	242,968	-	-	-	-	242,968	-	-	242,968	2020/2021
SCALES AND SOFTWARE	20/03/2020	103,620	103,620	1,089,820	-	-	-	-	1,089,820	-	-	1,089,820	2019/2020
SCALES AND SOFTWARE	20/03/2020	103,620	103,620	1,109,540	-	-	-	-	1,109,540	-	-	1,109,540	2019/2020
SCALES AND SOFTWARE	20/03/2020	103,620	103,620	1,143,760	-	-	-	-	1,143,760	-	-	1,143,760	2019/2020
STANDARD GROUP	9/02/2020	86,640	86,640	86,640	-	-	-	-	86,640	-	-	86,640	2019/2020
WALKERS KIKWETU	10/03/2020	54,300	54,300	54,300	-	-	-	-	54,300	-	-	54,300	2019/2020

LAIKIPIA COUNTY GOVERNMENT
Reports and Financial Statements
For the period ended September 30, 2021

WALKERS KIKWETU	10/04/2020	32,400	32,400	-	-	32,400	2019-2020
WALKERS KIKWETU	9/06/2020	35,100	35,100	-	-	35,100	2019/2020
WALKERS KIKWETU	9/07/2020	37,500	37,500	-	-	37,500	2020/2021
WALKERS KIKWETU	29/10/2020	18,000	18,000	-	-	18,000	2020/2021
STORMS RESORT AND CAMPSITE	11/10/2020	342,000	342,000	-	-	342,000	2020/2021
THOMPSON FALLS LODGE	25/11/2020	38,400	38,400	-	-	38,400	2020/2021
STANDARD GROUP	29/12/2020	86,640	86,640	-	-	86,640	2020/2021
STANDARD GROUP	4/01/2021	109,620	109,620	-	-	109,620	2020/2021
BEISA HOTEL	2/08/2021	41,760	41,760	-	-	41,760	2020/2021
CASTEL TECHNOLOGIES	18/02/2021	470,000	470,000	-	-	470,000	2020/2021
KENKARI CONTRACTORS & GENERAL SUPPLIES	11/11/2019	1,800,000	1,800,000	-	-	1,800,000	2019/2020
COMMISSIONER OF VAT	1/08/2020	3,800,000	19,655	-	-	19,655	2020/2021
VIVO ENERGY KENYA	5/07/2021	300,000	100,000	-	-	100,000	2020/2021
GOLDEN BULLS LTD	31/05/2021	75,500	75,500	-	-	75,500	2020/2021
VIVO ENERGY KENYA	6/10/2021	300,000	300,000	-	-	300,000	2020/2021
VIVO ENERGY KENYA	6/10/2021	300,000	300,000	-	-	300,000	2020/2021
SUNSTAR HOTEL	25/5/2021	2,250,000	2,250,000	-	-	2,250,000	2020/2021
GOLDEN BULLS LTD	6/09/2021	70,000	70,000	-	-	70,000	2020/2021
WAMIRA & ASSOCIATES LLP	3/07/2020	5,974,000	5,974,000	-	-	5,974,000	2020/2021
Sub-Total		68,159,271	17,446,665	-	-	17,446,665	
Grand Total		312,635,246	56,503,232	6,829,620	-	63,332,852	

LAIKPIA COUNTY GOVERNMENT
Reports and Financial Statements
For the period ended September 30, 2021

HEALTH & MEDICAL SERVICES									
SUPPLIER/CONTRACTOR	DATE CONTRACTED	LPO/LSO AMOUNT	OUTSTANDING AMOUNTS B/D	ADDITIONS DURING THE PERIOD	PAYMENTS DURING THE PERIOD	OUTSTANDING CARRIED DOWN	ORIGINATING FY PERIOD		
A	B	C	D	E	F = C+D-E	G			
Construction of Buildings									
AMOTHING CONSTRUCTION LIMITED	26/04/2018	1,016,972	1,016,972	-	-	1,016,972	2018/2019		
Sub-Total		1,016,972	1,016,972			1,016,972			
Construction of civil works									
MEDISERVE HEALTH CARE LTD	4/07/2020	1,498,272	1,498,272	-	-	1,498,272	2020/2021		
Sub-Total		1,498,272	1,498,272			1,498,272			
supply of goods									
JACESTO INVESTMENT	9/03/2020	52,970	52,970	-	-	52,970	2020/2021		
MULTIGEN SUPPLIES	5/07/2019	110,300	110,300	-	-	110,300	2019/2020		
MULTIGEN SUPPLIES	5/07/2019	36,650	26,650	-	-	26,650	2019/2020		
MULTIGEN SUPPLIES	5/07/2019	220,700	220,700	-	-	220,700	2019/2020		
MULTIGEN SUPPLIES	5/07/2019	830,000	830,000	-	-	830,000	2019/2020		
MULTIGEN SUPPLIES	5/07/2019	423,850	423,850	-	-	423,850	2019/2020		
ALICOYA MERCHANTS	9/03/2020	779,000	779,000	-	-	1,664,470	2020/2021		
ALICOYA MERCHANTS	9/03/2020	121,100	121,100	-	-		2020/2021		
SIFARM DIARIES	8/03/2020	146,300	146,300	-	-	146,300	2020/2021		
JOSNJI ENTERPRISES	9/03/2020	810,000	810,000	-	-	810,000	2020/2021		
JOSNJI ENTERPRISES	9/03/2020	849,500	849,500	-	-	849,500	2020/2021		
JOSNJI ENTERPRISES	9/03/2020	420,500	420,500	-	-	420,500	2020/2021		
JOSNJI ENTERPRISES	9/03/2020	356,500	356,500	-	-	356,500	2020/2021		
THINGIA MAMBO	4/01/2021	178,532	178,532	-	-	178,532	2020/2021		
ALLMED MEDICAL SUPPLIES	28/05/2020	197,000	197,000	-	-	197,000	2020/2021		
SIFARM DIARIES	10/02/2020	151,200	151,200	-	-	151,200	2020/2021		

LAIKIPIA COUNTY GOVERNMENT
Reports and Financial Statements
For the period ended September 30, 2021

DANVOUR INVESTMENT	21/08/2020	159,800	159,800	159,800	-	-	159,800	2020/2021
SIFARM DIARIES	7/01/2020	148,400	148,400	148,400	-	-	148,400	2020/2021
NANYUKI GLORY HARDWARE	16/03/2020	49,000	49,000	49,000	-	-	49,000	2020/2021
PENTA MEDICALS LTD	3/03/2020	505,500	505,500	505,500	-	-	505,500	2020/2021
JACA AFRICA	15/4/2021	2,500,000	2,500,000	2,500,000	-	-	2,500,000	2020/2021
COMMODORE INTERNATIONAL LIMITED	14/4/2021	6,250,000	6,250,000	6,250,000	-	-	6,250,000	2020/2021
BUR AD INVESTMENT	2/04/2021	3,250,000	3,250,000	3,250,000	-	-	3,250,000	2020/2021
SIPICHEM PHARMACEUTICALS	16/04/2020	163,595	163,595	163,595	-	-	163,595	2020/2021
SIPICHEM PHARMACEUTICALS	16/04/2020	125,000	125,000	125,000	-	-	125,000	2020/2021
AMESTAR ENTERPRISES	9/03/2020	306,936	306,936	306,936	-	-	306,936	2020/2021
JACESTO INVESTMENT	9/03/2020	63,080	63,080	63,080	-	-	63,080	2020/2021
WACKLIC AGENCIES	22/04/2021	133,500	133,500	133,500	-	-	133,500	2020/2021
KENYA MEDICAL SUPPLY AUTHORITY	19/3/2020	1,517,550	1,517,550	1,517,550	-	-	1,517,550	2020/2021
MWANGAZA GAS SUPPLIERS	9/03/2020	168,000	168,000	168,000	-	-	168,000	2020/2021
COREPLIX LIMITED	17/05/2020	426,320	426,320	42,630	-	-	42,630	2020/2021
SHELBI ENTERPRISES	31/05/2021	330,940	330,940	330,940	-	-	330,940	2020/2021
MEGAPOT ENTERPRISES	9/03/2020	270,316	270,316	270,316	-	-	270,316	2020/2021
MEGAPOT ENTERPRISES	9/03/2020	125,499	125,499	125,499	-	-	125,499	2020/2021
TAIFA BUTCHERY	9/03/2020	53,714	53,714	53,714	-	-	53,714	2020/2021
MEGAPOT ENTERPRISES	9/03/2020	391,573	391,573	391,573	-	-	391,573	2020/2021
KENLINK ELECICALS	24/07/2020	77,115	77,115	77,115	-	-	77,115	2020/2021
ZAKIMA VENTURES	9/03/2020	331,205	331,205	331,205	-	-	331,205	2020/2021
ZAKIMA VENTURES	9/03/2020	325,187	325,187	325,187	-	-	325,187	2020/2021
MEGAPOT ENTERPRISES	9/03/2020	290,861	290,861	290,861	-	-	290,861	2020/2021
SANCY GENERAL ENTERPRISES	8/03/2020	113,020	113,020	113,020	-	-	113,020	2020/2021
CAELE INVESTMENT COMPANY LTD	30/10/2020	728,000	728,000	728,000	-	-	728,000	2020/2021

LAIKIPIA COUNTY GOVERNMENT
Reports and Financial Statements
For the period ended September 30, 2021

MEDIX EAST AFRICA LIMITED	19/8/2020	110,000	110,000	-	-	-	110,000	2020/2021
ZAKIMA VENTURES	9/03/2020	332,208	332,208	-	-	-	332,208	2020/2021
MEDIX EAST AFRICA LIMITED	10/07/2020	848,400	848,400	-	-	-	848,400	2020/2021
ALLMED MEDICAL SUPPLIES LIMITED	10/07/2020	185,400	185,400	-	-	-	185,400	2020/2021
ALLMED MEDICAL SUPPLIES LIMITED	10/07/2020	723,000	723,000	-	-	-	723,000	2020/2021
ARCHIRAL PHARMACEUTICALS	9/10/2020	52,580	52,580	-	-	-	52,580	2020/2021
KENLINK ELECTRICALS	21/9/2020	75,950	75,950	-	-	-	75,950	2020/2021
CAELE INVESTMENT COMPANY LTD	23/07/2021	966,000	966,000	-	-	-	966,000	2020/2021
GERRY SUPPLIES LTD	23/07/2020	954,000	935,500	-	-	-	935,500	2020/2021
SHELBI ENTERPRISES	2/10/2020	343,793	343,793	-	-	-	343,793	2020/2021
MEGAPOT ENTERPRISES	9/03/2020	388,706	388,706	-	-	-	388,706	2020/2021
BONDENI TREES ENTERPRISES	9/03/2020	176,328	176,328	-	-	-	176,328	2020/2021
ZAKIMA VENTURES	9/03/2020	335,512	335,512	-	-	-	335,512	2020/2021
JACESTO INVESTMENT	9/03/2020	69,240	69,240	-	-	-	69,240	2020/2021
TAIFA BUTCHERY	9/03/2020	59,615	59,615	-	-	-	59,615	2020/2021
SUPPLY SOLUTIONS	8/06/2020	2,000,000	2,000,000	-	-	-	2,000,000	2020/2021
MEGAPOT ENTERPRISES	9/03/2020	376,652	376,652	-	-	-	376,652	2020/2021
ALLMED MEDICAL SUPPLIES	30/11/2020	207,600	207,600	-	-	-	207,600	2020/2021
WAGAKUMU TRADERS	1/12/2020	22,300	22,300	-	-	-	22,300	2020/2021
WACKLIC AGENCIES	12/02/2020	109,500	109,500	-	-	-	109,500	2020/2021
ALLMED MEDICAL SUPPLIES	7/03/2020	8,980,000	8,980,000	-	-	-	8,980,000	2020/2021
ALLMED MEDICAL SUPPLIES	7/10/2020	8,990,000	8,980,000	-	-	-	8,980,000	2020/2021
SANCY GENERAL ENTERPRISES	1/12/2020	244,051	244,051	-	-	-	244,051	2020/2021
THINGIA MAMBO	1/12/2020	207,952	207,952	-	-	-	207,952	2020/2021
SHELBI ENTERPRISES	1/12/2020	321,267	321,267	-	-	-	321,267	2020/2021
AMBER PHARMACEUTICALS LIMITED	7/12/2021	2,000,000	2,000,000	-	-	-	2,000,000	2020/2021
BONDENI TREES ENTERPRISES	9/03/2020	177,984	177,984	-	-	-	177,984	2020/2021

LAIKIPIA COUNTY GOVERNMENT
Reports and Financial Statements
For the period ended September 30, 2021

KENYA POWER AND LIGHTING CO.LTD			4,665,476				4,665,476			2020/2021
MFI DOCUMENT SOLUTION LTD	11/01/2021		58,000				58,000			2020/2021
WAGAKUMU TRADERS	4/01/2021		25,000				22,300			2020/2021
ALLMED MEDICAL SUPPLIES LTD	22/02/2021		394,400				394,400			2020/2021
PENTA MEDICAL LTD	18/1/2021		493,000				493,000			2020/2021
SHELBI ENTERPRISES	4/01/2021		335,120				335,120			2020/2021
MEGAPOT ENTERPRISES	9/03/2020		388,706				388,706			2020/2021
JACESTO INVESTMENT	9/03/2020		69,240				69,240			2020/2021
TAIFA BUTCHERY	9/03/2020		48,652				48,652			2020/2021
WEST PHARMACY	9/03/2020		1,069,800				1,069,800			2020/2021
SANCY GENERAL ENTERPRISES	4/01/2021		263,150				263,150			2020/2021
AMESTER ENTERPRISES	25/11/2020		292,320				292,320			2020/2021
MUIBAR VENTURES	9/03/2020		240,000				240,000			2020/2021
RANY WORKS LIMITED	9/03/2020		67,500				67,500			2020/2021
RANY WORKS LIMITED	9/03/2020		67,500				67,500			2020/2021
ARCHIRAL PHARMACEUTICALS	24/06/2021		396,000				396,000			2020/2021
ARCHIRAL PHARMACEUTICALS	24/06/2021		289,200				289,200			2020/2021
MEDIX EAST AFRICA LIMITED	2/01/2021		858,000				858,000			2020/2021
MEDIX EAST AFRICA LIMITED	2/01/2021		716,000				716,000			2020/2021
NJOIASA ENTERPRICE	29/1/2021		409,598				409,598			2020/2021
KENLINK ELECTRICALS	9/02/2021		25,186				25,186			2020/2021
ALLMED MEDICAL SUPPLIES LTD	15/2/2021		1,299,100				1,299,100			2020/2021
WAGAKUMU TRADERS	1/02/2021		25,000				22,300			2020/2021
ALLMED MEDICAL SUPPLIES LTD	22/2/2021		1,299,100				1,299,100			2020/2021
JACESTO INVESTMENT	9/03/2020		69,240				69,240			2020/2021
JACESTO INVESTMENT	9/03/2020		33,900				33,900			2020/2021
TAIFA BUTCHERY	9/03/2020		36,535				36,535			2020/2021

LAIKIPIA COUNTY GOVERNMENT
Reports and Financial Statements
For the period ended September 30, 2021

SHELBI ENTERPRISES	1/02/2021	317,080	317,080	-	-	317,080	2020/2021
THINGIA MAMBO	1/02/2021	201,979	201,979	-	-	201,979	2020/2021
MEGAPOT ENTERPRISES	9/03/2021	368,392	368,392	-	-	368,392	2020/2021
JACESTO INVESTMENT	9/03/2020	69,240	69,240	-	-	69,240	2020/2021
ALLMED MEDICAL SUPPLIES LTD	3/01/2021	1,146,800	1,146,800	-	-	1,146,800	2020/2021
SANCY GENERAL ENTERPRISES	2/02/2021	198,610	198,610	-	-	198,610	2020/2021
ARCHIRAL PHARMACEUTICALS	26/2/2021	245,000	245,000	-	-	245,000	2020/2021
PLAN HEALTHCARE LTD	3/08/2021	1,842,908	1,842,908	-	-	1,842,908	2020/2021
ZIONVILLE GENERAL AGENCY	1/12/2020	240,000	240,000	-	-	240,000	2020/2021
WAGAKUMU TRADERS	1/03/2021	25,000	25,000	-	-	25,000	2020/2021
OXYPLUS INTERNATIONAL COMP	7/12/2021	215,000	215,000	-	-	215,000	2020/2021
MEDITEAM LIMITED	15/03/2021	179,000	179,000	-	-	179,000	2020/2021
GEEWEST ENTERPRISES	16/03/2021	400,000	400,000	-	-	400,000	2020/2021
KOTRIA INVESTMENTS LIMITED	23/03/2021	161,250	161,250	-	-	161,250	2020/2021
WEST PHARMACY	9/03/2020	266,500	266,500	-	-	266,500	2020/2021
MEDIKEN LIMITED	23/03/2021	548,500	548,500	-	-	548,500	2020/2021
MUNAWARA HOLDING LTD	25/2/2021	600,000	600,000	-	-	600,000	2020/2021
MEGAPOT ENTERPRISES	9/03/2020	395,155	395,155	-	-	395,155	2020/2021
JACESTO INVESTMENT	9/03/2020	69,240	69,240	-	-	69,240	2020/2021
TAIFA BUTCHERY	9/03/2020	38,266	38,266	-	-	38,266	2020/2021
SANCY GENERAL ENTERPRISES	1/03/2021	290,920	290,920	-	-	290,920	2020/2021
THINGIA MAMBO	1/03/2021	232,557	232,557	-	-	232,557	2020/2021
SHELBI ENTERPRISES	1/03/2021	316,140	316,140	-	-	316,140	2020/2021
MIPAKI ENTERPRISES	9/03/2020	600,000	600,000	-	-	600,000	2020/2021
D WANDUH LOGISTICS AND SUPPLIES	30/3/2021	148,800	148,800	-	-	148,800	2020/2021
ARCHIRAL PHARMACEUTICALS	9/04/2021	250,000	250,000	-	-	250,000	2020/2021
CAELE INVESTMENT COMPANY LTD	4/12/2021	750,000	750,000	-	-	750,000	2020/2021

LAIKIPIA COUNTY GOVERNMENT
Reports and Financial Statements
For the period ended September 30, 2021

MWANGAZA GAS SUPPLIERS	9/03/2020	168,000	168,000	-	-	168,000	2020/2021
WAGAKUMU TRADERS	1/04/2021	25,000	25,000	-	-	25,000	2020/2021
ARCHIRAL PHARMACEUTICALS	13/04/2021	245,000	245,000	-	-	245,000	2020/2021
DENWORTH LTD	14/4/2021	1,000,000	1,000,000	-	-	1,000,000	2020/2021
WEST PHARMACY	9/03/2020	549,300	549,300	-	-	549,300	2020/2021
WEST PHARMACY	9/03/2020	1,925,500	1,925,500	-	-	1,925,500	2020/2021
VILOTEK KENYA LTD	22/4/2021	750,000	750,000	-	-	750,000	2020/2021
GEEWEST ENTERPRISES	9/03/2020	350,000	350,000	-	-	350,000	2020/2021
PENTA MEDICAL LTD	15/4/2021	1,381,772	1,381,772	-	-	1,381,772	2020/2021
MFI DOCUMENT SOLUTION LTD	23/3/2021	72,500	72,500	-	-	72,500	2020/2021
MICROMERITICS ENTERPRISES LTD	13/04/2021	426,400	426,400	-	-	426,400	2020/2021
SUNCARE MEDICAL&SURGICAL SUPPLIES	14/4/2021	2,600,000	2,600,000	-	-	2,600,000	2020/2021
JACESTO INVESTMENT	9/03/2020	65,400	65,400	-	-	65,400	2020/2021
JACESTO INVESTMENT	9/03/2020	22,600	22,600	-	-	22,600	2020/2021
TAIFA BUTCHERY	9/03/2020	61,346	61,346	-	-	61,346	2020/2021
SANCY GENERAL ENTERPRISES	1/04/2021	210,610	210,610	-	-	210,610	2020/2021
SHELBI ENTERPRISES	1/04/2021	374,210	374,210	-	-	374,210	2020/2021
THINGIA MAMBO	1/04/2021	241,315	241,315	-	-	241,315	2020/2021
JOROSEATE VENTURES LTD	26/04/2021	70,800	82,050	-	-	82,050	2020/2021
METLEK VENTURES	26/04/2021	53,440	53,440	-	-	53,440	2020/2021
METLEK VENTURES	26/04/2021	12,050	12,050	-	-	12,050	2020/2021
ZIONVILLE GENERAL AGENCY	4/01/2021	300,000	300,000	-	-	300,000	2020/2021
MEGAPOT ENTERPRISES	9/03/2020	392,850	392,850	-	-	392,850	2020/2021
RANY WORKS LIMITED	9/03/2020	145,000	145,000	-	-	145,000	2020/2021
DEKAAN ENGINEERING & GASES	9/03/2020	315,800	315,800	-	-	315,800	2020/2021
CAELE INVESTMENT COMPANY LTD	5/05/2021	3,150,000	3,150,000	-	-	3,150,000	2020/2021

LAIKPIA COUNTY GOVERNMENT
Reports and Financial Statements
For the period ended September 30, 2021

SUPPLY SOLUTION LTD	5/06/2021	3,500,000	3,500,000	-	-	3,500,000	-	3,500,000	2020/2021
DEKAAN ENG. AND GASES	4/05/2021	419,000	419,000	-	-	419,000	-	419,000	2020/2021
CHEM LABS LTD	9/03/2020	392,250	392,250	-	-	392,250	-	392,250	2020/2021
ALLMED MEDICAL SUPPLIES LTD	6/05/2021	480,000	480,000	-	-	480,000	-	480,000	2020/2021
WEST PHARMACY	22/4/2021	290,460	290,460	-	-	290,460	-	290,460	2020/2021
JOROSEATE VENTURES LTD	5/05/2021	118,700	118,700	-	-	118,700	-	118,700	2020/2021
ARCHIRAL PHARMACEUTICALS	11/05/2021	345,000	345,000	-	-	345,000	-	345,000	2020/2021
ARCHIRAL PHARMACEUTICALS	11/05/2021	96,800	96,800	-	-	96,800	-	96,800	2020/2021
ARCHIRAL PHARMACEUTICALS	11/05/2021	329,250	329,250	-	-	329,250	-	329,250	2020/2021
OXYPLUS INTERNATIONAL	9/03/2020	195,000	195,000	-	-	195,000	-	195,000	2020/2021
WEST PHARMACY	9/03/2021	2,000,000	2,000,000	-	-	2,000,000	-	2,000,000	2020/2021
WEST PHARMACY	9/03/2020	112,000	112,000	-	-	112,000	-	112,000	2020/2021
MEDIX EAST AFRICA LIMITED	30/3/2021	399,000	399,000	-	-	399,000	-	399,000	2020/2021
LAMCOOH	9/03/2020	360,000	360,000	-	-	360,000	-	360,000	2020/2021
MEGAPOT ENTERPRISES	9/03/2020	371,809	371,809	-	-	371,809	-	371,809	2020/2021
JACESTO INVESTMENT	9/03/2020	69,240	69,240	-	-	69,240	-	69,240	2020/2021
TAIFA BUTCHERY	9/03/2020	53,845	53,845	-	-	53,845	-	53,845	2020/2021
SANCY GENERAL ENTERPRISES	3/05/2021	239,180	239,180	-	-	239,180	-	239,180	2020/2021
CEDARWOOD DAIRY FARM	3/05/2021	126,504	126,504	-	-	126,504	-	126,504	2020/2021
SHELBI ENTERPRISES	3/05/2021	347,760	347,760	-	-	347,760	-	347,760	2020/2021
THINGIA MAMBO	3/05/2021	236,140	236,140	-	-	236,140	-	236,140	2020/2021
ARCHIRAL PHARMACEUTICALS	22/04/2021	30,000	30,000	-	-	30,000	-	30,000	2020/2021
WEST PHARMACY	9/03/2020	431,500	431,500	-	-	431,500	-	431,500	2020/2021
RANY WORKS LIMITED	9/03/2020	67,500	67,500	-	-	67,500	-	67,500	2020/2021
WEST PHARMACY	9/03/2020	1,100,000	1,100,000	-	-	1,100,000	-	1,100,000	2020/2021
ESTAM TRADERS LTD	6/02/2021	163,102	163,102	-	-	163,102	-	163,102	2020/2021
KOTRIA INVESTMENTS LIMITED	8/06/2021	249,750	249,750	-	-	249,750	-	249,750	2020/2021

LAIKIPIA COUNTY GOVERNMENT
Reports and Financial Statements
For the period ended September 30, 2021

PENTA MEDICAL LTD	6/02/2021	586,100	586,100	-	-	586,100	2020/2021
WEST PHARMACY	6/02/2021	369,900	369,900	-	-	369,900	2020/2021
WEST PHARMACY	9/03/2020	22,200	22,200	-	-	22,200	2020/2021
KIWAN HARDWARE	17/05/2021	73,000	73,000	-	-	73,000	2020/2021
ABOVELIMITS ENTERPRISES	16/06/2021	179,000	179,000	-	-	179,000	2020/2021
WEST PHARMACY	9/03/2020	11,000	11,000	-	-	11,000	2020/2021
DEKAAN ENG. AND GASES	8/06/2021	281,000	281,000	-	-	281,000	2020/2021
WEST PHARMACY	9/03/2020	40,000	40,000	-	-	40,000	2020/2021
ARCHIRAL PHARMACEUTICALS	9/06/2021	237,600	237,600	-	-	237,600	2020/2021
ARCHIRAL PHARMACEUTICALS	10/06/2021	242,000	242,000	-	-	242,000	2020/2021
KENLINK ELECTRICALS	8/06/2021	42,200	42,200	-	-	42,200	2020/2021
KIWAN HARDWARE	23/06/2021	18,460	18,460	-	-	18,460	2020/2021
KENLINK ELECTRICALS	19/2/2021	98,966	98,966	-	-	98,966	2020/2021
GENTEEL INESTMENTS LIMITED	9/03/2020	58,500	58,500	-	-	58,500	2020/2021
NDUNGLEEH GENERAL PRINTERS & SUPPLIES	9/03/2020	160,000	160,000	-	-	160,000	2020/2021
THINGIA MAMBO	31/05/2021	234,863	234,863	-	-	234,863	2020/2021
KENLINK ELECTRICALS	25/06/2021	165,250	165,250	-	-	165,250	2020/2021
WACKLIC AGENCIES	23/02/2021	443,500	443,500	-	-	443,500	2020/2021
Sub-Total - supply of goods supply of services		108,483,533	108,077,193	-	-	108,077,193	
MIRIKA GENERAL MERCHANTS	17/6/2020	750,000	750,000	-	-	750,000	2020/2021
WALKERS KIKWETU	4/01/2020	245,000	245,000	-	-	245,000	2020/2021
SHUTTLE AUTO GARAGE	16/03/2020	15,780	15,780	-	-	15,780	2020/2021
LIONS COURT INN (K) LTD	3/04/2020	138,000	138,000	-	-	138,000	2020/2021
WALKERS KIKWETU	4/01/2020	615,600	615,600	-	-	615,600	2020/2021
RUMURUTI FIESTA HOTEL	4/03/2020	284,700	284,700	-	-	284,700	2020/2021

LAIKIPIA COUNTY GOVERNMENT
Reports and Financial Statements
For the period ended September 30, 2021

OLYMPIA HOTEL	4/05/2020	1,559,520	1,559,500	-	-	1,559,500	2020/2021
SYSTEM PARTNERS	7/01/2020	174,000	174,000	-	-	174,000	2020/2021
STANDARD GROUP	19/05/2020	86,640	86,640	-	-	86,640	2020/2021
OLYMPIA HOTEL	5/11/2020	1,297,800	1,297,800	-	-	1,297,800	2020/2021
OLYMPIA HOTEL	23/05/2020	984,900	984,900	-	-	984,900	2020/2021
BLESSED EVENTS AND ENTERTAINMENT COMPANY	26/06/2020	320,000	320,000	-	-	320,000	2020/2021
SECULINK KENYA LTD	9/03/2020	132,000	132,000	-	-	132,000	2020/2021
OLYMPIA HOTEL	9/01/2020	890,400	890,400	-	-	890,400	2020/2021
SPORTSMANS ARMS	14/07/2020	30,000	30,000	-	-	30,000	2020/2021
MIRIKA GENERAL MERCHANTS	7/02/2020	840,000	840,000	-	-	840,000	2020/2021
OLYMPIA HOTELS	8/04/2020	1,083,600	1,083,600	-	-	1,083,600	2020/2021
DANVOUR INVESTMENTS	30/06/2020	416,500	416,500	-	-	416,500	2020/2021
DANVOUR INVESTMENTS	18/08/2020	356,500	356,500	-	-	356,500	2020/2021
JESIMA HOTEL LTD	27/8/2020	139,200	139,200	-	-	139,200	2020/2021
WALKERS KIKWETU	26/05/2020	112,500	112,500	-	-	112,500	2020/2021
RADIKO AFRICA LTD	16/11/2020	726,000	726,000	-	-	726,000	2020/2021
STANDARD GROUP	3/06/2020	177,480	177,480	-	-	177,480	2020/2021
WALKERS KIKWETU	3/09/2020	152,000	152,000	-	-	152,000	2020/2021
SHUTTLE OUTO GARAGE	1/07/2021	42,500	42,500	-	-	42,500	2020/2021
SHUTTLE OUTO GARAGE	11/12/2021	98,500	98,500	-	-	98,500	2020/2021
SECULINK KENYA LTD	9/03/2020	156,000	156,000	-	-	156,000	2020/2021
SECULINK KENYA LTD	9/03/2020	132,000	132,000	-	-	132,000	2020/2021
SHUTTLE OUTO GARAGE	24/1/2021	383,500	383,500	-	-	383,500	2020/2021
PELT SECURITY SERVICES	1/02/2021	96,000	96,000	-	-	96,000	2020/2021
PELT SECURITY SERVICES	1/02/2021	216,000	216,000	-	-	216,000	2020/2021
SHUTTLE OUTO GARAGE	12/03/2021	69,300	69,300	-	-	69,300	2020/2021

LAIKIPIA COUNTY GOVERNMENT
Reports and Financial Statements
For the period ended September 30, 2021

SHUTTLE AUTO GARAGE	12/03/2021	109,000	109,000	-	-	-	109,000	2020/2021
SECULINK KENYA LTD	9/03/2020	132,000	132,000	-	-	-	132,000	2020/2021
NETZERO SYSTEMS	9/03/2020	124,400	124,400	-	-	-	124,400	2020/2021
PELT SECURITY SERVICES	1/03/2021	96,000	96,000	-	-	-	96,000	2020/2021
PELT SECURITY SERVICES	1/03/2021	240,000	240,000	-	-	-	240,000	2020/2021
SHUTTLE AUTO GARAGE	30/03/2021	34,500	34,500	-	-	-	34,500	2020/2021
SHUTTLE AUTO GARAGE	30/03/2021	33,000	33,000	-	-	-	33,000	2020/2021
SECULINK KENYA LTD	9/03/2020	132,000	132,000	-	-	-	132,000	2020/2021
PELT SECURITY SERVICES	1/04/2021	240,000	240,000	-	-	-	240,000	2020/2021
PELT SECURITY SERVICES	1/04/2021	96,000	96,000	-	-	-	96,000	2020/2021
SHUTTLE AUTO GARAGE	13/04/2021	156,500	156,500	-	-	-	156,500	2020/2021
SYSTEM PARTNERS	4/01/2021	174,000	174,000	-	-	-	174,000	2020/2021
SHUTTLE AUTO GARAGE	6/05/2021	41,200	41,200	-	-	-	41,200	2020/2021
SHUTTLE AUTO GARAGE	21/05/2021	82,800	82,800	-	-	-	82,800	2020/2021
SECULINK KENYA LTD	9/03/2020	132,000	132,000	-	-	-	132,000	2020/2021
PELT SECURITY SERVICES	30/04/2021	96,000	96,000	-	-	-	96,000	2020/2021
PELT SECURITY SERVICES	30/04/2021	240,000	240,000	-	-	-	240,000	2020/2021
SHUTTLE AUTO GARAGE	8/06/2021	32,000	32,000	-	-	-	32,000	2020/2021
SYSTEM PARTNERS	31/03/2021	150,000	150,000	-	-	-	150,000	2020/2021
SHUTTLE AUTO GARAGE	18/06/2021	28,000	28,000	-	-	-	28,000	2020/2021
NETZERO SYSTEMS	9/03/2020	124,400	124,400	-	-	-	124,400	2020/2021
PELT SECURITY SERVICES	2/06/2021	96,000	96,000	-	-	-	96,000	2020/2021
PELT SECURITY SERVICES	2/06/2021	240,000	240,000	-	-	-	240,000	2020/2021
LIKII AUTO GARAGE	17/11/2020	255,700	255,700	-	-	-	255,700	2020/2021
SHUTTLE AUTO GARAGE	23/10/2020	220,500	220,500	-	-	-	220,500	2020/2021
Sub-Total - supply of services		16,027,920	16,027,900	-	-	-	16,027,900	
Grand Total		127,026,697	126,620,337	-	-	-	126,620,337	

LAIKIPIA COUNTY GOVERNMENT
Reports and Financial Statements
For the period ended September 30, 2021

AGRICULTURE, LIVESTOCK & FISHERIES									
SUPPLIER/CONTRACTOR	DATE CONTRACTED	LPO/LSO AMOUNT	OUTSTANDING AMOUNTS B/D	ADDITIONS DURING THE PERIOD	PAYMENTS DURING THE PERIOD	OUTSTANDING CARRIED DOWN	ORIGINATING FY PERIOD		
A	B	C	D	E	F = C+D-E	G			
Construction of Buildings									
JAMAKA CO. LTD	27/03/2020	1,267,486	1,267,485	-	-	1,267,485	2019/2020		
Sub-Total		1,267,486	1,267,485			1,267,485			
CONSTRUCTION OF CIVIL WORKS									
SAMEER AFRICA	6/07/2019	120,800	120,800	-	-	120,800	2019/2020		
WILDION INVESTMENT LIMITED	21/01/2020	1,382,256	1,383,256	-	-	1,383,256	2019/2020		
AFROIQBAR ENTERPRISES	21/01/2020	1,089,553	1,089,533	-	-	1,089,533	2019/2020		
AFROIQBAR ENTERPRISES	21/01/2020	1,089,553	1,089,344	-	-	1,089,344	2019/2020		
WILDION INVESTMENT LIMITED	21/01/2020	1,382,256	1,383,256	-	-	1,383,256	2019/2020		
JADEN HOLDING LIMITED	21/01/2020	1,099,402	1,099,402	-	-	1,099,402	2019/2020		
JADEN HOLDING LIMITED	21/01/2020	1,090,910	1,090,910	-	-	1,090,910	2019/2020		
TAFFE WORKS LTD	21/01/2020	1,092,198	1,092,198	-	-	1,092,198	2019/2020		
ALVINCO LIMITED	19/03/2019	1,920,000	1,920,000	-	-	1,920,000	2018/2019		
TAFFE WORKS LTD	21/01/2020	1,061,052	1,061,052	-	-	1,061,052	2019/2020		
JAYDEN HOLDING LIMITED	21/01/2020	1,090,910	-	-	-	-	2019/2020		
LAIKITECH ENTERPRISES LIMITED	22/06/2020	1,312,598	1,312,598	-	-	1,312,598	2020/2021		
ALTAN ENTERPRISES LTD	23/04/2020	535,034	-	535,034	-	535,034	2019/2020		
NKONGE SOLUTIONS	23/04/2020	535,034	-	535,034	-	535,034	2019/2020		
GRARYAN CONTRACTORS LTD	7/04/2020	2,752,598	-	2,752,598	-	2,752,598	2019/2020		
MAXCON GENERAL CONTACTORS AND SUPPLIES LTD	16/04/2018	7,983,145	-	1,712,625	-	1,712,625	2017/2018		
SOYAMA HARDWARE LIMITED	19/01/2021	1,540,780	-	1,540,780	-	1,540,780	2020/2021		

LAIKIPIA COUNTY GOVERNMENT
Reports and Financial Statements
For the period ended September 30, 2021

Sub-Total		27,078,079	12,642,349	7,076,070	-	19,718,420	
supply of goods							
KABET ENTERPRISES	30/12/2020	1,980,000	1,980,000	-	-	1,980,000	2020/2021
KENYA VETERINARY VACCINES PRODUCTION INSTITUTE	15/12/2020	4,099,935	4,099,935	-	-	4,099,935	2020/2021
DANROBE GENERAL ENTERPRISE	23/06/2020	85,250	85,250	-	-	85,250	2019/2020
RANY SUPPLIERS	13/11/2020	360,600	360,600	-	-	360,600	2020/2021
DENMARK INVESTMENT	25/11/2020	15,500	15,500	-	-	15,500	2020/2021
SEAMLESS REGIONAL VENTURES	25/11/2020	271,000	-	271,000	-	271,000	2020/2021
JOROSEATE VENTURES	18/01/2021	2,000,000	-	2,000,000	-	2,000,000	2020/2021
TRIPPLE M COFFEE ENTERPRISES	19/02/2021	1,975,000	-	1,975,000	-	1,975,000	2020/2021
Sub-Total		10,787,285	6,541,285	4,246,000	-	10,787,285	
supply of services							
NATION MEDIA GROUP	21/03/2019	75,972	75,972	-	-	75,972	2019/2020
NANYUKI VOCATIONAL TRAINING	14/08/2019	88,000	88,000	-	-	88,000	2019/2020
NANYUKI VOCATIONAL TRAINING	22/10/2019	54,600	54,600	-	-	54,600	2019/2020
STANDARD GROUP	5/06/2019	88,160	88,160	-	-	88,160	2019/2020
NANYUKI VOCATIONAL TRAINING		80,500	80,500	-	-	80,500	2019/2020
ABERDARES PRESTIGE & ROYAL COTTAGES	26/03/2021	74,240	74,240	-	-	74,240	2020/2021
ABERDARES PRESTIGE & ROYAL COTTAGES	31/03/2021	12,180	12,180	-	-	12,180	2020/2021
NATIONAL CEREALS AND PRODUCE BOARD		120,000	120,000	-	-	120,000	2020/2021
PORINI BIKES AND MACHINES	11/04/2020	274,100	274,100	-	-	274,100	2020/2021
GLADNESS EVENTS	22/04/2021	14,590	14,590	-	-	14,590	2020/2021
RIZIKI GARAGE	11/04/2020	535,400	535,400	-	-	535,400	2020/2021

LAIKPIA COUNTY GOVERNMENT
Reports and Financial Statements
For the period ended September 30, 2021

SUPPLIER/CONTRACTOR	DATE CONTRACTED	LPO/LSO AMOUNT	OUTSTANDING AMOUNTS B/D	ADDITIONS DURING THE PERIOD	PAYMENTS DURING THE PERIOD	OUTSTANDING CARRIED DOWN	ORIGINATING FY PERIOD
A	B	C	D	E	F = C+D-E	G	
LAMPSTAND HOLDINGS LIMITED	23/03/2017	240,000	240,000	-	-	240,000	2016/2017
Sub-Total		1,657,742	1,657,742	-	-	1,657,742	
Grand Total		40,790,592	22,108,861	11,322,070	-	33,430,932	
INFRASTRUCTURE, LANDS & URBAN DEVELOPMENT							
Construction of Buildings							
Sub-Total		-	-	-	-	-	
Construction of civil works							
GRATIMO HOLDINGS CO LTD	11/03/2020	3,880,003	3,880,003	-	-	3,880,003	2019/2020
LIONDRILL INVESTMENT LTD	26/03/2020	3,885,420	3,885,420	-	-	3,885,420	2019/2020
LAGAFA ENTERPSES LTD	9/01/2020	3,674,027	3,674,027	-	3,674,027	-	2019/2020
DUOCOM CO. LTD	8/04/2020	2,931,248	2,931,248	-	2,931,248	-	2018/2019
ESTAMAX ENTERPRISES	13/04/2020	2,162,240	2,162,240	-	-	2,162,240	2019/2020
KATHINI TRADERS	20/03/2020	586,800	586,800	-	-	586,800	2018/2019
LAURENZO ENTERPRISES LTD	19/05/2020	2,998,500	2,998,500	-	-	2,998,500	2019/2020
GAKEU CONTRACTORS AND CIVIL ENGINEERING	11/03/2020	1,790,097	1,790,097	-	-	1,790,097	2019/2020
JOMOA GENERAL MERCHANTS	26/03/2020	2,018,330	2,018,330	-	2,018,330	-	2019/2020
MERNGA INVESTMENT LTD	12/03/2020	3,868,005	3,868,005	-	-	3,868,005	2019/2020
OIKOSCUIT INVESTMENT LTD	13/04/2020	2,417,221	2,417,221	-	2,417,221	-	2019/2020
GIFATT COMPANY LTD	11/03/2020	3,187,216	3,187,216	-	-	3,187,216	2019/2020

LAIKIPIA COUNTY GOVERNMENT
Reports and Financial Statements
For the period ended September 30, 2021

LIGHTHOUSE DIVERSIFIED INDUSTRIES LTD	11/03/2020	3,904,994	3,904,994	-	3,904,994	-	2018/2019
JAYLA LTD	11/03/2020	3,304,260	3,304,260	-	3,304,260	-	2019/2020
WIKAGI CONTRACTORS & FARM MACHINERY LTD	20/03/2020	2,454,517	2,454,517	-	-	2,454,517	2019/2020
GREEN RUBY CONSTRUCTION CO LIMITED	6/03/2020	1,716,928	1,716,928	-	1,716,928	-	2019/2020
FUSKA ENGINEERING LTD	20/03/2020	2,219,370	2,219,370	-	-	2,219,370	2019/2020
GICAT MERCHANTS LTD	15/05/2020	2,473,683	2,473,683	-	-	2,473,683	2019/2020
KIHALA CONSTRUCTION LTD	21/04/2020	3,944,000	3,944,000	-	-	3,944,000	2019/2020
VISAVA HOMELAND LTD	26/03/2020	3,751,150	3,751,150	-	3,751,150	-	2019/2020
DESTIX ENTERPRISES LTD	15/05/2020	3,481,583	3,481,583	-	3,481,583	-	2019/2020
INSUNT CONTRACTORS LTD	28/03/2020	3,959,428	3,959,428	-	-	3,959,428	2019/2020
JAYLA LTD	21/04/2020	2,864,040	2,864,040	-	-	2,864,040	2019/2020
IQNOVATE MERCHANTS	3/03/2020	3,453,535	3,453,535	-	-	3,453,535	2019/2020
NILARKISCO CONSTRUCTION	9/01/2020	1,988,298	1,988,298	-	-	1,988,298	2019/2020
LAIKITECH ENTERPRISES LTD	26/03/2020	2,097,918	2,097,918	-	2,097,918	-	2019/2020
GREEN CORNER CO LTD	3/04/2020	3,504,828	3,504,828	-	-	3,504,828	2019/2020
PRIME MOVER MASTER CONTRACTORS	2/04/2020	3,968,940	3,968,940	-	-	3,968,940	2019/2020
KADOGOO CONSTRUCTION (K) LTD	28/03/2020	3,219,812	3,219,812	-	-	3,219,812	2019/2020
LUGARES LTD	9/01/2020	1,648,568	1,648,568	-	1,648,568	-	2018/2019
JAYDEN HOLDINGS LTD	9/01/2020	3,891,684	3,891,684	-	3,891,684	-	2019/2020
JOCES BUILDING & CIVIL CONTRACTORS LTD	20/03/2020	2,200,000	2,200,000	-	-	2,200,000	2018/2019
JOMURA CONTRACTORS	11/03/2020	3,947,944	3,947,944	-	-	3,947,944	2019/2020
LANEWAY HOLDINGS LTD	11/03/2020	3,737,986	3,737,986	-	-	3,737,986	2019/2020
JOCES BUILDING & CIVIL CONTRACTORS LTD	6/03/2020	3,483,944	3,483,944	-	3,483,944	-	2019/2020

LAIKIPIA COUNTY GOVERNMENT
Reports and Financial Statements
For the period ended September 30, 2021

KWELU LIMITED	26/03/2020	3,785,000	3,785,000	-	3,785,000	-	2019/2020
KOKOO SARAH LTD	21/04/2020	3,989,289	3,989,289	-	3,989,289	-	2019/2020
NERIK LIMITED	13/04/2020	3,698,979	3,698,979	-	3,698,979	-	2019/2020
ELOIZZA TRADING COMPANY LIMITED	13/03/2020	3,877,370	3,877,370	-	3,877,370	-	2019/2020
JAMAKA CO LTD	15/05/2020	2,084,880	2,084,880	-	2,084,880	-	2019/2020
QUADD LIMITED	20/03/2020	3,070,926	3,070,926	-	3,070,926	-	2019/2020
JAKE DUAL LIMITED	3/04/2020	3,936,033	3,936,033	-	3,921,703	14,330	2019/2020
DAIGA QUARRY LTD	8/01/2020	3,895,929	3,895,929	-	3,895,929	-	2019/2020
H & SONS INVESTMENT LTD	12/04/2020	1,191,192	1,191,192	-	1,191,192	-	2019/2020
LAIKIPIA JEMROAN CRUTCHERS AND CONSTRUCTION	28/12/2018	3,979,670	3,979,670	-	3,979,670	-	2019/2020
DANZUL BENESTO INTERNATIONAL LTD	8/01/2020	3,425,480	3,425,480	-	3,425,480	-	2019/2020
GENWORTH ENTERPRISES	13/04/2020	2,924,093	2,924,093	-	2,924,093	-	2019/2020
NATIONAL YOUTH SERVICE	2/04/2020	26,251,759	26,251,759	-	26,251,759	-	2019/2020
KINCONSULT ENGINEERING	26/03/2020	1,826,985	1,826,985	-	1,826,985	-	2019/2020
ASKAS ENTERPRISE LTD	31/03/2020	3,981,816	3,981,816	-	3,981,816	-	2019/2020
ASMASHA LIMITED	9/01/2020	3,955,020	3,955,020	-	3,955,020	-	2019/2020
BIG NUMBER ROADS AND CONSTRUCTION COMPANY LIMITED	23/04/2020	3,637,644	3,637,644	-	3,637,644	-	2019/2020
BIG NUMBER ROADS AND CONSTRUCTION COMPANY LIMITED	6/03/2020	1,938,360	1,938,360	-	1,938,360	-	2019/2020
HYDROTECH INTERSERVICES LTD	9/01/2020	2,514,300	2,514,300	-	2,514,300	-	2019/2020
CHUPAVU CONTRACTORS	10/03/2020	3,996,200	3,996,200	-	3,996,200	-	2019/2020
MICAN STREAMS CO LTD	16/03/2020	2,776,733	2,776,733	-	2,776,733	-	2019/2020
SOYAMA HARDWARE LTD	22/04/2020	3,920,400	3,920,400	-	3,920,400	-	2019/2020
UGATUZI CONTRACTORS	22/01/2020	3,858,740	3,858,740	-	3,858,740	-	2019/2020
VERTOM COMM LTD	20/03/2020	2,856,434	2,856,434	-	2,856,434	-	2019/2020

LAIKIPIA COUNTY GOVERNMENT
Reports and Financial Statements
For the period ended September 30, 2021

EDJOY CONSULTANTS LTD	11/03/2020	2,413,960	2,413,960	-	-	2,413,960	2019/2020
MAXCON GENERAL CONSTRUCTION AND SUPPLIERS LTD	16/03/2020	1,720,628	1,720,628	-	-	1,720,628	2019/2020
ESTAMAX ENTERPRISES	7/03/2020	3,024,584	3,024,584	-	-	3,024,584	2019/2020
ABACIA ALLION LTD	16/03/2020	3,692,520	3,692,520	-	-	3,692,520	2019/2020
EXPRESSWAYS TRADING CO. LTD	28/03/2020	3,330,155	3,330,155	-	-	3,330,155	2019/2020
BLUE GUM HOLDINGS CO LTD	28/03/2020	3,189,420	3,189,420	-	-	3,189,420	2019/2020
BLUEGUM HOLDINGS COMPANY LTD	11/03/2020	3,252,640	3,252,640	-	-	3,252,640	2019/2020
TEWANGI LTD	27/03/2020	3,893,724	3,893,724	-	-	3,893,724	2019/2020
TEWANGI LTD	28/03/2020	2,690,986	2,690,986	-	-	2,690,986	2019/2020
JANE GRANDSOLID ENTERPRISES LTD	13/03/2020	3,989,470	3,989,470	-	-	3,989,470	2019/2020
PAMWAGI LIMITED	4/03/2020	2,949,392	2,949,392	-	-	2,949,392	2019/2020
SABRLO GENERAL CONTRACTORS LTD	24/04/2020	3,839,368	3,839,368	-	-	3,839,368	2019/2020
BLUELINE AFRICAH AGENCIES LTD	28/02/2020	1,000,697	1,000,697	-	-	1,000,697	2019/2020
LEEKADO CONSTRUCTION LTD	24/03/2020	3,895,929	3,895,929	-	-	3,895,929	2019/2020
TWO D AND M CONTRACTORS AND SUPPLIERS	12/02/2020	1,981,094	1,981,094	-	-	1,981,094	2019/2020
WILD LION INVESTMENT LTD	9/01/2020	3,898,296	3,898,296	-	-	3,898,296	2019/2020
LAMPSTAND HOLDINGS LIMITED	15/6/2017	1,182,272	1,182,272	-	-	1,182,272	2016/2017
BLUELINE AFRICAH AGENCIES LTD	6/03/2020	2,364,544	2,364,544	-	-	2,364,544	2019/2020
GOLDENWING INVESTMENT LTD	13/03/2020	2,867,056	2,867,056	-	-	2,867,056	2019/2020
DECIMA AGENCY	16/03/2020	1,498,778	1,498,778	-	-	1,498,778	2019/2020
AGENIX ENTERPRISES	13/02/2019	3,191,508	3,191,508	-	-	3,191,508	2018/2019
ANOX ENTERPRISES LTD	13/02/2019	1,923,103	1,923,103	-	-	1,923,103	2019/2020
ENDS INTERNATIONAL CO LTD	11/03/2020	3,923,700	3,923,700	-	-	3,923,700	2019/2020
ZIKTO ENTERPRISES LTD	3/03/2020	3,949,684	3,949,684	-	-	3,949,684	2019/2020

LAIKIPIA COUNTY GOVERNMENT
Reports and Financial Statements
For the period ended September 30, 2021

NJADRI BUILDING AND CONSTRUCTION	9/03/2020	2,397,140	2,397,140	-	-	2,397,140	-	2019/2020
HEKAN CONTRACTORS	22/04/2020	3,978,800	3,978,800	-	-	3,978,800	-	2019/2020
SASU CONTRACTORS LTD	14/04/2020	3,886,580	3,886,580	-	-	3,886,580	-	2019/2020
BOTNIM LIMITED	3/03/2020	1,706,940	1,706,940	-	-	1,706,940	-	2019/2020
TEXXAS GENERAL STORES LTD	16/03/2020	3,842,000	3,842,000	-	-	3,842,000	-	2019/2020
FUSKA ENGINEERING LTD	19/05/2020	3,715,248	3,715,248	-	-	3,715,248	-	2019/2020
LYNSMAR ENDEAVORS LTD	16/03/2020	1,774,558	1,774,558	-	-	1,774,558	-	2019/2020
PRECILVER VENTURES LTD	15/05/2020	2,651,760	2,651,760	-	-	2,651,760	-	2019/2020
HARVWAY LTD	11/03/2020	21,275,171	21,275,171	-	-	21,275,171	-	2019/2020
TAFFE WORKS LTD	26/03/2020	1,899,314	1,899,314	-	-	1,899,314	-	2019/2020
MABUNIANS CONTRACTION COMPANY	16/02/2020	3,008,692	3,008,692	-	-	3,008,692	-	2019/2020
MANZ CONSTRUCTION	17/03/2020	3,466,950	3,466,950	-	-	3,466,950	-	2019/2020
NAVOLOUR HOLDINGS	11/03/2020	1,066,480	1,066,480	-	-	1,066,480	-	2019/2020
SIKE JUNIORS LTD	14/03/2020	3,793,200	3,793,200	-	-	3,793,200	-	2019/2020
JEDIDIA SALES LIMITED	11/03/2020	3,686,468	3,686,468	-	-	3,686,468	-	2019/2020
JAYPACHK CONTRACTORS LTD	3/03/2020	3,946,155	3,946,155	-	-	3,946,155	-	2019/2020
VERTOM COMM LTD	6/03/2020	3,711,768	3,711,768	-	-	3,711,768	-	2019/2020
PITAH ENTERPRISES KENYA	2/06/2020	3,618,620	3,618,620	-	-	3,618,620	-	2019/2020
ELONINO TRADING COMPANY LTD	6/03/2020	2,071,034	2,071,034	-	-	2,071,034	-	2019/2020
NAAKU INVESTMENT LIMITED	31/03/2020	3,878,216	3,878,216	-	-	3,878,216	-	2019/2020
SAGJ LTD	22/05/2020	2,910,000	2,910,000	-	-	2,910,000	-	2019/2020
THEREMA CONTRACTORS	13/03/2020	2,780,600	2,780,600	-	-	2,780,600	-	2018/2019
WARUGITA CONSTRUCTION K LTD	19/03/2020	6,331,393	6,331,393	-	-	6,331,393	-	2019/2020
SHELLIWACHO LTD	26/03/2020	3,932,270	3,932,270	-	-	3,932,270	-	2019/2020
VALLONESS GENERAL AGENCIES LTD	13/03/2020	1,733,040	1,733,040	-	-	1,733,040	-	2019/2020
ELLERSTONE ENTERPRISES	31/03/2020	3,838,098	3,838,098	-	-	3,838,098	-	2019/2020

LAIKIPIA COUNTY GOVERNMENT
Reports and Financial Statements
For the period ended September 30, 2021

EZEILI COMPANY LTD	12/03/2020	2,488,200	2,488,200	-	-	2,488,200	2019/2020
EGA CONSTRUCTION LTD	26/03/2020	3,204,500	3,204,500	-	-	3,204,500	2019/2020
SAPPHIRES KONNET LIMITED	4/03/2020	3,099,520	3,099,520	-	-	3,099,520	2019/2020
QUALIT TRADING CO.LTD	25/02/2020	3,913,914	3,913,914	-	3,913,914	-	2019/2020
FAMO CONTRACTORS LTD	26/03/2020	3,452,102	3,452,102	-	-	3,452,102	2019/2020
JOAN & WILLS TRADERS LTD	28/04/2020	3,986,920	3,986,920	-	3,986,920	-	2019/2020
LERAI LTD	9/04/2020	3,952,352	3,952,352	-	3,952,352	-	2018/2019
KIGIMA CONSTRUCTION LTD	11/03/2020	526,630	526,630	-	-	526,630	2019/2020
MARAY ENTERPRISES	6/03/2020	3,861,843	3,861,843	-	3,861,843	-	2019/2020
VERTOM COMM LTD	23/03/2020	3,204,500	3,204,500	-	-	3,204,500	2019/2020
MINCA LTD	5/05/2020	3,346,785	3,346,785	-	3,346,785	-	2019/2020
MITZ EARTH KENYA	5/05/2020	3,886,232	3,886,232	-	-	3,886,232	2019/2020
MT KENYA LEEWAED BUILDERS	26/03/2020	15,899,260	15,899,260	-	-	15,899,260	2019/2020
HARVWAY LTD	3/03/2020	3,949,150	3,949,150	-	-	3,949,150	2019/2020
PATMBICH GENERAL ENTERPRISES LTD	11/03/2020	3,397,790	3,397,790	-	-	3,397,790	2019/2020
CAGMA CONSOLIDATED LTD	20/03/2020	2,221,980	2,221,980	-	-	2,221,980	2019/2020
MUNENE ENTERPRISES LTD	28/03/2020	3,739,840	3,739,840	-	-	3,739,840	2019/2020
MUYU CONTRACTORS COMPANY LTD	16/03/2020	3,042,448	3,042,448	-	-	3,042,448	2019/2020
MT KENYA LEEWAED BUILDERS	15/05/2020	5,447,198	5,447,198	-	5,447,198	-	2018/2019
LAGAFA ENTERPRISES LIMITED	19/05/2021	1,812,964	1,812,964	-	1,812,964	-	2020/2021
KADOGOO CONSTRUCTION KENYA LIMITED	25/11/2021	2,869,260	2,869,260	-	2,869,260	-	2020/2021
MIDOTI ENGINEERING GROUP LTD	25/11/2021	4,043,250	4,043,250	-	4,043,250	-	2020/2021
NANYUKI ROAD CONSTRUCTION LIMITED	11/02/2021	2,916,240	2,916,240	-	2,916,240	-	2020/2021
EGA CONSTRUCTION COMPANY LIMITED	13/06/2021	3,564,970	3,564,970	-	3,564,970	-	2020/2021
						3,564,970	2020/2021

LAIKIPIA COUNTY GOVERNMENT
Reports and Financial Statements
For the period ended September 30, 2021

WILNA ROADS AND CIVIL ENGINEERING LIMITED	10/09/2018	2,081,620	-	2,018,620		2,018,620	2018/2019
MT KENYA LEEWARDS BUILDERS	15/05/2020	3,329,624	-	3,329,624		3,329,624	2019/2020
MUYU CONTRACTORS LTD	27/1/2021	4,333,707	-	4,333,708		4,333,708	2020/2021
LEEKADO CONSTRUCTION KENYA LIMITED	27/1/2021	4,407,188	-	4,407,188		4,407,188	2020/2021
JAYPACHK CONTRACTORS LIMITED	27/12/2019	4,471,997	-	4,471,997		4,471,997	2020/2021
WENWEE CONTRACTOR LIMITED	22/11/2019	4,694,000	-	4,694,000		4,694,000	2020/2021
NALEPO CO.LTD	3/11/2020	3,927,644	-	3,927,644		3,927,644	2020/2021
Sub-Total		495,627,380	453,174,916	42,389,465	191,624,617	303,939,764	
supply of services							
QUALIT TRADING CO.LTD	15/05/2020	2,500,000	2,500,000			2,500,000	2019/2020
GRAWAM LIMITED	16/03/2020	430,000	430,000			430,000	2019/2020
STANDARD GROUP	6/03/2020	86,640	86,640			86,640	2019/2020
GRAWAM LIMITED	26/03/2020	802,256	802,256			802,256	2019/2020
CGP CONSULTING ENGINEERING LTD	17/01/2020	2,974,040	2,974,040		1,368,510	1,605,530	2018/2019
PANAFRICAN EQUIPMENT	11/03/2020	3,945,738	3,945,738			3,945,738	2019/2020
GRAWAM LIMITED	9/04/2020	850,663	850,663			850,663	2019/2020
NATION MEDIA GROUP	10/03/2020	183,280	183,280			183,280	2019/2020
PANAFRICAN EQUIPMENTS GROUP	11/03/2020	800,000	800,000			800,000	2019/2020
STANDARD GROUP	25/03/2020	177,480	177,480			177,480	2019/2020
BOLDATA SYSTEM LTD	9/01/2020	4,529,800	4,529,800		4,529,800	-	2019/2020
GRAWAM LIMITED	6/03/2020	1,249,378	1,249,378			1,249,378	2019/2020
Sub-Total		18,529,275	18,529,275	-	5,898,310	12,630,965	
supply of goods							
DENMARK INVESTMENT	6/03/2020	1,815,000	1,815,000		1,815,000	-	2019/2020
VERTOM COMMUNICATION LTD	25/03/2020	982,333	982,333			982,333	2019/2020

LAIKPIA COUNTY GOVERNMENT
Reports and Financial Statements
For the period ended September 30, 2021

Sub-Total			2,797,333	2,797,333	-	1,815,000	982,333	
Grand Total			516,953,988	474,501,524	42,389,465	199,337,927	317,553,062	
EDUCATION & SOCIAL SERVICES								
SUPPLIER/CONTRACTOR	DATE CONTRACTED	LPO/LSO AMOUNT	OUTSTANDING AMOUNTS B/D	ADDITIONS DURING THE PERIOD	PAYMENTS DURING THE PERIOD	OUTSTANDING CARRIED DOWN	ORIGINATING FY PERIOD	
	A	B	C	D	E	F = C+D-E	G	
Construction of Buildings								
NDENJOH CONSTRUCTION	26/03/2018	799,588	799,588	-	-	799,588	2017/2018	
SAWATA INVESTMENT LTD	20/05/2018	826,007	826,007	-	-	826,007	2017/2018	
JOMUDI ENTERPRISES COMPANY	14/03/2018	830,676	830,676	-	-	830,676	2017/2018	
WENZHOU CONTRACTORS	3/04/2018	810,500	810,500	-	-	810,500	2017/2018	
NJADRI BUILDING AND CONSTRUCTION	3/01/2018	799,129	799,129	-	-	799,129	2017/2018	
TEMBO AFRICA CONSTRUCTION	26/03/2018	819,999	819,999	-	-	819,999	2017/2018	
BLUELINE AFRICAH AGENCIES LIMITED	3/04/2018	799,785	799,785	-	-	799,785	2017/2018	
GREENLAND SUPPLIES LTD	26/03/2018	798,196	798,196	-	-	798,196	2017/2018	
KEISTONE CONSTRUCTION COMPANY LTD	3/04/2018	799,802	799,802	-	-	799,802	2017/2018	
DESIMA AGENCY	14/03/2018	799,008	799,008	-	-	799,008	2017/2018	
KARWIMA ENTERPRISES LTD	14/03/2018	783,754	783,754	-	-	783,754	2017/2018	
KOKOO SARAH LIMITED	2/04/2020	1,646,915	1,646,915	-	-	1,646,915	2019/2020	
TRIXLAND COMPANY LTD	14/03/2018	814,494	814,494	-	-	814,494	2017/2018	
TENMYLES ENTERPRISES	26/03/2018	799,831	799,831	-	-	799,831	2017/2018	
TRUAN ENTERPRISES	3/04/2018	791,004	791,004	-	-	791,004	2017/2018	
CINTAK ESL LTD	14/03/2018	796,305	796,305	-	-	796,305	2017/2018	

LAIKIPIA COUNTY GOVERNMENT
Reports and Financial Statements
For the period ended September 30, 2021

METAGLASS TRADER	26/03/2018	799,775	799,775	-	-	799,775	2017/2018
AMADA LTD	3/04/2018	789,020	789,020	-	-	789,020	2017/2018
LAWICE ENTERPRISES	14.03.2018	799,802	799,802	-	-	799,802	2017/2018
SWAP INVESTMENT	26/8/2018	799,533	799,533	-	-	799,533	2018/2019
DANROBE GENERAL ENTERPRISES	13/4/2018	799,124	799,124	-	-	799,124	2017/2018
COMPACTOR LOGISTIC LTD	31-05-2018	798,695	798,695	-	-	798,695	2017/2018
JOHSMUTU LTD	26/3/2018	781,608	781,608	-	-	781,608	2017/2018
INFINITE GENERAL MERCH LTD	4/06/2018	794,466	794,466	-	-	794,466	2018/2019
SALTOS ENTERPRISES LTD	24/3/2018	810,436	810,436	-	-	810,436	2017/2018
TEAMUL LTD	3/11/2018	798,796	798,796	-	-	798,796	2018/2019
SHENZHEN SOLUTIONS LIMITED	10.04.2020	1,582,785	1,582,785	-	-	1,582,785	2019/2020
NETKIM LIMITED	4/04/2020	1,398,623	1,398,624	-	-	1,398,624	2019/2020
AIMERS CONSTRUCTION LIMITED	20/6/2020	3,767,506	3,767,506	-	-	3,767,506	2020/2021
MASHVILLE COMPANY LTD	14/03/2018	799,999	799,999	-	-	799,999	2017/2018
MABUNIANS CONSTRUCTION COMPANY LTD	6.05.2019	1,282,371	1,282,370	-	-	1,282,370	2020/2021
ECOSOPHY VENTURES	14.06.2019	1,374,983	1,374,983	-	-	1,374,983	2018/2019
RIFT ROLLERS CO LTD	14/05/2019	2,296,806	2,133,298	-	-	2,133,298	2018/2019
THE EAGLES ROCK COMPANY	02.04.20	1,653,075	1,653,075	-	-	1,653,075	2019/2020
LEMAC CONTRACTORS LIMITED	4/04/2020	1,484,069	1,484,069	-	-	1,484,069	2019/2020
WENWEE CONTRACTORS	11.05.2020	1,482,967	1,482,967	-	-	1,482,967	2019/2020
GITMOH LIMITED	10.04.2020	1,499,590	1,499,590	-	-	1,499,590	2019/2020
MT KENYA LEEWARDS BUILDER	23.05.2020	6,408,171	2,222,351	-	-	2,222,351	2019/2020
ANABRA ENTEPRISES LTD	25.05.2020	1,896,688	1,896,688	-	-	1,896,688	2019/2020
SOYAMA HARDWARE LIMITED	25.05.2020	2,936,138	2,936,138	-	-	2,936,138	2019/2020
FRINSY CONTRACTORS LIMITED	22.05.2020	1,480,182	1,480,183	-	-	1,480,183	2019/2020
M/S WILLIAM CONSTRUCTION LTD.	21/09/2017	911,644	911,644	-	-	911,644	2017/2018

LAIKIPIA COUNTY GOVERNMENT
Reports and Financial Statements
For the period ended September 30, 2021

Sub-Total			53,941,845	48,680,873	911,644		49,592,517	
CONSTRUCTION OF CIVIL WORKS				4,185,820				
KONECTLINK ENTERPRISES LTD	25.05.2020		1,074,017	1,074,017	-		1,074,017	2019/2020
JEDIDIA SALES LIMITED	28.06.2019		2,260,608	617,990	-		617,990	2019/2020
KOKOO SARAH LIMITED	31.12.19		1,995,212	1,995,212	-		1,995,212	2019/2020
Sub-Total			5,329,837	3,687,219			3,687,219	
supply of goods								
GIFFAT COMPANY LIMITED	14/02/2020		398,800	398,800	-		398,800	2019/2020
VELLSWELL CONSTRUCTION AND SUPPLIERS LIMITED	14/02/2020		978,000	978,000	-			
KOKOO SARAH LIMITED	17.10.2020		139,700	139,700	-		978,000	2019/2020
HERI GENERAL SUPPLIERS	12.06.2020		3,735,504	3,154,716	-		139,700	2020/2021
JOMPER ENTERPRISES LTD	25/1/2021		9,999,950	9,999,950	-		3,154,716	2019/2020
TWO FIG TREE.	13/06/2017		56,000	56,000	-		9,999,950	2020/2021
TWO FIG TREE.	24/09/2017		672,630	672,630	-		56,000	2017/2018
MA-BEFRAF ENTERPRISES	9/01/2019		63,160	63,160	-		672,630	2017/2018
GLADNESS EVENTS	27/11/2019		58,000	58,000	-		63,160	2018/2019
POSTA KENYA			104,458	104,458	-		58,000	2019/2020
DENMARK INVESTMENTS	30/10/2020		290,500	290,500	-		104,458	2018/2020
DENMARK INVESTMENTS	20/01/2021		199,000	199,000	-		290,500	2020/2021
JADEN HOLDINGS LIMITED	5/04/2020		600,000	600,000	-		199,000	2020/2021
UNIFORM CENTRE	29.07.2020		221,950	221,950	-		600,000	2019/2020
BEYLER SUPPLIERS	24/02/2021		252,000	252,000	-		221,950	2020/2021
ALHUDDA	6/05/2021		261,800	261,800	-		252,000	2020/2021
Sub-Total			18,031,452	17,450,664			261,800	2020/2021
supply of services							17,450,664	
BEISA HOTEL	24/8/2018		23,000	23,000	-		23,000	2018/2019

LAIKIPIA COUNTY GOVERNMENT
Reports and Financial Statements
For the period ended September 30, 2021

NAWASCO	0/01/1900	336,485	336,485	-	-	336,485	2018/2022
EMESS HOTEL	31.07.2019	82,000	82,000	-	-	82,000	2019/2020
SHUTTLE AUTO GARAGE	9/02/2019	17,000	17,000	-	-	17,000	2018/2019
WALKERS KIKWETU	8/12/2019	60,000	60,000	-	-	60,000	2019/2020
BRIGHTWAYS TRAVELLERS	14/02/2020	23,000	23,000	-	-	23,000	2019/2020
DAMAKA MOTORRCARE GARAGE	24/3/2020	21,100	21,100	-	-	21,100	2019/2020
DAMAKA MOTORRCARE GARAGE	22/3/2020	35,000	35,000	-	-	35,000	2019/2020
KENYA POWER	0/01/1900	13,478	13,478	-	-	13,478	2018/2021
Sub-Total		611,063	611,063	-	-	611,063	
Grand Total		77,914,197	70,429,819	911,644	-	71,341,463	

TRADE, TOURISM, CO-OPERATIVES & INDUSTRIALISATION							
SUPPLIER/CONTRACTOR	DATE CONTRACTED	LPO/LSO AMOUNT	OUTSTANDING AMOUNTS B/D	ADDITIONS DURING THE PERIOD	PAYMENTS DURING THE PERIOD	OUTSTANDING CARRIED DOWN	ORIGINATING FY PERIOD
	A	B	C	D	E	F = C+D-E	G
Construction of Buildings							
VIBER ELECTRONICS LIMITED	8/05/2019	1,994,396	1,994,396	-	-	1,994,396	2018-2019
LAMPSTAND HOLDINGS LIMITED	24/03/2016	2,933,383	2,933,383	-	-	2,933,383	2016/2017
LAMPSTAND HOLDINGS LIMITED	1/09/2017	1,783,720	1,783,720	-	-	1,783,720	2016/2017
LAURENZO ENTERPRISES LTD	15/05/2019	-	115,405	-	-	115,405	2018-2019
RECI GENERAL CONTRACTORS	14/05/2018	-	45,814	-	-	45,814	2018/2019
RAWAMU ENTERPRISES	27/05/2020	1,493,430	1,493,430	-	-	1,493,430	2019-2020
ALHUDA HOLDINGSS	1/09/2020	1,769,217	1,769,217	-	-	1,769,217	2019-2020
EAGLES ROCK LIMITED	28/02/2020	1,369,612	1,369,612	-	-	1,369,612	2019-2020
BEULAH CONSTRUCTION LIMITED	31/10/2018	-	117,653	-	-	117,653	2018-2019
BEASTON INVESTMENT LIMITED	26/02/2019	-	105,500	-	-	105,500	2018-2019
PITAH ENTERPRISES KENYA	14/05/2018	-	106,256	-	-	106,256	2017-2018

LAIKIPIA COUNTY GOVERNMENT
Reports and Financial Statements
For the period ended September 30, 2021

TAIF BOOKMART LIMITED	6/01/2020	-	347,008	-	-	347,008	2019-2020
FRAMU CONTRACTOR	29/05/2018	-	106,500	-	-	106,500	2018-2019
GITMOH LIMITED	11/05/2020	1,997,559	1,997,559	-	-	1,997,559	2018-2020
SYCLON GENERAL AGENCIES	22/05/2020	3,076,030	3,076,030	-	-	3,076,030	2019-2020
LUNAG COMPANY LIMITED	17/06/2020	3,012,682	3,012,682	-	-	3,012,682	2019-20
Sub-Total		19,430,029	20,374,165	-	-	20,374,165	
CONSTRUCTION OF CIVIL WORKS							
EZEILI COMPANY LIMITED	20/02/2017	3,967,432	3,678,352	-	-	3,678,352	2018-2019
NAPOLITANA M.B.C LIMITED	14/05/2018	-	218,010	-	-	218,010	2017/2018
OLKOSCOT INVESTMENT LIMITED	6/04/2018	-	131,553	-	-	131,553	2017-2018
PEKATECH ENTERPRISES	17/05/2019	-	78,487	-	-	78,487	2018-2019
WILDLION INVESTMENT LIMITED	17/05/2019	-	394,185	-	-	394,185	2018-2019
ASMASHA COMPANY LIMITED	10/04/2019	279,328	279,328	-	-	279,328	2019-2020
MERNGA INVESTMENT LIMITED	17/05/2019	-	344,383	-	-	344,383	2018-2019
VELLSWELL CONSTRUCTION LTD	29/05/2020	-	247,889	-	-	247,889	2019-2020
SKYLINE HOLDINGS LIMITED	17/05/2019	387,266	387,266	-	-	387,266	2018-2019
OPENSKY INVESTMENT LIMITED	30/06/2019	1,193,605	1,193,605	-	-	1,193,605	2018-2019
KEFA VENTURES	18/09/2019	389,000	389,000	-	-	389,000	2018-2019
JEESURA GENERAL ENTERPRISES	26/06/2020	378,800	378,800	-	-	378,800	2019-2020
EUROTRONICS MACHINERY SERVICES LTD	25/09/2019	379,900	379,900	-	-	379,900	2018-2019
KWELU LTD	27/04/2020	2,945,069	3,050,820	-	-	3,050,820	2019-2020
THE JAY INVESTMENT LTD	22/11/2019	1,150,000	1,150,000	-	-	1,150,000	2018-2019
DARESTE LIMITED	10/01/2019	2,249,008	2,249,008	-	-	2,249,008	2019-2020
EVEN ME ENTERPRISES	15/05/2020	1,471,947	1,471,947	-	-	1,471,947	2019-2020
WILDLION INVESTMENT LIMITED	4/06/2020	3,499,360	3,499,360	-	-	3,499,360	2019-2020

LAIKIPIA COUNTY GOVERNMENT
Reports and Financial Statements
For the period ended September 30, 2021

KNEPAL CONSTRUCTION LIMITED	12/06/2020	1,789,432	1,789,432	-	-	1,789,432	-	1,789,432	2019-2020
GIFATT COMPANY LIMITED	2/06/2020	2,099,861	2,099,861	-	-	2,099,861	-	2,099,861	2019-2020
JAKAN COMPANY LIMITED	20/05/2020	1,478,141	1,478,142	-	-	1,478,142	-	1,478,142	2019-2020
Sub-Total		23,658,149	24,889,328	-	-	24,889,328	-	24,889,328	
supply of goods									
Sub-Total									
supply of services									
BEISA HOTEL	6/11/2018	52,400	52,400	-	-	52,400	-	52,400	2018/2019
OX-BOW ENTERPRISES LTD	15/10/2020	212,000	212,000	-	-	212,000	-	212,000	2020/2021
RELEVANCE TECHNOLOGY	25/03/2019	36,000	36,000	-	-	36,000	-	36,000	2018-2019
RYNCAR ENTERPRISES	21/05/2019	355,000	355,000	-	-	355,000	-	355,000	2018-2019
TWINSHIRE TRAVELS	16/06/2020	35,000	35,000	-	-	35,000	-	35,000	2019-2020
ECOSOPHY VENTURES	5/08/2019	47,000	47,000	-	-	47,000	-	47,000	2018-2019
ACACIA CLASSIC BOOK	12/12/2019	375,000	375,000	-	-	375,000	-	375,000	2019-2020
RELEVANCE TECHNOLOGY	7/11/2019	49,500	49,500	-	-	49,500	-	49,500	2019-2020
VELLSWELL CONSTRUCTION AND SUPPLIES LTD	16/12/2019	712,000	712,000	-	-	712,000	-	712,000	2019-2020
NEEDLIZ SUPPLIERS	27/12/2019	180,000	180,000	-	-	180,000	-	180,000	2018-2019
CITYMAKS ENTERPRISES	16/09/2020	474,000	474,000	-	-	474,000	-	474,000	2020/2021
KATHINI TRADERS	20/05/2020	995,000	995,000	-	-	995,000	-	995,000	2019-2020
CHATEMA INVESTMENT LTD	10/07/2020	50,000	50,000	-	-	50,000	-	50,000	2020/2021
ECOSOPHY VENTURES	21/08/2020	214,400	214,639	-	-	214,639	-	214,639	2020/2021
SPAC ENTERPRISE LTD	30/09/2020	49,000	49,000	-	-	49,000	-	49,000	2019-2020
WALKERS KIKWETU	23/10/2020	1,823,500	1,823,500	-	-	1,823,500	-	1,823,500	2020/2021
SPAC ENTERPRISE LTD	24/05/2021	230,000	230,000	-	-	230,000	-	230,000	2020/2021

LAIKIPIA COUNTY GOVERNMENT
Reports and Financial Statements
For the period ended September 30, 2021

MARY JOSEPH CELEARS	20/10/2020	400,000	400,000	-	-	-	400,000	2020/2021
HELEKIM COMPANY	23/10/2020	600,000	600,000	-	-	-	600,000	2020/2021
VELLSWELL CONSTRUCTION AND SUPPLIES LTD	26/09/2020	955,300	955,300	-	-	-	955,300	2019-2020
FALCON HEIGHTS HOTEL	25/09/2019	42,000	42,000	-	-	-	42,000	2019-2020
THE MORAN LOUNGE & GRILL	5/11/2020	60,000	60,000	-	-	-	60,000	2019-2020
EASTWARD GARDEN HOTELS	14/09/2020	12,000	12,000	-	-	-	12,000	2020/2021
STANDARD GROUP LIMITED	3/09/2020	570,000	570,000	-	-	-	570,000	2020/2021
LOOK UP SUPPLIES	1/10/2020	268,000	268,000	-	-	-	268,000	2020/2021
KIRIMARA SPRINGS HOTEL	22/04/2020	70,400	70,400	-	-	-	70,400	2019-2020
WALKERS KIKWETU	18/09/2020	115,500	115,500	-	-	-	115,500	2020/2021
BLESSED EVENT AND ENTE COMPANY	9/12/2020	28,000	28,000	-	-	-	28,000	2020/2021
THOMPSON FALLS ESTATE LIMITED	18/10/2019	468,450	468,450	-	-	-	468,450	2020/2021
SPAC ENTERPRISE LTD	12/05/2021	48,560	48,560	-	-	-	48,560	2020/2021
SPAC ENTERPRISE LTD	14/05/2021	50,000	50,000	-	-	-	50,000	2020/2021
GOLDEN BULLS LIMITED	18/06/2021	90,000	90,000	-	-	-	90,000	2020/2021
Sub-Total		9,668,010	9,668,249				9,668,249	
Grand Total		52,756,188	54,931,742				54,931,742	

WATER, ENVIRONMENT & NATURAL RESOURCES

SUPPLIER/CONTRACTOR	DATE CONTRACTED	LPO/LSO AMOUNT	OUTSTANDING AMOUNTS B/D	ADDITIONS DURING THE PERIOD	PAYMENTS DURING THE PERIOD	OUTSTANDING CARRIED DOWN	ORIGINATING FY PERIOD
A	B	C	D	E	F = C+D-E	G	
Construction of Buildings							
Sub-Total							
CONSTRUCTION OF CIVIL WORKS							

LAIKIPIA COUNTY GOVERNMENT
Reports and Financial Statements
For the period ended September 30, 2021

TAMUZI LIMITED	6/01/2021	3,189,036	3,189,036	-	-	3,189,036	2020/2021
NEMIT STEEL AND HARDWARE LIMITED	21/01/2021	3,988,119	3,988,119	-	-	3,988,119	2020/2021
PRO-SONIK LIMITED	29/12/2020	3,296,766	3,296,766	-	-	3,296,766	2020/2021
TECHLINK HYDROSTEMS LIMITED	28-10-2020	3,076,792	3,076,792	-	-	3,076,792	2020/2021
KELIWA ENTERPRISES	30/10/2020	544,190	544,190	-	-	544,190	2020/2021
HAPPIWARA VENTURES LIMITED	6/11/2020	1,743,500	1,743,500	-	-	1,743,500	2020/2021
PHALESI LIMITED	4/12/2020	1,899,928	1,899,928	-	-	1,899,928	2020/2021
BOBMART LIMITED	18/12/2020	3,033,953	3,033,953	-	-	3,033,953	2020/2021
BOBMART LIMITED	17/12/2020	3,009,356	3,009,356	-	-	3,009,356	2020/2021
EQUIZONE CONSTRUCTION SERVICES	1/12/2020	2,901,642	2,901,642	-	-	2,901,642	2020/2021
MARIMAYA INVESTMENT LIMITED	24/12/2020	1,549,600	1,549,600	-	-	1,549,600	2020/2021
KARWIMA ENTERPRISES LIMITED	4/11/2020	2,799,270	2,799,270	-	-	2,799,270	2020/2021
BONFORD ENERGY LIMITED	21/12/2020	2,592,342	2,592,342	-	-	2,592,342	2020/2021
LAWICE ENTERPRISES	28/10/2020	3,125,653	3,125,652	-	-	3,125,652	2020/2021
NANYUKI MACHINERY SERVICES	23/02/2021	846,800	846,800	-	-	846,800	2020/2021
CRATER ENTERPISS AND SUPPLIES LIMITED	21/12/2020	3,205,680	3,205,680	-	-	3,205,680	2020/2021
KWELU LIMITED	6/01/2021	3,400,495	3,400,495	-	-	3,400,495	2020/2021
ANGERUTO HOLDINGS LIMITED	1/12/2020	3,444,852	3,444,852	-	-	3,444,852	2020/2021
PROJOLJO LIMITED	13/01/2021	3,299,274	3,299,274	-	-	3,299,274	2020/2021
VALONNESS GENERAL AGENCIES LIMITED	20/01/2021	1,750,698	1,750,698	-	-	1,750,698	2020/2021
NDIRANGUS HARDWARE	4/03/2017	1,997,520	1,997,520	-	1,997,520	1,997,520	2016/2017
FRAMU CONTRACTORS	31/01/2017	733,542	733,542	-	733,542	733,542	2016/2017
GAGA HARDWARE STORES	4/11/2017	248,820	248,820	-	248,820	248,820	2016/2017
GLOBAL INTERJAPAN	4/01/2017	2,912,712	2,912,712	-	2,912,712	2,912,712	2016/2017
GRANDEATCH HOLDINGS LIMITED	5/11/2017	573,056	573,056	-	573,056	573,056	2016/2017

LAIKIPIA COUNTY GOVERNMENT
Reports and Financial Statements
For the period ended September 30, 2021

KORNER GENERAL MERCHANTS	1/10/2018	437,144	-	437,144	-	437,144	2017/2018
LOLKERRA CONSTRUCTION LIMITED	1/09/2018	147,900	-	147,900	-	147,900	2018/2019
BONNETECH ENTERPRISE	10/02/2018	335,472	-	335,472	-	335,472	2018/2019
AKACHI & AKUCHI LOGISTICS LIMITED	16-12-20	3,194,640	-	3,194,640	-	3,194,640	2019/2020
APEX CONSOLIDATED	23/04/2020	2,353,698	-	2,353,698	-	2,353,698	2019/2020
CAGMA CONSOLIDATED LIMITED	30/03/2020	2,495,572	-	2,495,572	-	2,495,572	2019/2020
CANON BUILDERS & RENOVATORS	14/04/2020	355,680	-	355,680	-	355,680	2019/2020
CANON BUILDERS & RENOVATORS	14/01/2020	2,489,476	-	2,489,476	-	2,489,476	2019/2020
CANON BUILDERS & RENOVATORS	13/05/2020	2,777,852	-	2,777,852	-	2,777,852	2019/2020
CHARMA ENTERPRISES	30/04/2020	1,408,240	-	1,408,240	-	1,408,240	2019/2020
CHARMA ENTERPRISES	2/07/2020	2,809,752	-	2,809,752	-	2,809,752	2019/2020
CHARMA ENTERPRISES	22/06/2020	2,924,592	-	2,924,592	-	2,924,592	2019/2020
CREMONA KENYA LIMITED	27/04/2020	2,891,724	-	2,891,724	-	2,891,724	2019/2020
ELDAN COMPANY LIMITED	18/02/2020	3,777,060	-	3,777,060	-	3,777,060	2019/2020
ELDAN COMPANY LIMITED	13/04/2020	2,880,045	-	2,880,045	-	2,880,045	2019/2020
ELOIZZA TRADING COMPANY LIMITED	8/04/2020	3,284,632	-	3,284,632	-	3,284,632	2019/2020
EQUIZONE CONSTRUCTION SERVICES	22/04/2020	2,799,544	-	2,799,544	-	2,799,544	2019/2020
GRARYAN CONTRACTORS	6/04/2020	1,502,200	-	1,502,200	-	1,502,200	2019/2020
GRARYAN CONTRACTORS LIMITED	21/10/2018	722,680	-	722,680	-	722,680	2019/2020
JADEN HOLDINGS	24/02/2020	3,193,080	-	3,193,080	-	3,193,080	2019/2020
JAKATHUO CONSTRUCTION LIMITED	23/04/2020	2,418,701	-	2,418,701	-	2,418,701	2019/2020
KALISA CONCEPT LTD	27/04/2020	3,200,208	-	3,200,208	-	3,200,208	2019/2020
KOOKOO SARAH LIMITED	10/04/2020	3,997,325	-	3,997,325	-	3,997,325	2019/2020
LAIKITECH ENTERPRISES LTD	10/04/2020	2,496,238	-	2,496,238	-	2,496,238	2019/2020
MENENGAI DRILLING LTD	13/04/2020	3,410,882	-	3,410,882	-	3,410,882	2019/2020
MERTUR GENERAL ENTERPRISES	17/03/2020	2,989,600	-	2,989,600	-	2,989,600	2019/2020

LAIKIPIA COUNTY GOVERNMENT
Reports and Financial Statements
For the period ended September 30, 2021

NEMIT STEEL AND HARDWARE LIMITED	21/01/2021	2,408,960	-	2,408,960	-	2,408,960	2019/2020
NYAHURURU BUILDING AND CONSTRUCTION LIMITED	13/11/2017	1,997,142	-	1,997,142	-	1,997,142	2019/2020
RIFT SUPPLIES AND SERVICES LTD	4/12/2020	3,052,658	-	3,052,658	-	3,052,658	2019/2020
SKYLINE HOLDING LIMITED	27/01/2020	2,992,729	-	2,992,729	-	2,992,729	2019/2020
SOYAMA HARDWARE LTD	16/04/2020	2,980,000	-	2,980,000	-	2,980,000	2019/2020
TESIRIAN ENGINEERING & CONSTRUCTION LIMITED	16/05/2020	3,866,254	-	3,866,254	-	3,866,254	2019/2020
TECHLINK HYDROSYSTEMS LTD	20/08/2020	3,051,797	-	3,051,797	-	3,051,797	2019/2020
YASHINOYA TRADING & CONSTRUCTION LIMITED	16/04/2020	2,970,528	-	2,970,528	-	2,970,528	2019/2020
HAPPIWARA VENTURES LIMITED	14/06/2021	1,984,800	-	1,984,800	-	1,984,800	2020/2021
NIHON KENYA LIMITED	16/12/2020	2,099,010	-	2,099,010	-	2,099,010	2020/2021
GLOBAL WOODS HARDWARE	13/01/2021	3,176,500	-	3,176,500	-	3,176,500	2020/2021
HYDROTECH INTERSERVICES LTD	27/04/2020	2,118,450	-	2,118,450	-	2,118,450	2020/2021
JAKATHUO CONSTRUCTION LTD	23/04/2020	3,152,757	-	3,152,757	-	3,152,757	2020/2021
LAIKIPIA JEMROAN CRUSHER AND CONSTRUCTION SERVICES	27/04/2020	2,445,492	-	2,445,492	-	2,445,492	2020/2021
MAXCON GENERAL CONSTRUCTION & SUPPLIES	8/04/2020	2,957,768	-	2,957,768	-	2,957,768	2020/2021
MENENGAI DRILLING	8/11/2017	3,432,198	-	3,432,198	-	3,432,198	2020/2021
MENENGAI DRILLING LIMITED	13/04/2020	2,520,000	-	2,520,000	-	2,520,000	2020/2021
NANYUKI MACHINERY	6/01/2017	1,678,000	-	1,678,000	-	1,678,000	2020/2021
PROJULJO LIMITED	30/03/2020	2,364,430	-	2,364,430	-	2,364,430	2020/2021
RIFT SUPPLIES AND SERVICES LTD	11/12/2020	3,412,134	-	3,412,134	-	3,412,134	2020/2021
SELECT ANGEL KISS	16/11/2017	1,072,130	-	1,072,130	-	1,072,130	2020/2021
TECHLINK HYDROSYSTEMS LTD	30/03/2020	695,072	-	695,072	-	695,072	2020/2021
TECHLINK HYDROSYSTEMS LTD	16/04/2020	883,920	-	883,920	-	883,920	2020/2021

LAIKIPIA COUNTY GOVERNMENT
Reports and Financial Statements
For the period ended September 30, 2021

WEMARK ENTERPRISES	16/12/2020	3,433,861	-	3,433,861	-	3,433,861	2020/2021
WILCY INVESTMENTS LIMITED	3/01/2017	3,623,384	-	3,623,384	-	3,623,384	2020/2021
TECHLINK HYDROSYSTEMS LTD	30/01/2021	597,400	-	597,400	-	597,400	2020/2021
DEXECOM EA LIMITED	11/04/2021		-	318,900	-	318,900	2020/2021
Sub-Total		185,424,907	52,697,945	133,045,861	185,743,806		
supply of goods							
ZOCOM LIMITED	25/03/2021	2,924,119	2,924,119	-	-	2,924,119	2020/2021
DENMARK INVESTMENTS	20/01/2021	2,932,600	2,932,600			2,932,600	2020/2021
GEST SUPPLIERS	28/07/2020	446,937	446,937			446,937	2020/2021
HELEKIN COMPANY LIMITED	18/12/2020	1,549,716	1,549,716			1,549,716	2020/2021
HAPPIWARA VENTURES LIMITED	21/08/2020	1,211,130	1,211,130			1,211,130	2020/2021
MAZINGIRA TAJIRI	15/12/2020	852,549	852,549			852,549	2020/2021
LERWA ENTERPRISES LIMITED	20/04/2021	898,000	898,000			898,000	2020/2021
HEAL-PRIDE MERCHANTS	22/01/2021	2,248,000	2,248,000			2,248,000	2020/2021
AKACHI AND AKUCHI LOGISTICS LIMITED	4/08/2020	888,750	-	888,750	-	888,750	2019/2020
CREMONA KENYA LIMITED	6/01/2017	976,912	-	976,912	-	976,912	2020/2021
DANROBE GENERAL ENTERPRISES	31/01/2020	187,700	-	187,700	-	187,700	2019/2020
DENVIN INVESTMENT LIMITED	24/01/2020	14,000	-	14,000	-	14,000	2019/2020
GATUNGA GENERAL CONTRACTORS & SUPPLIES	4/01/2020	2,187,900	-	2,187,900	-	2,187,900	2020/2021
JOKINGS HARDWARE	21/06/2018	40,300	-	40,300	-	40,300	2020/2021
KATHINI TRADERS	27/04/2020	2,090,500	-	2,090,500	-	2,090,500	2019/2020
KIWAN HARDWARE	28/01/2020	557,040	-	557,040	-	557,040	2020/2021
MIKIA GENERAL MERCHANTS	26/04/2020	2,983,276	-	2,983,276	-	2,983,276	2019/2020
NARIMI TREENURSERY GROWERS	4/02/2019	476,000	-	476,000	-	476,000	2018/2019
NEDLIZ SUPPLIERS LTD	4/02/2020	188,000	-	188,000	-	188,000	2020/2021

LAIKIPIA COUNTY GOVERNMENT
Reports and Financial Statements
For the period ended September 30, 2021

JEYGAN ENTERPRISES	15/04/2020	1,704,000		1,704,000		1,704,000	2019/2020
BEYLER SUPPLIES	11/11/2020	796,000		796,000		796,000	2020/2021
PREMIER WATER SOLUTIONS LIMITED	29/11/2019	683,254		683,254		683,254	2020/2021
GLOBAL INTERJAPAN	17/11/2016	562,000		562,000		562,000	2019/2020
GLOBAL INTERJAPAN	8/12/2016	158,000		158,000		158,000	2019/2020
SMARTVEWA GENERAL TRADERS	4/08/2021	649,484		649,484		649,484	2019/2020
Sub-Total		28,206,167	13,063,051	15,143,116	-	28,206,167	
supply of services							
DENMARK INVESTMENTS	10/07/2020	1,410,000	1,410,000	-	-	1,410,000	2020/2021
DÉCOR HARDWARE AND ELECTRICAL STORES	15/01/2021	2,272,061	2,272,061	-	-	2,272,061	2020/2021
LAIKIPIA VILLE AGENCIES	2/03/2021	244,542	244,542	-	-	244,542	2020/2021
ACACIA CLASSIC GROUP LIMITED	26/05/2021	1,550,000	1,550,000	-	-	1,550,000	2020/2021
CIFRA CONTRACTORS	22/10/2020	2,090,000	2,090,000	-	-	2,090,000	2020/2021
LAIKIPIA VILLE AGENCIES	20/07/2020	119,700	119,700	-	-	119,700	2020/2021
SPORTSMANS ARMS HOTEL	9/10/2020	200,000	200,000	-	-	200,000	2020/2021
NYAHURURU SPORTS CLUBS	13/10/2020	134,500	162,000	-	-	162,000	2020/2021
LAIKIPIA VILLE AGENCIES	29/07/2020	318,969	318,969	-	-	318,969	2020/2021
SHUTTLE AUTO GARAGE	12/11/2020	168,614	107,510	-	-	107,510	2020/2021
KICKS AIR NET	6/01/2021	384,200	384,200	-	-	384,200	2020/2021
STANDARD GROUP LIMITED	19/03/2021	208,800	208,800	-	-	208,800	2020/2021
LAIKIPIA VILLE AGENCIES	28/09/2020	64,464	64,464	-	-	64,464	2020/2021
LAIKIPIA VILLE AGENCIES	2/03/2021	219,052	219,052	-	-	219,052	2020/2021
MANDUL AUTOCARE GARAGE	19/5/2021	523,850	523,850	-	-	523,850	2020/2021
BRIGHTWAYS TRAVEL AND TOURS	31/12/2019	371,024	-	371,024	-	371,024	2019/2020
GLORY AUTO PARTS	22/06/2018	61,200	-	61,200	-	61,200	2019/2020

LAIKIPIA COUNTY GOVERNMENT
Reports and Financial Statements
For the period ended September 30, 2021

KICKS AIR NET	1/06/2021	348,200	-	348,200	-	348,200	-	348,200	2020/2021
K-LAYERS GENERAL CONTRACTORS	14/05/2018	348,000	-	348,000	-	348,000	-	348,000	2020/2021
LAIKIPIA VILLE AGENCIES	16/06/2020	43,558	-	43,558	-	43,558	-	43,558	2020/2021
LAIKIPIA VILLE AGENCIES	9/07/2020	75,198	-	75,198	-	75,198	-	75,198	2020/2021
LAIKIPIA VILLE AGENCIES	27/05/2020	263,950	-	263,950	-	263,950	-	263,950	2020/2021
MANZ CONSTRUCTION LIMITED	1/02/2018	2,431,620	-	2,431,620	-	2,431,620	-	2,431,620	2020/2021
MORRIS FARM MACHINERY	12/09/2018	253,700	-	253,700	-	253,700	-	253,700	2019/2020
NATION MEDIA GROUP	28/02/2020	635,680	-	635,680	-	635,680	-	635,680	2020/2021
LAIKIPIA VILLE AGENCIES	8/12/2020	32,811	-	32,811	-	32,811	-	32,811	2020/2021
SHUTTLE AUTO GARAGE	5/10/2020	46,113	-	46,113	-	134,413	-	134,413	2020/2021
SHUTTLE AUTO GARAGE	24/07/2020	103,854	-	103,854	-	103,854	-	103,854	2020/2021
Sub-Total		14,923,660	9,875,148	5,103,208	153,292,185	14,978,356	228,928,329		
Grand Total		228,554,734	75,636,144	153,292,185	228,928,329				

LAIKIPIA COUNTY GOVERNMENT
Consolidated Reports and Financial Statements
For the period ended September 30th, 2021

ANNEX 4 – NON- CURRENT ASSETS REGISTER

Asset class	Historical Cost b/f 2020/2021	Additions during the period Q1 2021/2022	Disposals during the period Q1 2021/2022	Transfers in/(out) during the period Q1 2021/2022	Historical Cost c/f
	(Kshs)				(Kshs)
Land	3,298,650,000	-	-	-	3,298,650,000
Buildings and structures	1,159,282,381	-	-	-	1,159,282,381
Infrastructure assets- Roads, Rails	1,425,986,758	9,141,629	-	-	1,435,128,387
Civil works	2,087,043,267	26,193,763	-	-	2,113,237,030
Transport equipment-Motor Vehicles	409,307,614	-	-	-	409,307,614
Household Furniture and Institutional Equipment	21,919,914	-	-	-	21,919,914
Office equipment, furniture and fittings	159,344,922	-	-	-	159,344,922
Specialized Plants, Machinery and Equipment	383,454,270	1,003,393	-	-	384,457,663
Biological assets-Purchase of certified seeds, Breeding Stock and Live Animals	41,950,753	-	-	-	41,950,753
Research, Studies, Project Preparation, Design & Supervision	64,568,611	400,000	-	-	64,968,611
Strategic Stocks and commodities	137,623,436	-	-	-	137,623,436
Intangible assets	22,097,720	-	-	-	22,097,720
Total	9,211,229,647	36,738,785	-	-	9,247,968,432

NB: The balance as at the end of the quarter is the cumulative cost of all assets bought and inherited by the County Government.

Additions during the quarter should tie to note 18 on acquisition of assets during the quarter.

LAIKIPIA COUNTY GOVERNMENT
Consolidated Reports and Financial Statements
For the period ended September 30th, 2021

ANNEX 5 – BANK RECONCILIATION/FO 30 REPORT

(Attach FO 30 Report from IFMIS)

