

**COUNTY GOVERNMENT OF LAIKIPIA
(EXECUTIVE)**

2ND QUARTER REPORTS AND FINANCIAL STATEMENTS

FOR THE PERIOD ENDED



31ST DECEMBER 2020

FY 2020/2021



Prepared in accordance with the Cash Basis of Accounting Method under the International Public Sector Accounting Standards (IPSAS)

COUNTY GOVERNMENT OF LAIKIPIA - EXECUTIVE
FY 2020/2021 Quarterly Report and Financial Statements
For the 2nd quarter ended 31st December 2020

Table of Content	Page
I. KEY ENTITY INFORMATION AND MANAGEMENT.....	iii
II. FORWARD BY THE CECM FINANCE ECONOMIC PLANNING AND COUNTY DEVELOPMENT	viii
III. CORPORATE SOCIAL RESPONSIBILITY STATEMENT/SUSTAINABILITY	xiii
REPORTING	xiii
IV. STATEMENT OF MANAGEMENT RESPONSIBILITIES	xiv
V. STATEMENT OF RECEIPTS AND PAYMENTS.....	1
VI. STATEMENT OF FINANCIAL ASSETS AND LIABILITIES	2
VII. STATEMENT OF CASHFLOW	3
VIII. STATEMENT OF APPROPRIATION: BUDGET & ACTUAL AMOUNTS: RECURRENT AND DEVELOPMENT COMBINED.....	5
IX. STATEMENT OF APPROPRIATION: BUDGET & ACTUAL AMOUNTS: RECURRENT	7
X. STATEMENT OF APPROPRIATION: BUDGET & ACTUAL AMOUNTS: DEVELOPMENT	8
XI. BUDGET EXECUTION BY PROGRAMMES AND SUB-PROGRAMMES	9
XII. COUNTY OWN GENERATED REVENUE PERFORMANCE STATEMENT.....	13
XIII. NOTES TO THE FINANCIAL STATEMENTS.....	14
XIV. OTHER IMPORTANT DISCLOSURES	24
XV. ANNEX 1 – LIST OF COUNTY GOVERNMENT CORPORATIONS & ENTITIES	26
XVI. ANNEX 2 – OUTSTANDING IMPREST	26
XVII. ANNEX 3 – PENDING BILLS	29

COUNTY GOVERNMENT OF LAIKIPIA - EXECUTIVE

FY 2020/2021 Quarterly Report and Financial Statements

For the 2nd quarter ended 31st December 2020

I. KEY ENTITY INFORMATION AND MANAGEMENT

(a) Background information

Laikipia County is one of the 47 Counties in the Republic of Kenya within the Rift Valley Region. “Laikipia” is a Maasai word equivalent to trees plain reflecting the large highland plateau. It borders 7 counties namely Samburu, Isiolo, Meru, Nyeri, Nyandarua, Nakuru and Baringo to the West. It covers an area of 9532.2 km² and is ranked as the 15th largest county in the country by land size and has a population of 518,560 as per the 2019 Kenya Population and Housing Census. The County is cosmopolitan with about 23 communities.

Laikipia County comprises of five administrative sub counties (formerly districts) namely Laikipia East, Laikipia North, Laikipia West, Laikipia Central and Nyahururu. The County consists of three constituencies namely Laikipia East, Laikipia North and Laikipia West. The County interim headquarters is Nanyuki while the gazetted is Rumuruti.

The County is largely rural in settlement and a member of the Central Region Economic Bloc (CEREB), Co-operation for Peace and Development (Amaya Triangle Initiative) and Frontier Counties Development Council.

The main economic activities in the county include ranching, crop farming, beef and dairy farming, tourism and trade. The main crops grown include wheat, maize, beans, potatoes and vegetables. The main livestock types are cattle, goats, sheep and poultry. Major tourist attractions in Laikipia include; wildlife, the unique Maa speaking cultural practices, and the Thomson Falls. Its proximity to Mt. Kenya, Meru National Park, Aberdares ranges and Samburu game parks have equally boosted tourism within the county through provision of hospitality services.

Our vision: *The greatest county with the best quality of life*

Our mission: *To enable every household in Laikipia to lead a prosperous life*

Our core values:

- *People-centeredness*
- *Equity*
- *Accountability*
- *Efficiency*
- *Professionalism*
- *Integrity*
- *Innovativeness*
- *Passion*

COUNTY GOVERNMENT OF LAIKIPIA - EXECUTIVE
FY 2020/2021 Quarterly Report and Financial Statements
For the 2nd quarter ended 31st December 2020

(b) Key Management – The Cabinet



H.E NDIRITU MURIITHI
GOVERNOR – COUNTY GOVERNMENT OF LAIKIPIA

COUNTY GOVERNMENT OF LAIKIPIA - EXECUTIVE
FY 2020/2021 Quarterly Report and Financial Statements
For the 2nd quarter ended 31st December 2020



H.E JOHN MWANIKI
DEPUTY GOVERNOR



KARANJA NJORA
COUNTY SECRETARY/CHIEF OF
STAFF



ROSE MAITAI
CECM ADMINISTRATION, PUBLIC
SERVICE, ICT AND OFFICE OF THE
GOVERNOR



MURUNGI NDAI
CECM FINANCE, ECONOMIC
PLANNING AND COUNTY
DEVELOPMENT, Ag. CECM
EDUCATION & SOCIAL SERVICES



DR. JOSEPH LENAI
CECM HEALTH AND MEDICAL
SERVICES



NJENGA KAHIRO
CECM WATER AND NATURAL
RESOURCES, Ag. CECM
AGRICULTURE, LIVESTOCK &
FISHERIES



JOSEPH SHUEL
CECM INFRASTRUCTURE, LAND
AND URBAN DEVELOPMENT



BIWOTT TIROP
CECM TRADE, TOURISM,
CO-OPERATIVES AND
INDUSTRIALIZATION

COUNTY GOVERNMENT OF LAIKIPIA - EXECUTIVE
FY 2020/2021 Quarterly Report and Financial Statements
For the 2nd quarter ended 31st December 2020

(c) Fiduciary Management

The key management personnel who held office during the quarter ended 31st December 2020 and who had direct fiduciary responsibility were:

No.	Accounting Officers	Name
1	AO Finance Economic Planning and County Development	Paul Njenga
2	AO County Administration, Public Service & Office of the Governor	Karanja Njora
3	AO Health and Medical Services	Dr. Donald Mogoi
4	AO Agriculture, Livestock and Fisheries	Emily Kioko
5	AO Infrastructure, Land and Urban Development	Dancan Mwangi
6	AO Education and Social Services	James Mbuco
7	AO Trade, Tourism, Co-operatives and Industrialization	Jemimmah Mburugu
8	AO Water and Natural Environment	Evans Kamau
No.	County Treasury Members	Name
1	CECM Finance Economic Planning and County Development	Murungi Ndai
2	AO Finance Economic Planning and County Development	Paul Njenga
3	Director Accounting Services	Daniel Ngumi
4	Director Internal Audit	Mary Wachiuri
5	Director Economic Planning	Charles Nderitu
6	CEO Laikipia County Revenue Board	Prudence Waithera
7	CEO Laikipia County Development Authority	Jessy Mugo
8	Asst. Director Budget	Julius Kingori
9	Asst. Director Financial Reporting	Florence Wangechi
10	Ag. Director Supply Chain Management	Josephine Njoki
11	Ag. Director Asset Management	Nelson Ochungo

(d) Fiduciary Oversight Arrangements

County Assembly of Laikipia
 County Executive Committee
 Laikipia County Executive Audit Committee
 Senate Public Accounts Committee
 Office of the Controller of Budget.
 Office of the Auditor-General
 Development Partners Oversight

(e) Entity Headquarters

P.O. Box 1271 - 10400
 Interim County Headquarter Building
 Kenyatta Avenue
 Nanyuki, Kenya

(f) Entity Contacts

Telephone: +254 740031031
 E-mail: reports.treasury@laikipia.go.ke
 Website: www.laikipia.go.ke

COUNTY GOVERNMENT OF LAIKIPIA - EXECUTIVE
FY 2020/2021 Quarterly Report and Financial Statements
For the 2nd quarter ended 31st December 2020

(g) Entity Bankers

1. Central Bank of Kenya
Haile Selassie Avenue
P.O. Box 60000, City Square 00200
Nairobi, Kenya

2. Kenya Commercial Bank
Nairobi, Kenya

3. Co-operative Bank
Nairobi, Kenya

4. Equity Bank
Nairobi, Kenya

5. Family Bank
Nairobi, Kenya

(h) Independent Auditors

Anniversary Towers, University Way
Tel ISDN NO. +254-020-3214000
oag@oagkenya.go.ke
Fax +254-20-311482
P.O. Box 30084 0100
Nairobi.

(i) Principal Legal Adviser

The Attorney General
State Law Office
Harambee Avenue
P.O. Box 40112
City Square 00200
Nairobi, Kenya

(j) County Legal Adviser

P.O. Box 1271 - 10400
Interim County Headquarter Building
Kenyatta Avenue
Nanyuki, Kenya

COUNTY GOVERNMENT OF LAIKIPIA - EXECUTIVE
FY 2020/2021 Quarterly Report and Financial Statements
For the 2nd quarter ended 31st December 2020

II. FORWARD BY THE CECM FINANCE ECONOMIC PLANNING AND COUNTY DEVELOPMENT

It is my pleasure to present the Laikipia County Government's Quarterly Financial Reports for the 2nd Quarter ended 31st December 2020. The County Government of Laikipia Financial Statements for the 2nd Quarter have been prepared in line with The PFM Act 2012 and are in line with the format prescribed by The Public Sector Accounting Standards Board. The PFM Act 2012 Section 166 (4) requires that these statements be submitted to The County Assembly and copies be submitted to The National Treasury, The Office of the Controller of Budget and The Commission of Revenue Allocation within one month after end of each quarter. Pursuant to the PFM Act 2012 Section 149 I confirm that there was accountability to the county assembly in ensuring that the resources of the county government were authorised and lawfully utilised in an effective, efficient, economical and transparent manner.

The link between policy, planning, budgeting and reporting continues being critical as provided for in the Constitution and County Government Act. The financial statements play a critical role in the decision making, management and accountability of public resources. To strengthen the public finance management, the County government will continue to embrace timely financial reporting and deepen public financial reforms e.g. use of the Laikipia County Statistical abstract which is prepared annually as part of budget preparation, project management and strengthening of the financial reporting unit to increase efficiency and effectiveness in service delivery.

The County is committed in ensuring transparency by relaying performance indicators to the public. This will be realized through publishing and publicising financial and non-financial reports as required by the Constitution and the PFM Act 2012.

CORPORATE GOVERNANCE

The functions of County Governments are contained in the Fourth Schedule (Constitution 2010) while the county operates as guided by the County Government Act 2012. The County is headed by The Governor, who is responsible for its general policy and strategic direction and is accountable to the County Assembly and Senate Public Accounts Committee. County Governments consist of two arms namely, the County Assembly and the County Executive.

The County Assembly is the legislative authority of county laws, general oversight of the County Government and representation of the people is vested on County Assembly. It consists of 25 Members of County Assembly (MCAs). The County Executive is the executive arm and comprises of the governor, the deputy governor, the County Executive Committee Members (CECMs) and the County Public Service. Members while the Chief Officer is the accounting and /or the authorized officer of the department.

COUNTY GOVERNMENT OF LAIKIPIA - EXECUTIVE

FY 2020/2021 Quarterly Report and Financial Statements

For the 2nd quarter ended 31st December 2020

To improve on its financial and operational performance, the county has formulated various boards and committees composed of committee members with relevant qualifications and experience; and whose remuneration is guided by the Salaries & Remuneration Commission.

The County Government of Laikipia has formulated the following statutory committees and boards;

1. Laikipia County Audit Committee

It was constituted in April 2018 as required by the PFM Regulations 2015 and is guided by an Audit Charter that was approved in September 2018. The committee members are:

No.	Names	Designation	Qualifications
1	Anthony Kiritu	Chairperson	MBA, CPA(K),ICPAK member
2	James Sambu	Member	MBA, CPA(K),ICPAK member
3	Joseph Kimathi	Member	MBA, CPA(K),ICPAK member
4	Elizabeth Kingoo	Member	PhD Supply Chain, CPA(K), ICPAK member
5	Julius Kingori	Treasury Representative	MBA, CPS, CPA(K),ICPAK member
6	Mary Wachiuri	Head of Internal Audit	MBA, CFE, CPA(K),ICPAK member

2. Laikipia County Public Service Board

Laikipia County Public Service Board was established by The Laikipia County Public Service Board Act June 2014. The board members are;

No.	Names	Designation
1	Margaret Mumbi	Chairperson
2	Timothy Wamiti	Secretary
3	Patricia Wangui	Member
4	John Ekale	Member
5	Benson Sururu	Member
6	Christine Chepkoech	Member
7	Moses Mwaura	Member

Other boards and committees formulated by Laikipia County Government are;

1. Laikipia County Revenue Board (LCRB)
2. Laikipia County Development Authority (LCDA)
3. Laikipia County Enterprise Fund Board
4. Laikipia County Co-operative Fund Board
5. County Alcoholic Drinks Regulation Committee
6. The County Budget and Economic Forum
7. County Environmental Committee
8. Nanyuki Teaching & Referral Hospital Board
9. Nyahururu Referral Hospital Board
10. Covid-19 Emergency Response Fund Committee
11. Rumuruti Municipality Board
12. Laikipia County Pending Bills Committee

COUNTY GOVERNMENT OF LAIKIPIA - EXECUTIVE
FY 2020/2021 Quarterly Report and Financial Statements
For the 2nd quarter ended 31st December 2020

FINANCIAL PERFORMANCE

1. Revenue

The County government's share of revenue raised nationally is determined annually through CARA, as required by Article 202 of the Kenyan Constitution. CARA determines each County's Equitable Share, Conditional Allocations from National Government, and Conditional Allocations from Development partners. Other than allocations provided by CARA, the County also finances its operations through local generated revenue and it continues to explore and innovate efficient ways to increase local revenue collections through the Laikipia County Revenue Board.

In the 1st Half of FY 2020/2021, the County realized 34% of its revenue budget as illustrated in the table below.

Table 1: Budget realisation as at 31st December 2020

Description	2020/21 Approved Budget Estimates	Bank Balances 01/07/2020	Q1 2020/21 Revenue Realized	Q2 2020/21 Revenue Realized	Realized revenue by 31/12/2020	Unrealized revenue by 31/12/2020	Realization 31/12/2020 %
	A	B	C	D	E = C+D	F = A-E	G = E/A*100
Equitable Share	4,830,560,000	-	359,290,800	1,378,674,000	1,737,964,800	3,092,595,200	36%
Own Source Revenue	1,006,875,000	-	122,970,133	200,002,977	322,973,110	683,901,890	32%
Conditional Grants	1,089,492,049	-	-	107,780,319	107,780,319	981,711,730	10%
Conditional Grants (opening balances)	264,404,087	264,404,087	-	-	264,404,087	-	100%
Opening Balances	-	20,791,444	18,783	-	20,810,227	-	-
Grand Total	7,191,331,136	285,195,531	482,279,716	1,686,457,296	2,453,932,542	4,758,208,820	34%

Table 2: Detailed Analysis of the Revenue Budget and amounts realised as at 31st December 2020

Description	Total Budget 2020/2021	Amounts realized Opening Balances & Q1 2020/2021	Amounts realized Q2 2020/2021	Total amounts available in 2020/21
	A	B	C	D = B+C
Equitable Share	4,830,560,000	359,290,800	1,378,674,000	1,737,964,800
County Executive	4,321,366,250	307,994,863	1,232,017,056	1,540,011,919
County Assembly	509,193,750	51,295,937	146,656,944	197,952,881
County Own Source Revenue	1,006,875,000	122,970,133	200,002,977	322,973,110
Hospital revenue	350,000,000	61,636,717	79,373,128	141,009,845
Vocational training centres	25,000,000	-	3,423,000	3,423,000.00
Other local sources	631,875,000	61,333,416	117,206,849	178,540,265
Domestic Grants	482,707,063	59,143,046	-	59,143,046
Vocational Training Grant	56,780,795	9,935,901	-	9,935,901
User fee forgone	9,968,208	-	-	-
Medical leasing equipment	132,021,277	-	-	-
Road Maintenance Levy Fund	192,592,783	49,207,145	-	49,207,145
MOH Covid-19 Funds	91,344,000	-	-	-
Foreign Grants	871,189,073	205,261,041	107,780,319	313,041,359
Kenya Urban Support Project (KUSP)	50,000,000	35,761,940	-	35,761,940
Kenya Urban Institutional Grant (KUIG)	8,800,000	8,800,000	-	8,800,000

COUNTY GOVERNMENT OF LAIKIPIA - EXECUTIVE
FY 2020/2021 Quarterly Report and Financial Statements
For the 2nd quarter ended 31st December 2020

Kenya Climate Smart Agriculture Project (KCSAP)	394,359,134	61,229,861	100,455,119	161,684,979
EU IDEAS LED	92,457,157	38,512,939	-	38,512,939
UNICEF Primary Health Care Grant	11,362,004	-	1,385,200	1,385,200
KDSP Level 1 - capacity building	125,137,774	39,016,747	-	39,016,747
KDSP Level 2 - investment	-	-	-	-
Transforming Health Care Systems (THSUCP)	125,061,404	-	-	-
Agricultural Sector Development Support Programme (ASDSP)	47,546,600	21,939,554	-	21,939,554
DANIDA Grant	11,880,000	-	5,940,000	5,940,000
DANIDA Covid-19 Funds	4,585,000	-	-	-
Opening Balances	-	20,810,227	-	20,810,227
CRF Returns	-	1,989,103	-	1,989,103
Emergency Fund	-	15,128,807	-	15,128,807
HSSF	-	3,692,317	-	3,692,317
GRAND TOTAL	7,191,331,136	767,475,247	1,686,457,296	2,453,932,543

2. Payments

The PFM Act provides for management of public funds and gives guidelines on planning, budgeting and execution of public funds. Laikipia County Executive adhered to these guidelines when implementing the budget.

The County Executive attained a 27% budget utilization as at the end of the 2nd Quarter due to Cashflow challenges experienced in the entire Half year; having not received disbursement from the National Treasury for the 2-month (November & December) equitable share and grants. Critical expenditure such salaries were paid through bank borrowings and repaid upon receipt of cash from National Treasury; while essential services and Covid-19 activities were paid using available opening balances and local revenue collections.

Table 3: Budget utilization as at 31st December 2020

Expense Item	2020/2021 Budget	Actual Q1 2020/2021	Actual Q2 2020/2021	Actual Cum. to Q2 2020/2021	Budget utilization difference to Q2 2020/2021	Budget utilization to Q2 2020/2021 (%)
	A	B	C	D = B+C	E = A-D	F = (D/A)
PAYMENTS						
Compensation of Employees	2,802,311,605	257,386,235	898,289,847	1,155,676,083	1,646,635,523	41%
Use of goods and services	1,218,516,886	106,080,732	140,598,456	246,679,188	971,837,698	20%
Transfers to County Entities	1,847,714,184	84,872,471	286,564,192	371,436,663	1,476,277,521	20%
Other grants and transfers	141,750,000	-	30,000,000	30,000,000	111,750,000	21%
Social Benefits	21,000,000	-	-	-	21,000,000	0%
Other Payments	486,535,696	14,719,202	735,000	15,454,202	471,081,494	3%
Acquisition of Assets	1,402,095,049	22,921,703	307,696,836	330,618,539	1,071,476,511	24%
TOTAL PAYMENTS	7,919,923,421	485,980,343	1,663,884,331	2,149,864,674	5,770,058,747	27%

Other grants and transfers – scholarships, relief assistance and subsidies to small businesses through the Economic Stimulus Fund

Social benefits – NHIF subsidy paid by the County for vulnerable families

Other Payments – Budgetary reserves- pending bills (Kshs. 718,000,000-261,464,303) and Emergency Fund (Kshs. 30,000,000). Out of the total Kshs. 718,000,000 Budgetary reserves, Kshs. 261,464,303 utilized and has been reclassified into the categories for which the bills were paid being; Kshs. 28,036,235 paid under use of goods and 233,428,068 paid under acquisition of assets.

COUNTY GOVERNMENT OF LAIKIPIA - EXECUTIVE
FY 2020/2021 Quarterly Report and Financial Statements
For the 2nd quarter ended 31st December 2020

3. Cashflow

As stated above, the County experienced cash flow challenges due to delayed disbursement of both Equitable Share and Grants from the National Treasury. Despite the cash flow challenges, the County managed to run its operations prioritizing payment of essential services, while liaising with financial institutions for payment of salaries.

OPERATIONAL PERFORMANCE

The County's operations are structured in terms of departments which are headed by County Executive Committee Members (CECMs) who are appointed by the Governor with approval by the County Assembly. The county executive functions are discharged by departments through implementation of projects and programs that are allocated funds through the budget. Each department has an Accounting Officer (AO) responsible for managing the finances of that department.


In this quarter, the County had limited activities due to the cash flow challenges and survived through prioritizing of Covid-19 activities and essential services as stated above.

The County has successfully submitted the County Statistical Abstract 2020, Finance Bill 2020 and CBROP 2020-2021 during the first half year.

Conclusion

On behalf of Laikipia County Government, I would like to thank HE The Governor and The Deputy Governor for the leadership and support they have provided during this period. Further, my sincere gratitude goes to the County Executive Committee Members, the Accounting officers and the entire Laikipia County Staff for their continued hard work, commitment, dedication to realise the goals as set in the budget while ensuring service delivery to the people of Laikipia County. Further, I would also like to thank the entire County Assembly led by the wise leadership of the Speaker and the County Clerk for their co-operation and oversight role.

Finally, my sincere appreciation to all the citizens of Laikipia County for their continuous engagement with the County Government to ensure efficient service delivery and value for money in all our undertakings.



Murungi Ndai

CECM Finance, Economic Planning and County Development
County Government of Laikipia



COUNTY GOVERNMENT OF LAIKIPIA - EXECUTIVE

FY 2020/2021 Quarterly Report and Financial Statements

For the 2nd quarter ended 31st December 2020

III. CORPORATE SOCIAL RESPONSIBILITY STATEMENT/SUSTAINABILITY REPORTING

Our purpose as Laikipia County Executive is to include the citizens in development activities and transforming lives. This is the driving force behind everything we do and it's what guides us to deliver our strategy while putting the citizens first, delivering relevant projects and services, and improving operational excellence. Below is a brief highlight of our achievements;

Sustainability strategy and profile

The County's top management has activated various sustainability strategies for the County including but not limited to:

- Ensuring continuous compliance with government laws, regulations, policies and standards
- Developing cost and capital saving strategies e.g. The Civil Works Program, The Leasing Program
- Working towards developing a County Risk Management Framework Policy that will help the County identify and mitigate risks
- Engaging citizens through public participation to incorporate their ideas and contributions on County development matters

Employee welfare

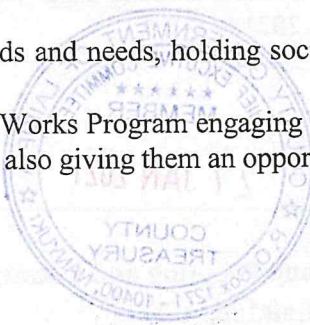
- The County has a Public Service Board that is charged with the responsibility of developing and implementing human resource policies and framework for the County Executive in line with the relevant laws.
- Empowering its employees through continues skills development and training e.g. Dekut enrolment 100 staff to study project management, training with various professional bodies.
- The County Executive also has an appraisal system for staff performance appraisal; as well as a performance reward system

Market place practices

- The County Executive is guide by the PPDA Act 2015 on procurement matters to ensure compliance with laws and regulations, responsible competition practices with issues like anti-corruption, fair competition, good business practices, honouring contracts.
- The County Executive also practices responsible marketing and advertisement as well as respecting payment practices

Community Engagements

- Engaging citizens to identify their demands and needs, holding social community activities eg. Sports.
- The County has also introduced the Civil Works Program engaging the youth in various parts of Laikipia to support them financially while also giving them an opportunity for skills learning



COUNTY GOVERNMENT OF LAIKIPIA - EXECUTIVE
FY 2020/2021 Quarterly Report and Financial Statements
For the 2nd quarter ended 31st December 2020

IV. STATEMENT OF MANAGEMENT RESPONSIBILITIES

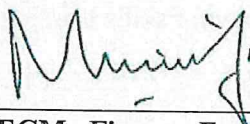
Section 166 of the PFM Act requires that an Accounting Officer for a County Government entity prepares a report for each quarter of the financial year in respect of the entity. The County Executive Committee (CEC) Member for Finance being the Head of the County Treasury is responsible for the preparation and presentation of the County Government's financial statements, which give a true and fair view of the state of affairs of the County Government for and as at the end of the quarter ended on December 2020. This responsibility includes: (i) maintaining adequate financial management arrangements and ensuring that these continue to be effective throughout the reporting period; (ii) maintaining proper accounting records, which disclose with reasonable accuracy at any time the financial position of the County Government; (iii) designing, implementing and maintaining internal controls relevant to the preparation and fair presentation of the financial statements, and ensuring that they are free from material misstatements, whether due to error or fraud; (iv) safeguarding the assets of the County Government; (v) selecting and applying appropriate accounting policies; and (vi) making accounting estimates that are reasonable in the circumstances.

The CEC Member for Finance accepts responsibility for the County Government's financial statements, which have been prepared on the Cash Basis Method of Financial Reporting, using appropriate accounting policies in accordance with International Public Sector Accounting Standards (IPSAS). The CEC Member for Finance is of the opinion that this report gives a true and fair view of the state of the County Government's transactions during the quarter ended December 2020, and of its financial position as at that date. The CEC Member for Finance further confirms the completeness of the accounting records maintained for the County Government which have been relied upon in the preparation of this report as well as the adequacy of the systems of internal financial control.

The CEC Member for Finance confirms that the County Government has complied fully with applicable Government Regulations and the terms of external financing covenants (where applicable), and that the County Government's funds received during the quarter under audit were used for the eligible purposes for which they were intended and were properly accounted for. Further the CEC Member for Finance confirms that the County Government's financial statements have been prepared in a form that complies with relevant accounting standards prescribed by the Public Sector Accounting Standards Board of Kenya.

Approval of the financial statements

The County Government's financial statements were approved and signed by the CEC member for finance on _____ 2021.



CECM- Finance Economic Planning and County Development
County Government of Laikipia

COUNTY GOVERNMENT OF LAIKIPIA - EXECUTIVE

FY 2020/2021 Quarterly Report and Financial Statements

For the 2nd quarter ended 31st December 2020

V. STATEMENT OF RECEIPTS AND PAYMENTS

Description	Note	Q1 2020/21		Q2 2020/21		Q3 2020/21		Q4 2020/21		Cumulative 2020/21		Comparative Q2 2019/20		Comparative Cumm to Q2 2019/20	
		Kshs	Kshs	Kshs	Kshs	Kshs	Kshs	Kshs	Kshs	Kshs	Kshs	Kshs	Kshs	Kshs	Kshs
RECEIPTS															
Equitable Share	1	359,290,800	1,378,674,000	-	-	-	-	-	-	1,737,964,800	-	752,004,000	1,478,941,200		
Proceeds from Domestic Grants	2	-	-	-	-	-	-	-	-	-	-	29,647,406	29,647,406		
Proceeds from Foreign Grants	3	-	107,780,319	-	-	-	-	-	-	107,780,319	-	57,703,646	57,703,646		
County Own Generated Revenues	4	122,970,133	200,002,977	-	-	-	-	-	-	322,973,110	-	149,958,451	289,870,407		
Returns to CRF	5	18,783	-	-	-	-	-	-	-	18,783	-	-	2,958,156		
TOTAL RECEIPTS		482,279,716	1,686,457,296	-	-	-	-	-	-	2,168,737,011	-	989,313,503	1,859,120,814		
PAYMENTS															
Compensation of Employees	6	(257,386,235)	(898,289,847)	-	-	-	-	-	-	(1,155,676,083)	-	(766,648,145)	(1,316,549,421)		
Use of goods and services	7	(106,080,732)	(140,598,456)	-	-	-	-	-	-	(246,679,188)	-	(280,244,347)	(318,040,466)		
Transfers to County Entities	8	(84,872,471)	(286,564,192)	-	-	-	-	-	-	(371,436,663)	-	(228,229,188)	(299,516,988)		
Other grants and transfers	9	-	(30,000,000)	-	-	-	-	-	-	(30,000,000)	-	(91,300)	(202,184)		
Social Security Benefits	10	-	-	-	-	-	-	-	-	-	-	-	-		
Other Payments	11	(14,719,202)	(735,000)	-	-	-	-	-	-	(15,454,202)	-	-	-		
Acquisition of Assets	12	(22,921,703)	(307,696,836)	-	-	-	-	-	-	(330,618,539)	-	(78,834,329)	(79,584,329)		
TOTAL PAYMENTS		(485,980,343)	(1,663,884,331)	-	-	-	-	-	-	(2,149,864,674)	-	(1,354,047,309)	(2,013,893,388)		
SURPLUS/DEFICIT		(3,700,627)	22,572,965	-	-	-	-	-	-	18,872,337	-	(364,733,806)	(154,772,573)		

This statement is prepared under Cash basis IPSAS and hence does not report on revenue opening balances amounting to Kshs. 285,195,531; since these were received and reported as receipts in FY 2019/20. The Statement of Appropriation (Tablement) reports on all the revenue available for use.

The financial statements were approved on _____ 2021 and signed _____

[Signature]

Chief Officer – Finance Economic Planning
and County Development
Name: Paul Njenga

[Signature]

Head of Treasury Reporting
Name: Daniel Ngumi
ICPAK Member No. 8207

[Signature]

Assistant Director – Financial Reporting
Name: Florence Wangeci
ICPAK Member No. 24000
FINANCIAL REPORTING
AND COUNTY DEVELOPMENT

COUNTY GOVERNMENT OF LAIKIPIA - EXECUTIVE

FY 2020/2021 Quarterly Report and Financial Statements

For the 2nd quarter ended 31st December 2020

VI. STATEMENT OF FINANCIAL ASSETS AND LIABILITIES

Description	Note	Q1 2020/21				Q2 2020/21				Q3 2020/21				Q4 2020/21				Comparative Q2 2019/20			
		Kshs				Kshs				Kshs				Kshs				Kshs			
FINANCIAL ASSETS																					
Cash and Cash Equivalents																					
Bank Balances	13A	268,831,748				288,879,945				-				-				491,926,589			
Cash Balances	13B	-				-				-				-				-			
Total Cash and cash equivalents		268,831,748				288,879,945				-				-				491,926,589			
Accounts Receivables – Outstanding Imprests	14	24,533,209				17,615,890				-				-				32,269,082			
TOTAL FINANCIAL ASSETS		293,364,957				306,495,836				-				-				524,195,671			
FINANCIAL LIABILITIES																					
Accounts Payables – Deposits and Retentions	15	(13,246,568)				(3,804,483)				-				-				(49,649,827)			
NET FINANCIAL ASSETS		280,118,388				302,691,352				-				-				474,545,845			
REPRESENTED BY																					
Fund balance b/fwd.	16	283,819,015				280,118,388				302,691,352				302,691,352				839,279,650			
Surplus/Deficit for the year		(3,700,627)				22,572,965				-				-				(364,733,806)			
NET FINANCIAL POSITION		280,118,388				302,691,352				302,691,352				302,691,352				474,545,844			


The financial statements for 2021 and signed by _____ 2021



Chief Officer – Finance Economic and Planning
and County Development
Name: Paul Njenga



Head of Treasury Accounting
Name: Daniel Mutai
ICPAK Member No: 82007



Assistant Director – Financial Reporting
Name: Florence Wangeci
ICPAK Member No: 5200000
FINANCIAL REPORTING AND ECONOMIC PLANNING

COUNTY GOVERNMENT OF LAIKIPIA - EXECUTIVE

FY 2020/2021 Quarterly Report and Financial Statements

For the 2nd quarter ended 31st December 2020

VII. STATEMENT OF CASHFLOW

Description	NOTE	Q1 2020/21		Q2 2020/21		Q3 2020/21		Q4 2020/21		Comparative Q2 2019/20	
		Kshs		Kshs		Kshs		Kshs		Kshs	
CASH FLOW FROM OPERATING ACTIVITIES											
Receipts from operating income											
Equitable Share	1	359,290,800	1,378,674,000	-	-	-	-	-	-	752,004,000	-
Proceeds from Domestic Grants	2	-	-	-	-	-	-	-	-	29,647,406	-
Proceeds from Foreign Grants	3	-	107,780,319	-	-	-	-	-	-	57,703,646	-
County Own Generated Revenues	4	122,970,133	200,002,977	-	-	-	-	-	-	149,958,451	-
Returns to CRF	5	18,783	-	-	-	-	-	-	-	-	-
Payments for operating expenses											
Compensation of Employees	6	(257,386,235)	(898,289,847)	-	-	-	-	-	-	(766,648,145)	-
Use of goods and services	7	(106,080,732)	(140,598,457)	-	-	-	-	-	-	(280,244,347)	-
Transfers to County Entities	8	(84,872,471)	(286,564,192)	-	-	-	-	-	-	(228,229,188)	-
Other grants and transfers	9	-	(30,000,000)	-	-	-	-	-	-	(91,300)	-
Social Security Benefits	10	-	-	-	-	-	-	-	-	-	-
Other Payments	12	(14,719,202)	(735,000)	-	-	-	-	-	-	-	-
Adjusted for:											
Changes in Accounts Receivables: Outstanding Imprest	17	(24,353,209)	6,917,319	-	-	-	-	-	-	(24,257,325)	-
Changes in Accounts Payables: Retentions and Deposit	18	3,594,000	(9,442,085)	-	-	-	-	-	-	25,848,488	-
Net cash flows from operating activities		(1,538,134)	327,745,034	-	-	-	-	-	-	(284,308,314)	-
CASHFLOW FROM INVESTING ACTIVITIES											
Acquisition of Assets	11	(22,921,703)	(307,696,836)	-	-	-	-	-	-	(78,834,329)	-
Net cash flows from investing activities		(22,921,703)	(307,696,836)	-	-	-	-	-	-	(78,834,329)	-
CASHFLOW FROM FINANCING ACTIVITIES											
Proceeds from Domestic Borrowings		-	-	-	-	-	-	-	-	-	-
Proceeds from Foreign Borrowings		-	-	-	-	-	-	-	-	-	-
Net cash flow from financing activities		-	-	-	-	-	-	-	-	-	-
NET INCREASE IN CASH AND CASH EQUIVALENT		(24,459,837)	20,048,198	-	-	-	-	-	-	(363,142,643)	-
Cash and cash equivalent at BEGINNING of the quarter		293,291,583	268,831,748	288,879,946	288,879,946	288,879,946	288,879,946	288,879,946	288,879,946	855,069,231	-
Cash and cash equivalent at END of the quarter		268,831,748	288,879,945	288,879,946	288,879,945	288,879,946	288,879,946	288,879,946	288,879,946	491,926,589	-

COUNTY GOVERNMENT OF LAIKIPIA - EXECUTIVE

FY 2020/2021 Quarterly Report and Financial Statements

For the 2nd quarter ended 31st December 2020

The financial statements were approved on _____ 2021 and signed _____

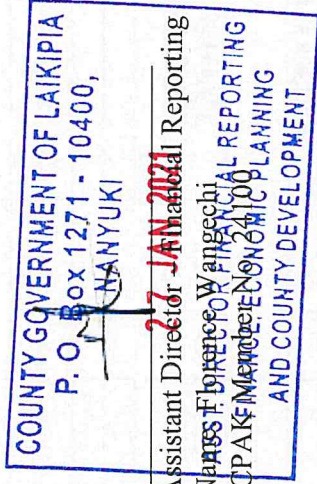


[Handwritten signature]

Chief Officer – Finance Economic and
County Development
Name: Paul Njenga



Head of Treasury Accounting
Name: Daniel Ngumi
ICPAK Member No. 8207



Assistant Director Financial Reporting
Name: ~~Francis Wangeci~~
ICPAK Member No. 24100

COUNTY GOVERNMENT OF LAIKIPIA - EXECUTIVE
FY 2020/2021 Quarterly Report and Financial Statements
For the 2nd quarter ended 31st December 2020

VIII. STATEMENT OF APPROPRIATION: BUDGET & ACTUAL AMOUNTS: RECURRENT AND DEVELOPMENT COMBINED

Receipt/Expense Item	FY 2020/2021 Approved Budget Estimates	Actual Q1 2020/2021	Actual Q2 2020/2021	Actual cumulative to Q2 2020/2021	Budget utilization difference to Q2 2020/2021	Budget utilization to Q2 2020/2021 (%)
	A	B	C	D = B+C	E = A-D	F = (D/A)
RECEIPTS						
Equitable Share	4,830,560,000	359,290,800	1,378,674,000	1,737,964,800	3,092,595,200	36%
Proceeds from Domestic Grants	482,707,063	59,143,046	-	59,143,046	423,564,017	12%
Proceeds from Foreign Grants	871,189,073	205,261,041	107,780,319	313,041,359	558,147,714	36%
County Own Generated Revenues	1,006,875,000	122,970,133	200,002,977	322,973,110	683,901,890	32%
CRF Returns	-	20,810,227	-	20,810,227	(20,810,227)	0%
TOTAL RECEIPTS	7,191,331,136	767,475,246	1,686,457,296	2,453,932,542	4,737,398,594	34%
PAYMENTS						
Compensation of Employees	2,802,311,605	257,386,235	898,289,847	1,155,676,083	1,646,635,523	41%
Use of goods and services	1,218,516,886	106,080,732	140,598,456	246,679,188	971,837,698	20%
Transfers to County Entities	1,847,714,184	84,872,471	286,564,192	371,436,663	1,476,277,521	20%
Other grants and transfers	141,750,000	-	30,000,000	30,000,000	111,750,000	21%
Social Benefits	21,000,000	-	-	-	21,000,000	0%
Other Payments	486,535,696	14,719,202	735,000	15,454,202	471,081,494	3%
Acquisition of Assets	1,402,095,049	22,921,703	307,696,836	330,618,539	1,071,476,511	24%
TOTAL PAYMENTS	7,919,923,421	485,980,343	1,663,884,331	2,149,864,674	5,770,058,747	27%

Under-realization of the revenue budget was due to:

1. Non-disbursement of 2 months (November and December) Equitable Share by The National Treasury.
 2. Non-disbursement of most Domestic and Foreign Grants by The National Treasury.
 3. Low collection of local taxes as most businesses and activities have been negatively affected by Covid-19 pandemic, however revenue collection is expected to have a significant increase in the 3rd quarter since most annual licences are payable in that quarter
- Amounts realized under Opening Balances include; CRF Returns, Emergency Fund and HSSF Bank opening balances and shall be recognized as revenue in the supplementary budget

Under-utilization of the expenditure budget was due to;

- Non-disbursement of funds by The National Treasury for Equitable Share and Grants; thus the County minimized its activities due to limited cash flow.
- The County liaised with Financial Institutions for payment of Salaries, and issued letters to government institutions on delayed payment of statutory deductions

- ❖ Other grants and transfers – scholarships, relief assistance and subsidies to small businesses
- ❖ Social benefits – NHIF subsidy paid by the County for vulnerable families
- ❖ Other Payments – Budget for budgetary reserves, Emergency Fund and Civil Contingency

COUNTY GOVERNMENT OF LAIKIPIA - EXECUTIVE

FY 2020/2021 Quarterly Report and Financial Statements

For the 2nd quarter ended 31st December 2020

Table 4: Reconciliation of Revenue in Statement of Receipts and Payments Against Statement of Appropriation

Description	Statement of Receipts and Payments	Statement of Appropriation	Variations	REMARKS
	A	B	C = A - B	
Equitable Share	1,737,964,800	1,737,964,800	-	
Own Source Revenue	322,973,110	322,973,110	-	
Vocational Training Grant (Youth Polytechnics)	-	9,935,901	(9,935,901)	Opening Bank Balance
Road Maintenance Levy Fund	-	49,207,145	(49,207,145)	Opening Bank Balance
Kenya Urban Support Project (KUSP)	-	35,761,940	(35,761,940)	Opening Bank Balance
Kenya Urban Institutional Grant (KUIIG)	-	8,800,000	(8,800,000)	Opening Bank Balance
Kenya Climate Smart Agriculture Project (KCSAP)	100,455,119	161,684,980	(61,229,861)	Opening Bank Balance
EU IDEAS LED	-	38,512,939	(38,512,939)	Opening Bank Balance
UNICEF Primary Health Care Grant	1,385,200	1,385,200	-	
KDSP Level 1 - capacity building	-	39,016,747	(39,016,747)	Opening Bank Balance
KDSP Level 2 - investment	-	-	-	
Danida Grant	5,940,000	5,940,000	-	
Agricultural Sector Development Support Programme (ASDSP)	-	21,939,554	(21,939,554)	Opening Bank Balance
Opening Balance	18,783	20,810,227	(20,791,444)	Opening Bank Balance
GRAND TOTAL	2,168,737,011	2,453,932,542	(285,195,531)	

The table above explains the variance in revenue between the two statements and further confirms the explanation given on deficit under the Statement of Receipts and Payments

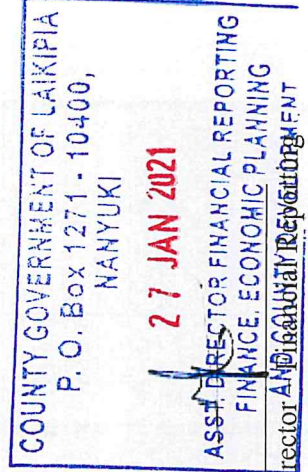
The financial statements were approved on _____ 2021 and signed by:



Chief Officer – Finance Economic Planning and County Development
Name: Paul Njenga



Head of Treasury – Accounting
Name: Daniel Ngumi
ICPAK Member No. 8207



Assistant Director – Financial Reporting
Name: Florence Wangechi
ICPAK Member No. 24100

COUNTY GOVERNMENT OF LAIKIPIA - EXECUTIVE

FY 2020/2021 Quarterly Report and Financial Statements

For the 2nd quarter ended 31st December 2020

IX. STATEMENT OF APPROPRIATION: BUDGET & ACTUAL AMOUNTS: RECURRENT

Receipt/Expense Item	FY 2020/2021 Approved Budget Estimates	Actual Q1 2020/2021	Actual Q2 2020/2021	Actual cumulative to Q2 2020/2021	Budget utilization difference to Q2 2020/2021	Budget utilization to Q2 2020/2021 (%)
	A	B	C	D = B+C	E = A-D	F = (D/A)
RECEIPTS						
Equitable Share	3,381,392,000	251,503,560	965,071,800	1,216,575,360	2,164,816,640	36%
Proceeds from Domestic Grants	101,312,208	-	-	-	101,312,208	0%
Proceeds from Foreign Grants	334,372,782	69,756,301	7,325,200	77,081,501	257,291,281	23%
County Own Generated Revenues	704,812,500	86,079,093	140,002,084	226,081,177	478,731,323	32%
Unspent Funds	-	14,567,159	-	14,567,159	(14,567,159)	0%
TOTAL RECEIPTS	4,521,889,490	421,906,112	1,112,399,084	1,534,305,196	2,987,584,294	34%
PAYMENTS						
Compensation of Employees	2,802,311,605	257,386,235	898,289,847	1,155,676,083	1,646,635,523	41%
Use of goods and services	971,052,260	106,080,732	118,349,050	224,429,782	746,622,478	23%
Transfers to County Entities	895,940,966	73,371,427	237,283,007	310,654,434	585,286,532	35%
Other grants and transfers	53,500,000	-	-	-	53,500,000	0%
Social Benefits	21,000,000	-	-	-	21,000,000	0%
Other Payments	30,540,051	14,719,202	735,000	15,454,202	15,085,849	51%
Acquisition of Assets	37,848,496	-	6,694,600	6,694,600	31,153,896	18%
TOTAL PAYMENTS	4,812,193,378	451,557,596	1,261,351,504	1,712,909,100	3,099,284,278	36%

• Remarks on budget realization and utilization are as stated under Table VIII above (Statement of Appropriation: Recurrent and Development Combined)

The financial statements were approved on _____ 2021 and signed by:




[Signature]

Chief Officer – Finance Economic Planning
and County Development
Name: Paul Njenga



Head of Treasury and Accounting
Name: Daniel Njengul
ICPAK Member No. 18407



Assistant Director – Financial Reporting
Name: Florence Wambui
ICPAK Member No. 241000
AND COUNTY DEVELOPMENT

COUNTY GOVERNMENT OF LAIKIPIA - EXECUTIVE

FY 2020/2021 Quarterly Report and Financial Statements

For the 2nd quarter ended 31st December 2020

X. STATEMENT OF APPROPRIATION: BUDGET & ACTUAL AMOUNTS: DEVELOPMENT

Receipt/Expense Item	FY 2020/2021	Actual Q1 2020/2021	Actual Q2 2020/2021	Actual cumulative	Budget utilization	Budget utilization
	Approved Budget Estimates	A	B	C	D = B+C	to Q2 2020/2021 (%)
RECEIPTS					E = A-D	F = (D/A)
Equitable Share	1,449,168,000	107,787,240	413,602,200	521,389,440	927,778,560	36%
Proceeds from Domestic Grants	381,394,855	59,143,046	-	59,143,046	322,251,809	16%
Proceeds from Foreign Grants	536,816,291	135,504,740	100,455,119	235,959,859	300,856,432	44%
County Own Generated Revenues	302,062,500	36,891,040	60,000,893	96,891,933	205,170,567	32%
Unspent Funds	-	6,243,068	-	6,243,068	(6,243,068)	0%
TOTAL	2,669,441,646	345,569,135	574,058,212	919,627,346	1,749,814,300	34%
PAYMENTS						
Compensation of Employees	-	-	-	-	-	-
Use of goods and services	127,464,626	-	22,249,406	22,249,406	105,215,220	17%
Transfers to County Entities	1,071,773,218	11,501,044	49,281,185	60,782,229	1,010,990,989	6%
Other grants and transfers	88,250,000	-	30,000,000	30,000,000	58,250,000	34%
Social Benefits	-	-	-	-	-	-
Other Payments	455,995,645	-	-	-	455,995,645	0%
Acquisition of Assets	1,364,246,553	22,921,703	301,002,236	323,923,939	1,040,322,615	24%
TOTAL	3,107,730,043	34,422,747	402,532,827	436,955,574	2,670,774,469	14%

• Remarks on budget realization and utilization are as stated under Table VIII above (Statement of Appropriation: Recurrent and Development Combined)


The financial statements were approved on _____ 2021 and signed by:



Chief Officer – Finance Economic Planning
and County Development
Name: Paul Njenga



Head of Treasury –
Name: Daniel Ngumi
ICPAK Member No. 8207



Asst. Director Financial Reporting
Name: Florence Wangeci
ICPAK Member No. 24100

COUNTY GOVERNMENT OF LAIKIPIA - EXECUTIVE
FY 2020/2021 Quarterly Report and Financial Statements
For the 2nd quarter ended 31st December 2020

XI. BUDGET EXECUTION BY PROGRAMMES AND SUB-PROGRAMMES

Program	Sub Program	Description	Final Budget KShs	Q1 2020/2021 Actual KShs	Q2 2020/2021 Actual KShs	Budget utilization difference
103004510		General Administration Services & County Affairs Mngt.	106,952,627.00	4,425,991.00	3,142,545.00	99,384,091.00
	103014510	Use of goods and services	56,616,027.00	1,555,291.00	1,646,819.00	53,413,917.00
	103024510	Finance Services	2,790,000.00	998,700.00	0.00	1,791,300.00
	103034510	Agriculture Sector Extension Management	47,546,600.00	1,872,000.00	1,495,726.00	44,178,874.00
104004510		Livestock Productivity Improvement Program	418,422,585.00	11,456,794.00	6,784,500.40	400,181,290.60
	104024510	Livestock Production and Management	4,273,872.00	0.00	0.00	4,273,872.00
	104044510	Animal Health and Disease Management and Control	414,148,713.00	11,456,794.00	6,784,500.40	395,907,418.60
110004510		Fisheries Productivity Program	11,175,863.00	0.00	0.00	11,175,863.00
	110014510	Fish Pond Farming	11,175,863.00	0.00	0.00	11,175,863.00
112004510		Physical Planning Services	27,696,000.00	452,300.00	200,000.00	27,043,700.00
	112014510	Survey Equipment	17,696,000.00	452,300.00	200,000.00	17,043,700.00
	112024510	County Spatial plan preparation	10,000,000.00	0.00	0.00	10,000,000.00
113004510		Housing Development	4,000,000.00	0.00	20,000.00	3,980,000.00
	113024510	Housing policy development	4,000,000.00	0.00	20,000.00	3,980,000.00
114004510		Public Works Service Delivery Improvement	4,200,000.00	647,400.00	50,000.00	3,502,600.00
	114044510	County Building Construction Standards	4,200,000.00	647,400.00	50,000.00	3,502,600.00
115004510		Road Network Improvement	665,542,294.00	3,921,702.70	71,203,218.10	590,417,373.20
	115014510	Road network development	399,149,511.00	0.00	35,761,940.00	363,387,571.00
	115034510	Road Network Maintenance	192,592,783.00	3,921,702.70	26,641,278.10	162,029,802.20
	115044510	Heavy Equipment Maintenance	15,000,000.00	0.00	0.00	15,000,000.00
	115064510	Road Reserve Maintenance	10,000,000.00	0.00	0.00	10,000,000.00
	115094510	Urban Development	40,000,000.00	0.00	0.00	40,000,000.00
	115114510	Municipal boards and administration services	8,800,000.00	0.00	8,800,000.00	0.00
116004510		Critical infrastructure rehabilitation and construction	16,000,000.00	0.00	0.00	16,000,000.00
	116014510	Inter ward bridge construction program	16,000,000.00	0.00	0.00	16,000,000.00
117004510		Crop development and management	105,160,005.00	44,250.00	299,789.60	104,815,965.40
	117024510	Land and Crop Productivity Enhancement and Management	11,997,561.00	0.00	240,689.60	11,756,871.40
	117034510	Irrigation Development and management	705,287.00	0.00	0.00	705,287.00
	117044510	Strategic Food Security Service	92,457,157.00	44,250.00	59,100.00	92,353,807.00
118004510		Renewable/Green energy services	1,036,268.00	0.00	0.00	1,036,268.00
	118014510	County renewable/Green energy services	1,036,268.00	0.00	0.00	1,036,268.00
301004510		General administration and planning services	11,316,496.00	1,198,900.00	1,056,287.50	9,061,308.50
	301014510	Use of goods and services	9,316,496.00	610,500.00	977,627.50	7,728,368.50
	301024510	Infrastructure development	1,500,000.00	511,400.00	48,660.00	939,940.00
	301044510	Policy Implementation	500,000.00	77,000.00	30,000.00	393,000.00
302004510		Co-operative development	24,006,679.00	851,060.00	617,220.00	22,538,399.00
	302014510	Co-operative movement support initiative	19,500,000.00	476,060.00	500,440.00	18,523,500.00
	302034510	Research and Development	4,506,679.00	375,000.00	116,780.00	4,014,899.00
303004510		Industrialization development	83,000,000.00	0.00	30,117,500.00	52,882,500.00
	303014510	Industrial mapping and promotion initiative	8,000,000.00	0.00	0.00	8,000,000.00

COUNTY GOVERNMENT OF LAIKIPIA - EXECUTIVE

FY 2020/2021 Quarterly Report and Financial Statements

For the 2nd quarter ended 31st December 2020

	303024510	Enterprise development	75,000,000.00	0.00	30,117,500.00	44,882,500.00
304004510		Trade development	19,940,271.00	1,076,580.00	1,451,130.00	17,412,561.00
	304014510	Trade promotion services	6,840,271.00	332,100.00	48,400.00	6,459,771.00
	304044510	Metrological Lab-weights and measures	2,500,000.00	0.00	0.00	2,500,000.00
	304054510	Investment Promotion and County Branding	10,600,000.00	744,480.00	1,402,730.00	8,452,790.00
305004510		Tourism development	8,792,275.00	1,038,500.00	80,000.00	7,673,775.00
	305014510	Tourism promotion initiatives	5,292,275.00	1,038,500.00	80,000.00	4,173,775.00
	305024510	Tourism Infrastructural Development	3,500,000.00	0.00	0.00	3,500,000.00
401004510		Health services improvement	384,588,997.00	2,977,441.00	35,862,972.45	345,748,583.55
	401014510	Health infrastructure development initiative	50,832,955.00	0.00	3,250,000.00	47,582,955.00
	401024510	Primary healthcare care support initiative	24,004,435.00	0.00	0.00	24,004,435.00
	401034510	Emergency response services	34,568,787.00	0.00	0.00	34,568,787.00
	401064510	Emergency Referral and Rehab Services	133,421,416.00	50,533.00	17,311,159.45	116,059,723.55
	401074510	Essential Health Institutions and Services	138,761,404.00	2,926,908.00	15,301,813.00	120,532,683.00
	401084510	Health training center infrastructural development	3,000,000.00	0.00	0.00	3,000,000.00
402004510		General administrative & planning services	86,465,000.00	14,883,173.25	17,287,895.20	54,293,931.55
	402014510	Use of goods and services	80,465,000.00	14,562,643.25	15,743,465.20	50,158,891.55
	402024510	Human Resource for Health Management and development	1,000,000.00	0.00	126,200.00	873,800.00
	402054510	Health policy, governance, planning and financing	4,500,000.00	320,530.00	1,418,230.00	2,761,240.00
	402064510	Health information standards and quality assurance	500,000.00	0.00	0.00	500,000.00
405004510		Preventive health services	290,030,277.00	7,040,453.00	45,043,184.75	237,946,639.25
	405014510	Family Planning, maternal, and child health services	3,300,000.00	0.00	0.00	3,300,000.00
	405024510	Non-communicable diseases control and prevention	800,000.00	0.00	0.00	800,000.00
	405034510	Public health promotion and nutrition services	5,300,000.00	609,000.00	510,750.00	4,180,250.00
	405044510	Community health Strategy, Advocacy and surveillance	240,630,277.00	3,000,000.00	41,243,589.75	196,386,687.25
	405064510	Social Health Insurance Scheme	40,000,000.00	3,431,453.00	3,288,845.00	33,279,702.00
502004510		General Administration Services & County Affairs Management	7,577,793.00	1,259,000.00	150,500.00	6,168,293.00
	502014510	Use of goods and services	5,777,793.00	984,700.00	39,200.00	4,753,893.00
	502044510	Personnel Services	1,800,000.00	274,300.00	111,300.00	1,414,400.00
505004510		Information Communication and Technology	8,000,000.00	89,150.00	811,050.00	7,099,800.00
	505014510	Itc infrastructure improvement	8,000,000.00	89,150.00	811,050.00	7,099,800.00
507004510		Sports, Arts and Social Services	17,700,000.00	35,000.00	1,154,910.00	16,510,090.00
	507014510	Talent Development Services	500,000.00	0.00	0.00	500,000.00
	507024510	Sports Facility Development	7,500,000.00	0.00	283,100.00	7,216,900.00
	507034510	Sports Promotion Service	7,200,000.00	0.00	0.00	7,200,000.00
	507044510	Laikipia Rehabilitation Center Infrastructure	2,500,000.00	35,000.00	871,810.00	1,593,190.00
511004510		Education and Training	212,782,988.00	6,761,102.00	5,565,304.00	200,456,582.00
	511014510	Vocational Education and Training	147,680,795.00	6,761,102.00	5,565,304.00	135,354,389.00
	511024510	Collaboration and partnerships on skills and technology transfer	3,500,000.00	0.00	0.00	3,500,000.00
	511034510	Early Childhood Education Development	49,500,000.00	0.00	0.00	49,500,000.00
	511054510	Basic Education School Infrastructure Support	12,102,193.00	0.00	0.00	12,102,193.00
701004510		General Administration and Planning Services	3,089,507,605.00	251,663,454.30	889,363,879.90	1,948,480,270.80
	701024510	HQ- Administrative services	50,000,000.00	0.00	0.00	50,000,000.00
	701034510	County Administration-Laikipia East	4,000,000.00	270,000.00	419,117.70	3,310,882.30

COUNTY GOVERNMENT OF LAIKIPIA - EXECUTIVE
FY 2020/2021 Quarterly Report and Financial Statements
For the 2nd quarter ended 31st December 2020

701044510	County Administration-Laikipia West	4,000,000.00	170,000.00	544,700.00	3,285,300.00
701054510	County Administration-Laikipia North	2,000,000.00	50,000.00	200,000.00	1,750,000.00
701064510	Compensation to Employees	3,029,507,605.00	251,173,454.30	888,200,062.20	1,890,134,088.50
702004510	County Administration Management Program	84,451,997.00	2,438,400.00	9,018,583.15	72,995,013.85
702054510	Public participation	19,052,452.00	1,340,400.00	4,257,179.15	13,455,272.85
702064510	Decentralized Services	53,099,545.00	0.00	2,668,000.00	50,431,545.00
702074510	Fleet and Logistics	5,800,000.00	936,900.00	906,600.00	3,956,500.00
702084510	County services delivery and result reporting	6,500,000.00	161,500.00	1,186,804.00	5,151,696.00
704004510	Administration and County Management Program	20,000,000.00	2,370,000.00	11,238,101.00	6,391,899.00
704034510	Legal Dues Fees, Arbitration initiative	20,000,000.00	2,370,000.00	11,238,101.00	6,391,899.00
705004510	Public Service Delivery	20,500,000.00	1,312,576.00	4,275,903.00	14,911,521.00
705014510	Compensation to employees	5,000,000.00	453,174.00	346,200.00	4,200,626.00
705024510	Current grants to Other levels of Government-CPSB	6,000,000.00	699,402.00	1,168,800.00	4,131,798.00
705034510	Enforcement And Disaster Management	5,000,000.00	160,000.00	1,031,703.00	3,808,297.00
705044510	Alcohol Control Committee	4,500,000.00	0.00	1,729,200.00	2,770,800.00
706004510	Departmental administrative services/ Centralized services	39,000,000.00	6,731,700.00	12,768,300.00	19,500,000.00
706044510	Revenue collection services	39,000,000.00	6,731,700.00	12,768,300.00	19,500,000.00
707004510	Financial systems and automation program	728,759,542.00	0.00	252,719,309.55	476,040,232.45
707044510	Revenue management services	25,759,542.00	0.00	252,719,309.55	-226,959,767.55
707064510	County Treasury Administrative Services	703,000,000.00	0.00	0.00	703,000,000.00
708004510	Departmental Administrative Services/Centralized services	77,000,000.00	14,588,375.00	21,941,448.00	40,470,177.00
708014510	Economic planning and development services	46,000,000.00	8,237,662.00	10,717,890.10	27,044,447.90
708024510	Legal Services	9,000,000.00	2,049,913.00	2,850,057.90	4,100,029.10
708034510	Intra and intergovernmental relations	22,000,000.00	4,300,800.00	8,373,500.00	9,325,700.00
709004510	Administration and Support Services	229,778,340.00	31,353,242.00	17,628,861.15	180,796,236.85
709014510	Generation administration and support services	78,150,000.00	30,879,142.00	17,112,400.00	30,158,458.00
709024510	Infrastructural facility	29,178,340.00	0.00	491,461.15	28,686,878.85
709034510	Headquarters Administrative and Support Services	120,000,000.00	0.00	0.00	120,000,000.00
709044510	Personnel services	2,450,000.00	474,100.00	25,000.00	1,950,900.00
717004510	Intergovernmental relations	125,137,774.00	53,669,911.00	46,589,803.25	24,878,059.75
717014510	Grants and Transfers to Government entities	125,137,774.00	53,669,911.00	46,589,803.25	24,878,059.75
718004510	Enhanced staff welfare	15,000,000.00	0.00	0.00	15,000,000.00
718024510	Car and Mortgages - Public Officers	15,000,000.00	0	0.00	15,000,000.00
721004510	Economic planning services	1,580,000.00	349,800.00	123,400.00	1,106,800.00
721094510	Integrated Monitoring and Evaluation Services	1,580,000.00	349,800.00	123,400.00	1,106,800.00
722004510	Human Capital Management and Development	24,181,629.00	2,326,730.00	4,531,200.00	17,323,699.00
722024510	County Public Service Board	19,781,629.00	1,905,930.00	3,196,000.00	14,679,699.00
722034510	Information and Records management	4,400,000.00	420,800.00	1,335,200.00	2,644,000.00
723004510	Security and policing support services	25,000,000.00	1,878,980.00	5,362,535.00	17,758,485.00
723024510	Urban Facilities Management Services	25,000,000.00	1,878,980.00	5,362,535.00	17,758,485.00
724004510	County Assembly-oversite Authority	596,786,041.00	51,295,937.00	146,656,943.90	398,833,160.10
724014520	Transfer to County Assembly	596,786,041.00	51,295,937.00	146,656,943.90	398,833,160.10
725004510	Public Finance Management Services	25,094,223.00	1,722,825.75	4,443,866.30	18,927,530.95
725024510	Supply Chain Management Services	14,394,223.00	908,419.75	2,957,580.00	10,528,223.25
725034510	Internal Audit Services	9,000,000.00	814,406.00	1,232,486.30	6,953,107.70

COUNTY GOVERNMENT OF LAIKIPIA - EXECUTIVE

FY 2020/2021 Quarterly Report and Financial Statements

For the 2nd quarter ended 31st December 2020

	725044510	Budget Management	1,700,000.00	0.00	253,800.00	1,446,200.00
726004510		Development Planning Services	44,116,921.00	5,117,768.00	8,954,981.70	30,044,171.30
	726024510	Participatory Budgeting support services	12,333,899.00	920,800.00	2,993,681.70	8,419,417.30
	726034510	Research Statistics and Documentation services	10,120,000.00	1,039,718.00	1,611,400.00	7,468,882.00
	726044510	Programme monitoring and Evaluation	8,000,000.00	1,257,250.00	1,349,900.00	5,392,850.00
	726064510	Strategic Partnership and Collaboration	13,663,022.00	1,900,000.00	3,000,000.00	8,763,022.00
1001004510		Water supply management	200,123,342.00	0.00	450,000.00	199,673,342.00
	1001024510	Water supply projects	200,123,342.00	0.00	450,000.00	199,673,342.00
1003004510		General administration and support services	19,000,000.00	916,847.00	4,581,058.00	13,502,095.00
	1003014510	Goods and services	15,500,000.00	838,647.00	4,033,698.00	10,627,655.00
	1003024510	Personnel Services	2,500,000.00	78,200.00	423,900.00	1,997,900.00
	1003034510	Strategic Project Monitoring and intervention(Ending Drought)	1,000,000.00	0.00	123,460.00	876,540.00
1006004510		Environment and Natural resources	40,519,589.00	85,000.00	2,338,150.00	38,096,439.00
	1006014510	Solid Waste Management	17,519,589.00	50,000.00	1,511,400.00	15,958,189.00
	1006024510	Human-Wildlife Conflict Prevention	4,500,000.00	35,000.00	196,750.00	4,268,250.00
	1006034510	Natural Resources Management	10,000,000.00	0.00	430,000.00	9,570,000.00
	1006044510	Climate Change Adaptation & Mitigation	6,500,000.00	0.00	200,000.00	6,300,000.00
	1006054510	Integrated Range Land Development	2,000,000.00	0.00	0.00	2,000,000.00
		Grand Total	7,919,923,421.00	485,980,343.00	1,663,884,330.90	5,770,058,747.10

COUNTY GOVERNMENT OF LAIKIPIA - EXECUTIVE
FY 2020/2021 Quarterly Report and Financial Statements
For the 2nd quarter ended 31st December 2020

XII. COUNTY OWN GENERATED REVENUE PERFORMANCE STATEMENT

Description	Approved Budget 2020/21	Budget - Q1 2020/21	Budget - 2020/21	Cumm. Budget to Q2 2020/2021	Actual - Q1 2020/21	Actual - Q2 2020/21	Cumm. Actual to Q2 2020/2021	2020/2021 Budget Realization
	A Kshs	B Kshs	C	D = B+C	E Kshs	F	G = E+F	H = G/A Kshs
RECEIPTS								
Land Rates	90,000,000	18,000,000	18,000,000	36,000,000	2,528,478	7,972,629	10,501,107	12%
Business Permits	100,000,000	20,000,000	20,000,000	40,000,000	10,108,169	6,508,318	16,616,487	17%
Cesses	37,700,000	7,540,000	7,540,000	15,080,000	4,658,790	12,950,790	17,609,580	47%
Plot Rents	13,000,000	2,600,000	2,600,000	5,200,000	242,301	518,027	760,328	6%
Administrative Service Fees	10,300,000	2,060,000	2,060,000	4,120,000	3,832,100	1,701,600	5,533,700	54%
County's Natural Resources Exploitation	98,675,000	19,735,000	19,735,000	39,470,000	13,874,370	26,675,683	40,550,053	41%
Market/Trade Centre Fee	18,000,000	3,600,000	3,600,000	7,200,000	2,318,935	5,487,015	7,805,950	43%
Vehicle Parking Fees	96,000,000	19,200,000	19,200,000	38,400,000	7,417,680	19,536,815	26,954,495	28%
Housing & Social Premises Use	22,000,000	4,400,000	4,400,000	8,800,000	3,419,842	6,795,003	10,214,845	46%
Social Premises Use Charges	200,000	40,000	40,000	80,000	3,000	14,300	17,300	9%
Education Fees	30,000,000	6,000,000	6,000,000	12,000,000	-	3,423,000	3,423,000	11%
Public Health Services	370,000,000	74,000,000	74,000,000	148,000,000	63,310,117	79,373,128	142,683,245	39%
Slaughter Houses Administration	30,500,000	6,100,000	6,100,000	12,200,000	2,509,040	6,239,000	8,748,040	29%
Technical Services Fees	53,000,000	10,600,000	10,600,000	21,200,000	5,944,336	14,853,020	20,797,356	39%
External Services Fees	8,000,000	1,600,000	1,600,000	3,200,000	678,050	559,700	1,237,750	15%
Various Fees	19,500,000	3,900,000	3,900,000	7,800,000	2,124,925	5,050,000	7,174,925	37%
Disposal of Assets	10,000,000	2,000,000	2,000,000	4,000,000	-	2,344,949	2,344,949	23%
TOTAL	1,006,875,000	201,375,000	201,375,000	402,750,000	122,970,133	200,002,977	322,973,110	32%

There was significant increase in this Half year collections in comparison to a similar period last year where our collections were Kshs. 289,870,407


The financial statements were approved on _____ 2021 and signed by _____



Chief Officer – Finance, Economic Planning
 and County Development
 Name: Paul Njenga



Head of Treasury – Accounting
 Name: Daniel Ngunjiri
 ICPAK Member No. 8207



Assistant Director – Financial Reporting
 Name: Florence Mwangi
 ICPAK Member No. 24100

COUNTY GOVERNMENT OF LAIKIPIA - EXECUTIVE

Reports and Financial Statements

For the 2nd quarter ended 31st December 2020

XIII. NOTES TO THE FINANCIAL STATEMENTS

1 EQUITABLE SHARE

Description	Q1 2020/21	Q2 2020/21	Q3 2020/21	Q4 2020/21	Cumulative FY 2020/21	Comparative Q2 2019/20	Comparative Cum to Q2 2019/20
	Kshs	Kshs	Kshs	Kshs	Kshs	Kshs	Kshs
Total Equitable Share disbursements for Quarter 1 - Executive	307,994,863	1,232,017,056			1,540,011,919	593,179,000	1,249,016,200
Total Equitable Share disbursements for Quarter 1 - Assembly	51,295,937	146,656,944			197,952,881	158,825,000	229,925,000
TOTAL	359,290,800	1,378,674,000	-	-	1,737,964,800	752,004,000	1,478,941,200

The County's approved budget for Equitable Share in FY 2020/21 is Kshs. 4,830,560,000 of which Kshs. 4,321,366,250 is for the Executive while Kshs. 509,193,750 is for the Assembly. In the 1st Quarter, the County received Kshs. 359,290,800 being Equitable Share disbursement pending from the previous financial year; by the end of the 2nd Quarter the County had not received November and December disbursements.

2 TRANSFERS FROM NATIONAL GOVERNMENT ENTITIES (DOMESTIC GRANTS)

Description	Q1 2020/21	Q2 2020/21	Q3 2020/21	Q4 2020/21	Cumulative 2020/21	Comparative Q2 2019/20	Comparative Cum to Q2 2019/20
	Kshs	Kshs	Kshs	Kshs	Kshs	Kshs	Kshs
Domestic Grants							
Leasing of medical equipment	-	-	-	-	-	-	-
Abolishment of user fees in health centers and dispensaries	-	-	-	-	-	-	-
Youth Polytechnics (Rehabilitation of village polytechnics)	-	-	-	-	-	-	-
Road Maintenance Levy Fund	-	-	-	-	-	29,647,406	29,647,406
TOTAL	-	-	-	-	-	29,647,406	29,647,406

The County's approved budget for Domestic Grants in FY 2020/21 is Kshs. 482,707,063. The County had not received any of these grants as at 31/12/2020. Opening balances included Kshs. 9,935,901 for VTC grants and Kshs. 49,207,145 for RMLF.

COUNTY GOVERNMENT OF LAIKIPIA - EXECUTIVE

FY 2020/2021 Quarterly Report and Financial Statements
For the 2nd quarter ended 31st December 2020

3 PROCEEDS FROM FOREIGN GRANTS

Description	Q1 2020/21	Q2 2020/21	Q3 2020/21	Q4 2020/21	Cumulative 2020/21	Comparative Q2 2019/20	Comparative Cumulative 2019/20
	Kshs	Kshs	Kshs	Kshs	Kshs	Kshs	Kshs
Grants Received from Multilateral Donors (International Organizations)							
DANIDA - Universal Healthcare in Devolved Units Programme	-	5,940,000			5,940,000	6,140,625	6,140,625
Transforming Health Care Systems for Universal Care Project (THSUCP)	-	-			-	-	-
Kenya Devolution Support Programme (KDSP)	-	-			-	-	-
Kenya Urban Support Programme (KUSP)	-	-			-	-	-
Kenya Climate Smart Agriculture Project (KCSAP)	-	100,455,119			100,455,119	50,214,821	50,214,821
Agriculture Sector Development Support Project (ASDSP)	-	-			-	-	-
EU IDEAS LED	-	-			-	-	-
UNICEF - Primary Health Care Grant	-	1,385,200			1,385,200	1,348,200	1,348,200
TOTAL	-	107,780,319	-	-	107,780,319	57,703,646	57,703,646

The County's approved budget for Foreign Grants in FY 2020/21 is Kshs. 871,189,073. The County had not received any of these grants as at 31/12/2020. The County had opening balances of Kshs. 39,016,747 KDSP Level 1, Kshs. 8,800,000 for KUIG, Kshs. 35,761,940 for KUSP, Kshs. 61,229,861 for KSCAP, Kshs. 21,939,554 ASDSP and Kshs. 38,512,939 for EU Ideas Led.

4 SUMMARY OF COUNTY OWN GENERATED REVENUES

Description	Q1 2020/21	Q2 2020/21	Q3 2020/21	Q4 2020/21	Cumulative 2020/21	Comparative Q2 2019/20	Comparative Cumulative 2019/20
	Kshs	Kshs	Kshs	Kshs	Kshs	Kshs	Kshs
Land Rates	2,528,478	7,972,629			10,501,107	4,056,587	12,016,124
Business Permits	10,108,169	6,508,318			16,616,487	2,603,632	8,639,308
Cesses	4,658,790	12,950,790			17,609,580	7,796,140	12,147,810

COUNTY GOVERNMENT OF LAIKIPIA - EXECUTIVE

FY 2020/2021 Quarterly Report and Financial Statements

For the 2nd quarter ended 31st December 2020

Plot Rents	242,301	518,027			760,328	269,826	700,352
Administrative Service Fees	3,832,100	1,701,600			5,533,700	351,850	1,224,857
County's natural resources	13,874,370	26,675,683			40,550,053	16,863,969	37,906,554
Market/Trade Centre fees	2,318,935	5,487,015			7,805,950	2,896,739	5,298,945
Vehicle Parking Fees	7,417,680	19,536,815			26,954,495	16,694,754	34,077,725
Housing	3,419,842	6,795,003			10,214,845	3,980,355	9,073,831
Social Premise Use Charges	3,000	14,300			17,300	18,900	35,000
Education Related Fees	-	3,423,000			3,423,000	-	-
Public Health Facilities Operations	63,310,117	79,373,128			142,683,245	77,192,203	133,038,830
Slaughter Houses Administration	2,509,040	6,239,000			8,748,040	3,652,010	7,216,571
Technical Service Fees	5,944,336	14,853,020			20,797,356	10,241,189	19,980,903
External Service Fees	678,050	559,700			1,237,750	153,697	839,547
Encroachment fees	4,000	-			4,000	316,400	1,010,849
Impounding charges	141,800	353,800			495,600	46,500	122,500
Court fines	80,000	49,000			129,000	40,000	123,000
Liquor licences	1,827,500	1,872,800			3,700,300	2,783,700	6,417,700
Miscellaneous income	71,625	69,349			140,974	-	-
Disposal of assets	-	5,050,000			5,050,000	-	-
TOTAL	122,970,133	200,002,977	-	-	322,973,110	149,958,451	289,870,407

Revenue collection is expected to have a significant increase in the 3rd Quarter since annual licences are payable in that Quarter.

5 RETURNS TO CRF

Description	Q1 2020/21		Q2 2020/21		Q3 2020/21		Q4 2020/21		Cumulative 2020/21		Comparative Q2 2019/20		Comparative Cumul to Q2 2019/20	
	Kshs		Kshs		Kshs		Kshs		Kshs		Kshs		Kshs	
County Assembly - CBK Recurrent Account	1,856		-						1,856		-		919	
County Assembly - CBK Development Account	16,927		-						16,927		-		1,991,727	
County Assembly - Equity Account	-		-						-		-		401,061	
Doldol Sub County Hospital FIF Imprest Account	-		-						-		-		564,449	
TOTAL	18,783		-		-		-		18,783		-		2,958,156	

This refers to funds appropriated in FY 2019/20 and transferred to Commercial banks but remained unapplied by the close of the financial year thus transferred back to the CRF.

COUNTY GOVERNMENT OF LAIKIPIA - EXECUTIVE

FY 2020/2021 Quarterly Report and Financial Statements

For the 2nd quarter ended 31st December 2020

6 COMPENSATION OF EMPLOYEES

Description	Q1 2020/21	Q2 2020/21	Q3 2020/21	Q4 2020/21	Cumulative 2020/21	Comparative Q2 2019/20	Comparative Cumm to Q2 2019/20
	Kshs	Kshs	Kshs	Kshs	Kshs	Kshs	Kshs
Basic salaries of permanent employees	(119,111,127)	(773,816,050)			(892,927,177)	(655,635,347)	(1,158,464,398)
Basic wages of temporary employees	(116,747,056)	(63,555,127)			(180,302,183)	(44,348,298)	(82,604,681)
Personal allowances paid as part of salary	(65,800)	(17,160)			(82,960)	-	(49,560)
Pension and social security contributions	(21,462,253)	(60,901,511)			(82,363,763)	(66,664,500)	(75,430,782)
TOTAL	(257,386,235)	(898,289,847)	-	-	(1,155,676,083)	(766,648,145)	(1,316,549,421)

In the 1st Quarter the County did not make direct payments for August and September salaries but relied on Financial Institutions to pay the net salaries while seeking patience from statutory bodies for payment of taxes upon receipt of exchequer disbursements from the National Treasury.

Quarter 1 salary refunds to Financial institutions were paid in the 2nd Quarter, which explains the significant changes in salaries amount in the 2 quarters.

7 USE OF GOODS AND SERVICES

Description	Q1 2020/21	Q2 2020/21	Q3 2020/21	Q4 2020/21	Cumulative 2020/21	Comparative Q2 2019/20	Comparative Cumm to Q2 2019/20
	Kshs	Kshs	Kshs	Kshs	Kshs	Kshs	Kshs
Utilities, supplies and services	(9,424,765)	(5,364,395)			(14,789,160)	(15,390,061)	(17,352,907)
Communication, supplies and services	(957,091)	(5,393,275)			(6,350,366)	(5,365,546)	(6,437,040)
Domestic travel and subsistence	(21,460,458)	(26,152,211)			(47,612,669)	(62,479,154)	(84,126,353)
Foreign travel and subsistence	(1,070,380)	(2,549,544)			(3,619,924)	(1,517,200)	(1,687,580)
Printing, advertising and information supplies & services	(6,039,689)	(3,756,445)			(9,796,134)	(3,857,835)	(3,857,835)
Rentals of produced assets	-	-			-	(44,018,200)	(44,018,200)
Training expenses	(2,490,935)	(2,467,175)			(4,958,110)	(6,735,134)	(8,414,534)
Hospitality supplies and services	(22,021,681)	(15,435,943)			(37,457,624)	(20,532,188)	(28,017,988)
Insurance costs	-	-			-	(75,000,000)	(75,000,000)
Specialized materials and services	(17,456,533)	(16,300,298)			(33,756,831)	(343,556)	(343,556)
Office and general supplies and services	(6,355,866)	(10,455,904)			(16,811,770)	(8,072,537)	(10,133,937)
Other operating expenses	(13,423,163)	(35,628,578)			(49,051,741)	(25,859,471)	(27,577,071)

COUNTY GOVERNMENT OF LAIKIPIA - EXECUTIVE

FY 2020/2021 Quarterly Report and Financial Statements

For the 2nd quarter ended 31st December 2020

Routine maintenance – other assets	(168,780)	(1,257,144)			(1,425,924)	(941,507)	(941,507)
Routine maintenance – vehicles and other transport equipment	(2,402,141)	(6,177,144)			(8,579,285)	(1,027,280)	(1,027,280)
Fuel, oils and lubricants	(2,809,250)	(9,660,400)			(12,469,650)	(9,104,680)	(9,104,680)
TOTAL	(106,080,732)	(140,598,456)			(246,679,188)	(280,244,347)	(318,040,466)

Overall decline in payments in the current half year as compared to a similar period last year is because in the current financial year the County channelled more cash to health institutions to finance essential services.

8 TRANSFERS TO OTHER GOVERNMENT ENTITIES

Description	Q1 2020/21	Q2 2020/21	Q3 2020/21	Q4 2020/21	Cumulative FY 2020/21	Comparative Q2 2019/20	Comparative Cumm to Q2 2019/20
	Kshs	Kshs	Kshs	Kshs	Kshs	Kshs	Kshs
Current Grants to Government Agencies and other Levels of Government	(18,036,252)	(62,406,449)			(80,442,701)	(48,136,913)	(34,324,713)
Laikipia County Assembly	(51,295,937)	(146,656,944)			(197,952,881)	(158,825,000)	(229,925,000)
Laikipia County Revenue Board	(6,731,700)	(18,483,255)			(25,214,955)	(3,762,600)	(12,762,600)
Laikipia County Development Authority	(1,900,000)	(3,000,000)			(4,900,000)	(1,250,000)	(6,250,000)
Laikipia County Health Institutions	(343,080)	(5,940,000)			(6,283,080)	(7,857,675)	(7,857,675)
Laikipia County VTCs	(6,565,502)	(5,515,604)			(12,081,106)	-	-
Rumuruti Municipality Board	-	(44,561,940)			(44,561,940)	(8,397,000)	(8,397,000)
Laikipia County Enterprise Fund	-	-			-	-	-
Laikipia County-Co-operative Fund	-	-			-	-	-
Laikipia County Leasing Fund	-	-			-	-	-
TOTAL	(84,872,471)	(286,564,192)			(371,436,663)	(228,229,188)	(299,516,988)

Payments under current grants to Government agencies relate to Health grants, KCSAP, ASDP and EU Ideas grants.

COUNTY GOVERNMENT OF LAIKIPIA - EXECUTIVE

FY 2020/2021 Quarterly Report and Financial Statements

For the 2nd quarter ended 31st December 2020

9 OTHER GRANTS AND TRANSFERS

Description	Q1 2020/21	Q2 2020/21	Q3 2020/21	Q4 2020/21	Cumulative 2020/21	Comparative Q2 2019/20	Comparative Cumm to Q2 2019/20
	Kshs	Kshs	Kshs	Kshs	Kshs	Kshs	Kshs
Scholarships and educational benefits	-	-	-	-	-	(91,300)	(202,184)
Emergency relief and refugee assistance	-	-	-	-	-	-	-
Subsidies to small businesses, cooperatives, and self employed	-	(30,000,000)	-	-	(30,000,000)	-	-
TOTAL	-	(30,000,000)	-	-	(30,000,000)	(91,300)	(202,184)

The County did not make any payments under this category in the 1st and 2nd Quarters. Similar payments last financial year was on school fees for students of Laikipia Rescue and Rehabilitation Centre. The 30million subsidy relates to the Laikipia Economic Stimulus Program.

10 SOCIAL SECURITY BENEFITS

Description	Q1 2020/21	Q2 2020/21	Q3 2020/21	Q4 2020/21	Cumulative 2020/21	Comparative Q2 2019/20	Comparative Cumm to Q2 2019/20
	Kshs	Kshs	Kshs	Kshs	Kshs	Kshs	Kshs
NHIF contributions for vulnerable households	-	-	-	-	-	-	-
TOTAL	-	-	-	-	-	-	-

The NHIF subsidy is an initiative by the County Executive to enrol the vulnerable families of Laikipia with the National Health Insurance Fund with an aim of reducing the burden of out of pocket payment for health services and enabling more households to access health services.

11 OTHER PAYMENTS

Description	Q1 2020/21	Q2 2020/21	Q3 2020/21	Q4 2020/21	Cumulative 2020/21	Comparative Q2 2019/20	Comparative Cumm to Q2 2019/20
	Kshs	Kshs	Kshs	Kshs	Kshs	Kshs	Kshs
Civil Contingency Reserves	-	-	-	-	-	-	-
Emergency Fund	(14,719,202)	(735,000)	-	-	(15,454,202)	-	-
TOTAL	(14,719,202)	(735,000)	-	-	(15,454,202)	-	-

The Emergency Fund payments relate to financing of Covid-19 essential activities accrued from the previous financial year.

COUNTY GOVERNMENT OF LAIKIPIA - EXECUTIVE

FY 2020/2021 Quarterly Report and Financial Statements

For the 2nd quarter ended 31st December 2020

12 ACQUISITION OF ASSETS

Description	Q1 2020/21	Q2 2020/21	Q3 2020/21	Q4 2020/21	Cumulative 2020/21	Comparative Q2 2019/20	Comparative Cumm to Q2 2019/20
	Kshs	Kshs	Kshs	Kshs	Kshs	Kshs	Kshs
Non-Financial Assets							
Purchase of Buildings	-	-	-	-	-	-	-
Construction of Buildings	-	(40,114,302)	-	-	(40,114,302)	-	-
Refurbishment of Buildings	-	-	-	-	-	-	-
Construction of Roads	(3,921,703)	(26,294,518)	-	-	(30,216,221)	(38,739,073)	(38,739,073)
Construction and Civil Works	(19,000,000)	(236,493,416)	-	-	(255,493,416)	(37,067,964)	(37,067,964)
Purchase of Vehicles and Other Transport Equipment	-	-	-	-	-	-	-
Overhaul of Vehicles and Other Transport Equipment	-	-	-	-	-	-	-
Purchase of Household Furniture and Institutional Equipment	-	-	-	-	-	(3,995)	(3,995)
Purchase of Office Furniture and General Equipment	-	(4,794,600)	-	-	(4,794,600)	(1,035,434)	(1,035,434)
Purchase of Specialized Plant, Equipment and Machinery	-	-	-	-	-	(12,450)	(12,450)
Rehabilitation and Renovation of Plant, Machinery and Equip.	-	-	-	-	-	-	-
Purchase of Certified Seeds, Breeding Stock and Live Animals	-	-	-	-	-	-	-
Research, Studies, Project Preparation, Design & Supervision	-	-	-	-	-	(1,975,413)	(2,725,413)
Rehabilitation of Civil Works	-	-	-	-	-	-	-
Acquisition of Strategic Stocks and commodities	-	-	-	-	-	-	-
Acquisition of Intangible Assets	-	-	-	-	-	-	-
TOTAL	(22,921,703)	(307,696,836)	-	-	(330,618,539)	(78,834,329)	(79,584,329)

Increased payments under this category as compared to last year is due to payment of most development pending bills in the 2nd Quarter

COUNTY GOVERNMENT OF LAIKIPIA - EXECUTIVE

FY 2020/2021 Quarterly Report and Financial Statements

For the 2nd quarter ended 31st December 2020

13 A. CBK BANK ACCOUNTS

Name of Bank & Account No.	Recurrent or Development	Q1 2020/21		Q2 2020/21		Q3 2020/21		Q4 2020/21		Comparative Q2 2019/20	
		Kshs	Kshs	Kshs	Kshs	Kshs	Kshs	Kshs	Kshs	Kshs	Kshs
Central Bank of Kenya Accounts											
Laikipia County Revenue Fund Account - 1000171626	REC/ DEV	16,178,812	108,927,307								33,532,332
Laikipia County Recurrent Account- 1000171208	REC	404,931	789,149								18,650,273
Laikipia County Development Account - 1000171162	DEV	-	12,593								12,088,427
Laikipia County Roads Maintenance Levy Fund Account - 1000285842	DEV	45,285,443	18,644,164								28,140,222
Laikipia County Health Services Account - 1000285858	DEV	15,461,203	8,826,992								10,073,505
Laikipia County Agricultural Sector Development Support Program Account - 1000372087	DEV	20,067,554	18,571,828								4,217,228
Laikipia County Kenya Climate Smart Agriculture Project Account - 1000367717	REC/ DEV	49,773,067	78,680,163								85,357,649
Laikipia County Health FIF Account - 1000392959	REC	1,200	13,175								3,628,725
Laikipia County Ideas-Led Account - 1000363312	REC/ DEV	38,468,689	38,409,589								46,753,273
Laikipia County Kenya Urban Support Program - 1000372141	DEV	35,761,940	-								49,783,080
Laikipia County Village Polytechnic Project - 1000368896	REC/ DEV	9,935,901	4,420,297								18,720,013
Laikipia County Deposit Account - 1000285834	DEV	13,246,568	3,804,483								49,649,827
Laikipia County Urban Institution Grant Account - 100414235	DEV	8,800,000	-								32,400,000
Laikipia County Emergency Fund - 1000451181	REC/ DEV	99,605	6,425								-
Laikipia County Kenya Devolution Support Program - 1000418451	DEV	6,039,127	7,712,445								98,932,037
Laikipia County Kenya Devolution Support Program - 1000427728	REC	9,307,709	61,334								-
TOTAL		268,831,748	288,879,945	-	-	-	-	-	-	-	491,926,589

Amounts reported are as per the cashbook balances and bank reconciliation statements

COUNTY GOVERNMENT OF LAIKIPIA - EXECUTIVE

FY 2020/2021 Quarterly Report and Financial Statements

For the 2nd quarter ended 31st December 2020

13 B. CASH IN HAND

Description	Q1 2020/21	Q2 2020/21	Q3 2020/21	Q4 2020/21	Comparative Q2 2019/20
	Kshs	Kshs	Kshs	Kshs	Kshs
Cash in Hand – Held in domestic currency	-	-	-	-	-
Cash in Hand – Held in foreign currency	-	-	-	-	-
TOTAL	-	-	-	-	-

14 ACCOUNTS RECEIVABLE (OUTSTANDING IMPREST)

Description	Q1 2020/21	Q2 2020/21	Q3 2020/21	Q4 2020/21	Comparative Q2 2019/20
	Kshs	Kshs	Kshs	Kshs	Kshs
Government Imprests	24,533,209	17,615,890	-	-	32,269,082
TOTAL	24,533,209	17,615,890	-	-	32,269,082

Imprest issued to staff to finance various operational activities

15 ACCOUNTS PAYABLES (DEPOSITS AND RETENTIONS)

Description	Q1 2020/21	Q2 2020/21	Q3 2020/21	Q4 2020/21	Comparative Q2 2019/20
	Kshs	Kshs	Kshs	Kshs	Kshs
Deposits and Retentions	(13,246,568)	(3,804,483)	-	-	(49,649,827)
Total	(13,246,568)	(3,804,483)	-	-	(49,649,827)

These are monies held for third parties e.g. insurance, contractual retention monies

16 FUND BALANCE BROUGHT FORWARD

Description	Q1 2020/21	Q2 2020/21	Q3 2020/21	Q4 2020/21	Comparative Q2 2019/20
	Kshs	Kshs	Kshs	Kshs	Kshs
Bank accounts	293,291,583	271,841,496	-	-	855,069,231
Cash in hand	-	-	-	-	-
Accounts Receivables	180,000	24,533,209	-	-	8,011,757
Accounts Payables	(9,652,568)	(13,246,568)	-	-	(23,801,339)
Total	283,819,015	283,128,137	-	-	839,279,650

COUNTY GOVERNMENT OF LAIKIPIA - EXECUTIVE

FY 2020/2021 Quarterly Report and Financial Statements

For the 2nd quarter ended 31st December 2020

These are balances from the immediate previous period

17 CHANGES IN ACCOUNTS RECEIVABLES (OUTSTANDING IMPREST)

Description	Q1 2020/21	Q2 2020/21	Q3 2020/21	Q4 2020/21	Comparative Q2 2019/20
	Kshs	Kshs	Kshs	Kshs	Kshs
Imprest surrendered during the quarter	2,162,386	42,928,257			8,011,757
Imprest issued during the quarter	26,515,595	36,010,938			32,269,082
Total	(24,353,209)	6,917,319	-	-	40,280,839

18 CHANGES IN ACCOUNTS PAYABLES (RETENTIONS AND DEPOSIT HELD FOR THIRD PARTIES)

Description	Q1 2020/21	Q2 2020/21	Q3 2020/21	Q4 2020/21	Comparative Q2 2019/20
	Kshs	Kshs	Kshs	Kshs	Kshs
Deposit received during the quarter	7,910,800	44,614,892			23,801,339
Deposit paid during the quarter	4,316,800	54,056,977			49,649,827
Total	3,594,000	(9,442,085)	-	-	25,848,488

COUNTY GOVERNMENT OF LAIKIPIA - EXECUTIVE

FY 2020/2021 Quarterly Report and Financial Statements

For the 2nd quarter ended 31st December 2020

XIV. OTHER IMPORTANT DISCLOSURES

1. PENDING ACCOUNTS PAYABLES

Description	Balance b/f 2019/2020	Q1 2020/2021	Q2 2020/2021	Q3 2020/2021	Q4 2020/2021
	Kshs	Kshs	Kshs	Kshs	Kshs
Construction of buildings	361,991,762	430,245,898	189,112,501		
Construction of civil works	699,208,840	670,593,538	491,175,047		
Supply of goods	244,747,487	316,926,198	126,208,211		
Supply of services	247,778,580	597,615,651	122,732,440		
Total	1,553,726,668	2,015,381,285	929,228,199		

2. COMMERCIAL BANKS

Bank Account Name & No.	Name of Commercial Bank	Type of Account	Bank balance (Kshs) as at 31/12/2020
CG of Laikipia A/C No. 2041834296	Absa Bank	Collection A/c	309,455.35
Laikipia County Debt Collection A/C No.01141369499600	Co-operative Bank	Collection A/c	0.00
Laikipia County Liquour Licence Collection Account A/C No.01141366233700	Co-operative Bank	Collection A/c	0.00
Laikipia County Revenue Board A/C No.01141369182100	Co-operative Bank	Recurrent/Development	322.16
Miss Tourism Laikipia County Sponsorship Account. A/C No.0114136966800	Co-operative Bank	Recurrent A/c	500.00
Rumuruti Vocational Training Centre A/C No. 01129369622000	Co-operative Bank	Collection A/c	736.10
Nyahururu Vocational Training Centre A/C No. 01129369634800	Co-operative Bank	Collection A/c	988.00
Salama Vocational Training Centre A/C 01129369599900	Co-operative Bank	Recurrent/Development	3,354.00
Muhotetu Vocational Training Centre A/C No. 01129368995000	Co-operative Bank	Collection A/c	4,320.00
OI Moran Vocational Training Centre A/C No. 01129368995100	Co-operative Bank	Collection A/c	4,320.00
Wiyumiririe Vocational Training Centre A/C No. 01129369602100	Co-operative Bank	Collection A/c	4,320.00
Nanyuki Vocational Training Centre A/C No. 01129369635000	Co-operative Bank	Collection A/c	9,582.74
Tigithi Vocational Training Centre A/C 01129369621700	Co-operative Bank	Recurrent/Development	16,879.19
Laikipia East Collection - Laikipia County Revenue A/C No.01141366378700	Co-operative Bank	Collection A/c	18,000.00

COUNTY GOVERNMENT OF LAIKIPIA - EXECUTIVE

FY 2020/2021 Quarterly Report and Financial Statements

For the 2nd quarter ended 31st December 2020

Sipili Vocational Training Centre A/C No. 01129369600000	Co-operative Bank	Collection A/c	21,366.95
Marmamet Vocational Training Centre A/C No. 01129369599800	Co-operative Bank	Collection A/c	26,117.04
Laikipia County Government Imprest A/C No. 01141366378701	Co-operative Bank	Recurrent/Development	55,121.19
Laikipia County Car And Mortgage A/C No.01141369432600	Co-operative Bank	Development A/c	2,035,691.20
Laikipia County Dev Coop Fund A/C No.01141366165000	Co-operative Bank	Recurrent/Development	2,595,233.40
Laikipia West Revenue Collection A/C No.01141501762300	Co-operative Bank	Collection A/c	155,175.00
Laikipia County Development Authority A/C No. 0270279074923	Equity Bank	Recurrent/Development	11,22,292.00
Laikipia County UIG A/C 0270278999614	Equity Bank	Recurrent/Development	2,60,10,157.55
Rumuruti Sub County Hospital FIF A/C No. 023000027937	Family bank	Collection A/c	981.00
Nanyuki Teaching & Ref Hospital FIF A/C No. 064000063932	Family bank	Collection A/c	46,947.85
Nyahururu Dist Hospital FIF A/C No. 023000027049	Family bank	Collection A/c	62,715.00
Laikipia County Health Services A/C No. 064000063891	Family bank	Recurrent/Development	946,478.12
Laikipia County Bursary Fund A/C No. 064000065823	Family bank	Recurrent A/c	9,932,253.00
Ndindika Sub-County Collection Account A/C No. 1261696778	KCB Bank	Collection A/c	(49,772.00)
Rumuruti Sub County Collection Account A/C No. 1235093948	KCB Bank	Collection A/c	(49,772.00)
Nanyuki Teaching & Referral Hospital Collection. A/C No. 1198115610	KCB Bank	Collection A/c	994.00
DoIdol Sub-County Hosiptal Collection Account. A/C No. 1235093808	KCB Bank	Collection A/c	2,450.00
KIMANJO SUB COUNTY HOSP COLLEC.ACC 1275712657	KCB Bank	Collection A/c	6,900.00
Nyahururu County Hospital FIF Collection A/C No.1198224266	KCB Bank	Collection A/c	138,545.00
LAMURIA SUB COUNTY HOSP COLL.ACC 1275712525	KCB Bank	Collection A/c	522,229.00
Laikipia Agricultural Sector Development Support Program A/C No. 0270277391768	Equity Bank	Development A/c	0.00
Laikipia County Covid-19 Support A/C No.2042569251	Absa Bank	Recurrent/Development	458,976.80
Rumuruti Municipality UDG A/C 0270278999622	Equity Bank	Recurrent/Development	40,358,781.70
DoIdol Sub County Hospital FIF A/C No. 064000064783	Family bank	Collection A/c	108,530.00
Laikipia County Enterprise Fund A/C No.1176375156	KCB Bank	Recurrent/Development	27,321,334.50
TOTAL AMOUNTS			85,070,054.29

The balances reported are bank statement balances as at 31/12/2020.

COUNTY GOVERNMENT OF LAIKIPIA - EXECUTIVE

FY 2020/2021 Quarterly Report and Financial Statements

For the 2nd quarter ended 31st December 2020

XV. ANNEX 1 – LIST OF COUNTY GOVERNMENT CORPORATIONS & ENTITIES

The PFM Act, 2012 section 182 enables the County Government to establish and dissolve County Corporations/ entities; below is a list of Laikipia County corporations and entities

Entity	Date Established/ Date taken over	Location	Accounting Officer
Nanyuki Water and Sewerage Company Ltd	14/12/2005	Nanyuki	Kenneth Gitonga
Nyahururu Water and Sanitation Company Ltd	18/02/2002	Nyahururu	Eng. Peter Mwangi
Laikipia County Bursary Fund	19/06/2014	Nanyuki	James Mbuco
Laikipia County Enterprise Fund	19/06/2014	Nanyuki	Jemmimah Mburugu
Laikipia County Co-operative Fund	06/01/2015	Nanyuki	Jemmimah Mburugu
Laikipia County Executive Car and Mortgage Fund	12/15/2014	Nanyuki	Karanja Njora
Laikipia County Development Authority	19/06/2014	Nanyuki	Jessy Mugo
Laikipia County Revenue Board	19/06/2014	Nanyuki	Prudence Waithera
Laikipia County Public Service Board	19/06/2014	Nyahururu	Timothy Wamiti
Laikipia County Leasing Fund	14/06/2020	Nanyuki	Paul Njenga
Laikipia County Emergency Fund	14/06/2020	Nanyuki	Paul Njenga

XVI. ANNEX 2 – OUTSTANDING IMPREST

Payment Date	Payee	Vote	Amount	Invoice No.	Voucher No.
01/09/2020	ROSE NYAMBURA MAITAI	4511	300,000	4511IMP3959597	48557
23/09/2020	MARGARET MUTHONI NDERITU	4511	50,000	4511IMPR3959834	49159
23/09/2020	GRACE WANJIRU WARUI	4511	100,000	4511IMP3959819	49014
23/09/2020	AGNES NYAMBURA GICHOHI	4511	100,000	4511IMP3959831	49080
23/09/2020	JANE NJERI KAMAU	4511	250,000	4511IMP3959832	49095
23/09/2020	GILBERT NJAGI STEPHEN	4511	100,000	4511IMP3959821	49012
26/10/2020	LOUISE MWIKALI MUTUKU	4511	60,000	4511IMP4053614	49835
27/10/2020	MERCY WANJA KINYAMU	4511	50,000	4511IMP3959850	49837
27/10/2020	LESHAO YEKINI PETER	4511	100,000	4511IMP4053613	49831
09/12/2020	NELSON ODHIAMBO OCHUNGO	4511	147,000	4511IMP4053629	50497
09/12/2020	WINNIE GATHONI MWANGI	4511	595,000	4511IMP4053630	50900
01/09/2020	JUDITH WANJA MWONGERA	4512	350,000	4512-IMP-395977	48683
02/09/2020	LUCY MTENTE LEGISA	4512	30,000	4512-IMP-395976	48682

COUNTY GOVERNMENT OF LAIKIPIA - EXECUTIVE

FY 2020/2021 Quarterly Report and Financial Statements

For the 2nd quarter ended 31st December 2020

03/09/2020	MARYLINE WANJIRU KIMANI	4512	100,000	4512-IMP-395977	48718
03/09/2020	MARYLINE WANJIRU KIMANI	4512	150,000	4512-IMP-395977	48717
24/09/2020	MARYLINE WANJIRU KIMANI	4512	50,000	4512-IMP-395978	49191
24/09/2020	FLORENCE WANGECHI NDUNGU	4512	50,000	4512-IMP-395978	49192
31/12/2020	MARTIN MWANGI GACHERU	4512	50,000	4512-IMP-395979	51060
24/09/2020	JAMES MIIRI MAINGI	4519	50,000	4519IMP3487670	49189
	TOTAL STANDING IMPREST		2,682,000		
01/09/2020	LUCY MUTHONI MAINA	4511	900,000	4511IMP3959808	48579
01/09/2020	ESTHER WAIRIMU MACHANGA	4511	350,000	4511IMP3959810	48581
10/09/2020	LYDIA WAMBUI NJOROGE	4511	900,000	4511IMP3959809	48576
17/09/2020	RUTH WAMBUI NGUGI	4511	800,000	4511IMP3959600R	48776
23/09/2020	GACHOYA WILLIAM GITTAHI	4511	100,000	4511IMP4053603	49090
23/09/2020	FRANCIS KIAMA KARANI	4511	100,000	4511IMP4053604	49094
23/09/2020	VERONICA WANGARI WAMBUGU	4511	100,000	4511IMP4053602	49088
23/09/2020	VERONICA WANGARI WAMBUGU	4511	100,000	4511IMP40530601	49087
23/09/2020	EARLYNE WANJIKU WANJIRU	4511	100,000	4511IMP4053615	50156.
23/09/2020	ANNE WANGECHI TAIKU	4511	200,000	4511IMP4053610	49083
23/09/2020	JACKSON MAINA KIBOCHA	4511	200,000	4511IMP4053611	49086
23/09/2020	ALEXANDER MAINA MWANGI	4511	200,000	4511IMP4053607	49084
23/09/2020	HELLEN W. WANGAI	4511	200,000	4511IMP4053609	49085
23/09/2020	IKINYA MURIU MATINDI	4511	300,000	4511IMP4053605	49089
23/09/2020	ALEXANDER MAINA MWANGI	4511	192,970	4511IMP3959823	49011
26/10/2020	NAFTALY NDIRITU NDUNGU	4511	200,000	4511IMP3959837	49205
26/10/2020	SAMUEL KARANIA NJORA	4511	650,000	4511IMP3959843	49206
27/10/2020	GITHUKU MWANGI	4511	100,000	4511IMP3959845	49834
23/11/2020	VERONICA WANGARI WAMBUGU	4511	65,000	4511IMP4053638	50498
23/11/2020	JOSEPH IRUNGU KARIUKI	4511	100,000	4511IMP4053622	50160
23/11/2020	PAUL KIPROP BUSIENEI	4511	100,000	4511IMP4053621	50155
23/11/2020	JOHN THEURI MUTHUI	4511	210,000	4511IMP4053623	50153
23/11/2020	SANDRA NJERI WAGICHERU	4511	380,000	4511IMP4053625	50158
23/11/2020	JOHN BOSCO LORINYOK EPUR	4511	400,000	4511IMP4053624	50157
09/12/2020	PETER KIARIE NGANGA	4511	20,000	4511IMP4053639	50898
09/12/2020	PUNDEN AMOS	4511	113,200	4511IMP4053637	50894
09/12/2020	BENARD MUNYIRI MATU	4511	248,400	4511IMP4053642	50899
09/12/2020	LINUS SAMMY MAINA	4511	360,000	4511IMP3959828	49097.
09/12/2020	MERCY WAMAITHA MWANGI	4511	380,000	4511IMP4053634	50897

COUNTY GOVERNMENT OF LAIKIPIA - EXECUTIVE

FY 2020/2021 Quarterly Report and Financial Statements

For the 2nd quarter ended 31st December 2020

09/12/2020	MOSES KESHENKEI NOKISHO	4511	487,200	4511IMP4053631	50500
09/12/2020	EZEKIEL KIAMA KAARA	4511	500,000	4511IMP4053640	50896
09/12/2020	ROSE NYAMBURA MAITAI	4511	550,000	4511IMP4053628	50499
09/12/2020	SAMUEL MURAGE KINGORI	4511	600,000	4511IMP4053627	50614
23/12/2020	DAVID WACHIRA KAMAU	4511	650,000	4511IMP4053644	50612
19/02/2020	TUMPES DAVID NDAYA	4512	90,000	4512IMP3487995	45724
19/02/2020	LOTER AMOTHING	4512	90,000	4512IMP3959501	45754
31/08/2020	ROSE OWINO AGOLA	4512	100,000	4512-R-238	48626
31/08/2020	CALEB WANJOHI MWANGI	4512	256,466	4512-R-240	48631
31/08/2020	INNOCENT ELIAS GITONGA	4512	410,000	4512-R-241	48625
01/09/2020	PHANUEL JAOKO OORO	4512	27,000	4512-IMP-395977	48686
01/09/2020	LESHAO YEKINI PETER	4512	112,600	4512-IMP-395976	48681
01/09/2020	JULIUS MURAGE KINGORI	4512	290,000	4512-IMP-395997	48687
01/09/2020	JOHN LEMUNA	4512	300,000	4512-IMP-395976	48684
01/09/2020	EVARLYNE WANJIKU WANJIRU	4512	300,000	4512-IMP-395977	48685
02/09/2020	JULIUS MURAGE KINGORI	4512	136,700	4512-IMP-395975	48680
22/09/2020	JAMES MWANGI MBUCO	4512	310,000	4512-IMP-395978	10000229
23/09/2020	VERONICA WANGARI WAMBUGU	4512	93,600	4512-IMP-395996	49009
23/09/2020	RUFUS KINORU MAKUNO	4512	100,000	4512-IMP-395978	49008
24/09/2020	SANDRA NJERI WAGICHERU	4512	200,000	4512-IMP-395979	49193
26/10/2020	GRACE WANJIRU WARUI	4512	300,000	4512-IMP-395979	49980
25/11/*963.*2020	GOVERNMENT PRINTERS	4512	630,754	4512-R-455RD	50535
26/11/2020	MARYLINE WANJIRU KIMANI	4512	280,000	4512-IMP-395985	50558
20/11/2020	JOHN PAMITA LETAI	4519	50,000	4519IMPR4053753	49839
TOTAL TEMPORARY IMPREST			14,933,890		
TOTAL OUTSTANDING IMPREST			17,615,890		

COUNTY GOVERNMENT OF LAIKIPIA - EXECUTIVE

FY 2020/2021 Quarterly Report and Financial Statements

For the 2nd quarter ended 31st December 2020

XVII. ANNEX 3 – PENDING BILLS

1. DEPARTMENT OF ADMINISTRATION, PUBLIC SERVICE AND OFFICE OF THE GOVERNOR

CATEGORY	Q1 FY 2020/21	Q2 FY 2020/21	Q3 FY 2020/21	Q4 FY 2020/21
Construction of buildings				
MACDAN BUILDING CIVIL CONTRACTORS LTD	4,002,410	4,002,410		
NALJO INVESTMENT LTD	2,250,864	2,250,864		
NERICK LIMITED	2,467,355	2,467,355		
ROSKARD CONSTRUCTION LTD	32,434,944	32,434,944		
AWANDI VENTURES	38,685	38,685		
CHARDI LTD	2,274,941	2,274,941		
CHARNDI LTD	276,909	276,909		
LEMA KENYA	6,225,720	6,225,720		
KAMANDU EA LIMITED	185,404	185,404		
JAKATHUO CONTRACTORS	3,282,464	3,282,464		
KOKOO SARAH LTD	1,238,000	1,238,000		
KALALU BUILDING CONTRACTORS	71,509	71,509		
963,369	51,302	51,302		
Sub-Total	54,800,507	54,800,507		
Construction of civil works				
EUROTIK COMPANY LTD	13,876,160	13,876,160		
EUROTIK COMPANY LTD	13,876,160	13,876,160		
MASHTech SUPPLIES LTD	23,484,000	23,484,000		
DEXCOM E.A LIMITED	318,900	318,900		
GO SOLAR LTD	26,639,790	26,639,790		
DELUXE CO	3,456,104	3,456,104		
Sub-Total	81,651,114	81,651,114		
Supply of goods				
ESTAM TRADERS	27,700	27,700		
NYAHURURU STADIUM BOOKSHOP	392,670	392,670		
NYAHURURU STADIUM BOOKSHOP	213,339	213,339		
NYAHURURU STADIUM BOOKSHOP	299,360	299,360		
WAVEX LIMITED	785,790	785,790		
KATHINI TRADERS	199,000	199,000		
KATHINI TRADERS	199,000	199,000		
KUBO E+ENTERPRISES	1,000,000	1,000,000		
LENANA PEAK	1,900,500	-		
NYAHURURU BOOKSHOP	299,360	299,360		

COUNTY GOVERNMENT OF LAIKIPIA - EXECUTIVE

FY 2020/2021 Quarterly Report and Financial Statements

For the 2nd quarter ended 31st December 2020

SUYANAE MERCHANTS	358,000	358,000	
XEROX ENTERPRISES	875,121	875,121	
AMUA GLORY BOUTIQUE	1,033,200	1,033,200	
NYAHUWASCO	34,400	-	
NYAHURURU STADIUM BOOKSHOP	88,920	88,920	
HERI GENERAL MERCHANTS	87,050	87,050	
HERI GENERAL MERCHANTS	71,780	71,780	
HERI GENERAL MERCHANTS	109,100	109,100	
KATHINI TRADERS	330,000	-	
KATHINI TRADERS	199,000	-	
SIXTY FOUR BUSINESS MACHINES	2,000	2,000	
SIXTY FOUR BUSINESS MACHINES	10,000	10,000	
GIMCO CLOTHING	95,000	-	
SKY LIMITTER	1,981,000	1,981,000	
Sub-Total	10,591,290	8,032,390	
Supply of services			
BEWIS GENERAL SUPPLIES	945,000	945,000	
BRIGHTWAYS TRAVEL & TOURS LTD	106,050	106,050	
FALLS HIPO POINT LOUNGE AND GRILL	42,000	42,000	
M/S AWOUR RAMOGI COMPANY	2,900,000	-	
MAJIMBO AG&COMPANY	4,210,000	-	
SHUTTLE AUTO GARAGE	28,884	-	
SHUTTLE AUTO GARAGE	176,250	-	
SHUTTLE AUTO GARAGE	86,536	-	
SHUTTLE AUTO GARAGE	32,712	-	
SHUTTLE AUTO GARAGE	32,712	-	
SHUTTLE AUTO GARAGE	32,712	-	
SHUTTLE AUTO GARAGE*986532.002369*9630.69*85			
2630..			
025689/*	47,400	-	
SHUTTLE AUTO GARAGE	44,312	-	
SHUTTLE AUTO GARAGE	44,544	-	
SHUTTLE AUTO GARAGE	45,000	-	
SHUTTLE AUTO GARAGE	53,824	-	
SHUTTLE AUTO GARAGE	29,500	-	
SHUTTLE AUTO GARAGE	39,000	-	
SHUTTLE AUTO GARAGE	28,884	-	

COUNTY GOVERNMENT OF LAIKIPIA - EXECUTIVE

FY 2020/2021 Quarterly Report and Financial Statements

For the 2nd quarter ended 31st December 2020

SHUTTLE AUTO GARAGE	31,204	-	-	-
SHUTTLE AUTO GARAGE	28,884	-	-	-
THIKA MOTOR DEALERS	93,371	-	-	-
HIVE CLEAN CARE	78,000	78,000	-	-
HIVE CLEAN CARE	120,000	120,000	-	-
HIVE CLEAN CARE	54,000	54,000	-	-
MARONY TRAVEL AGENCIES	338,270	338,270	-	-
AGRICULTURAL SOCIETY OF KENYA	86,500	86,500	-	-
AGRICULTURAL SOCIETY OF KENYA	180,000	-	-	-
JALABERT ENTERPRISES	49,600	49,600	-	-
JALABERT ENTERPRISES	20,400	20,400	-	-
JALABERT ENTERPRISES	35,700	35,700	-	-
JALABERT ENTERPRISES	65,000	65,000	-	-
KENLINK ELECTRICALS	382,991	382,991	-	-
K-LAYERZ CONSTRUCTION/01	-	-	-	-
-	13,000	13,000	-	-
K-LAYERZ CONSTRUCTION	41,800	41,800	-	-
LETS FLY AVIATION LTD	183,600	183,600	-	-
LIKII AUTO GARAGE	469,892	469,892	-	-
MARONY TRAVEL AGENCIES LTD	85,325	85,325	-	-
MUCHEMI & CO ADVOCATES	1,755,000	1,755,000	-	-
PEIM GARAGE	63,700	63,700	-	-
PEIM GARAGE	28,100	28,100	-	-
PRO PIVOTAL LIMITED	31,204	31,204	-	-
THIKA MOTOR DEALERS	14,000	14,000	-	-
THIKA MOTOR DEALERS	14,000	14,000	-	-
TOYOTA KENYA LTD	111,374	111,374	-	-
E.M WASHIE AND ASSOCIATES	986,000	986,000	-	-
COMPENSATION OF EMPLOYEES	418,839,752	-	-	-
Sub-Total	433,125,987	6,120,506	-	-
Grand Total	580,168,898	150,604,517	-	-

2. DEPARTMENT OF FINANCE, ECONOMIC PLANNING AND COUNTY DEVELOPMENT

CATEGORY	Q1 FY 2020/21	Q2 FY 2020/21	Q3 FY 2020/21	Q4 FY 2020/21
Construction of buildings				
EVEN ME.	506,661	-	-	-
Sub-Total	506,661	-	-	-

COUNTY GOVERNMENT OF LAIKIPIA - EXECUTIVE

FY 2020/2021 Quarterly Report and Financial Statements

For the 2nd quarter ended 31st December 2020

Construction of civil works				
Sub-Total				
Supply of goods				
ONTIME TECHNICS AND SUPPLIES	1,130,500			
RANY	547,520	547,520		
OLYMPIA HOTELS LTD.	20,600	20,600		
ELCY ENTERPRISES	1,625,000	1,625,000		
KAWAI	1,900,000	1,900,000		
ECOPACE HOLDINGS	1,450,000			
KATHINI TRADERS	350,000			
CAGMA CONSOLIDATED LIMITED	1,243,030	1,243,030		
DEKAMA VENTURES	88,810	88,810		
ECOLAND (K) LIMITED	1,900,000	1,900,000		
CRYSTAL FAST COMPANY LIMITED	1,800,000	1,800,000		
KARWIMA ENTERPRISES.	384,800			
CHIENI SUPERMARKET.	384,800	384,800		
AUSTERPHARM CHEMIST	3,000,000	3,000,000		
MAWAGI WORKS SUPPLIERS	3,998,800	3,998,800		
CLYMARKS HEALTH LTD	4,995,000	4,995,000		
MTWAPA CENTRAL CHEMIST	5,000,000	5,000,000		
BRAYSON ENTERPRISE	1,197,000	1,197,000		
Sub-Total	31,015,860	27,700,560		
Supply of services				
TRYPAR SYSTEMS	1,999,400			
GREEN HILLS HOTEL	55,050	55,050		
WAVEX INTERNET SERVICE PROVIDER	52,200	52,200		
TELKOM KENYA	504,252	504,252		
MICRO ENTERPRISES SUPPORT PROGRAMME TRUST	215,000	215,000		
MFI DOCUMENTSOLUTIONLIMITED	81,200	81,200		
WALKERS KIKWETU	94,500			
MAKEV AUTO PARTS & SERVICES	25,775	25,775		
ASTORIAN GRAND	298,000			
WALKERS KIKWETU	49,000			
HAWI KENYA LIMITED	298,000	298,000		
HAWI KENYA LIMITED	498,429	498,429		

COUNTY GOVERNMENT OF LAIKIPIA - EXECUTIVE

FY 2020/2021 Quarterly Report and Financial Statements

For the 2nd quarter ended 31st December 2020

NANYUKI VOCATIONAL TRAINING	40,000	40,000	40,000	
SERBENWACH HOLDINGS LIMITED	670,000	670,000	670,000	
DIGITAL TRACKING SERVICES	1,292,000	1,292,000	1,292,000	
VOCATIONAL TRAINING CENTER	34,300	34,300	34,300	
INTSOFT	18,397,600	18,397,600	18,397,600	
KPMG	7,763,201	-	-	
BANTU UTAMADUNI LODGE	-	45,000	45,000	
BANTU UTAMADUNI LODGE	-	24,000	24,000	
BRAYSON ENTERPRISE	-	1,282,500	1,282,500	
FALCON HEIGHT	-	138,400	138,400	
NATION MEDIA GROUP	-	431,520	431,520	
ROYAL MEDIA SERVICES	-	800,000	800,000	
Sub-Total	32,367,907	24,885,226	24,885,226	
Grand Total	63,890,429	52,585,786	52,585,786	

3. DEPARTMENT OF HEALTH AND MEDICAL SERVICES

CATEGORY	Q1 FY 2020/21	Q2 FY 2020/21	Q3 FY 2020/21	Q4 FY 2020/21
Construction of buildings				
OTTIMO CONTRACTORS COMPANY LTD	409,480	-	-	
GREEN RUBY CONSTRUCTIONS	570,720	-	-	
EVALUATION ONGOING	624,080	-	-	
BLESSED GEN. ENTERPRISES	624,080	-	-	
BLESSED GEN. ENTERPRISES	624,080	-	-	
EDIJOY CONSULTANTS	624,080	-	-	
G PON LTD	624,080	-	-	
SWEETVINE COMPANY LTD	624,080	-	-	
METAGLASS CONTRACTORS	640,720	-	-	
JAKATHUO CONTRACTORS	653,662	-	-	
TERIRAN ENGINEERING LTD	660,750	-	-	
TAFFE WORKS	664,668	-	-	
SCAN VENTURES	714,560	-	-	
RIFT ROLLERS	800,400	-	-	
MT KENYA LEEWARD	821,280	-	-	
BLESSED GEN. ENTERPRISES	1,013,840	-	-	
WEB COMMERCIAL	1,200,000	-	-	
FINWAT COMPANY	1,397,104	-	-	
TAFFE WORKS	1,806,120	-	-	

COUNTY GOVERNMENT OF LAIKIPIA - EXECUTIVE

FY 2020/2021 Quarterly Report and Financial Statements

For the 2nd quarter ended 31st December 2020

CHEPCHOK CONTRACTORS	2,601,449	-	-
WILDLION INVESTMENT	2,612,378	-	-
TAFFE WORKS	2,673,788	-	-
UGATUZI CONTRACTORS	2,762,482	-	-
NAAKU INVESTMENTS LTD	3,055,057	-	-
TWO D AND M CONTRACTORS	3,500,167	-	-
KIRISIA ENGINEERING CO.	3,500,784	-	-
WINNET TECHNOLOGIES LTD	3,601,121	-	-
KAMANDU E.A. LTD	3,796,709	-	-
VIOSAT VENTURES	3,890,611	-	-
WENZHOU CONTRACTORS	3,981,595	-	-
FAMOURS IRURA	4,000,000	-	-
NEDLIZ SUPPLIERS	4,641,450	-	-
GIMAR INVESTMENTS	4,900,000	-	-
DELUX ECO DEVELOPERS	5,000,000	-	-
MASTER VENTURES LTD	5,124,249	-	-
CHEPCHOK CONSTRUCTION	5,700,000	-	-
QUADD LTD	5,715,656	-	-
AKHOIYA BUILDING & CIVIL ENGINEERING	5,829,632	-	-
TAFFE WORKS	6,275,600	-	-
CHEPCHOK CONSTRUCTION	6,796,318	-	-
AMALI COMPANY LTD	20,000,000	-	-
JOHILIVE CONST	20,000,000	-	-
Sub-total	145,056,830	-	-
Construction of civil works			
ENDS INTERNATIONAL CO. LTD	1,220,204	-	-
TAFFE WORKS	1,330,520	-	-
JOYCOTT GENERAL CONTRACTORS	1,350,194	-	-
GIMMAR INVESTMENTSS LTD	1,593,840	-	-
LAGAFA ENTERPRISES LTD	1,593,840	-	-
JOTCOTT GEN. CONTRACTORS	1,593,840	-	-
TAFFE WORKS	1,593,840	-	-
MICHAEL MWANGI NGUGI	2,000,000	-	-
TESIRAN ENGINEERING LTD	2,176,160	-	-
AMOTHYNG CONSTRUCTION LTD	2,500,000	-	-
Sub-total	16,952,438	-	-
Supply of goods			

COUNTY GOVERNMENT OF LAIKIPIA - EXECUTIVE

FY 2020/2021 Quarterly Report and Financial Statements

For the 2nd quarter ended 31st December 2020

MEGA POT ENTERPRISES	-	15,196	
WEST PHARMACY	-	26,000	
KIWAN HARDWARE	-	30,700	
JOPALE STORES	-	33,420	
TAIFA BUTCHERY	-	57,884	
TAIFA BUTCHERY	-	59,615	
MEDIX EAST AFRICA	-	65,860	
SCOAN VENTURES	-	67,250	
JACESTO INVESTMENT	-	69,240	
JACESTO INVESTMENT	-	69,240	
WEST PHARMACY	-	86,000	
MEDIX EAST AFRICA	-	86,500	
SCIENCESCOPE LIMITED	-	94,140	
SCIENCESCOPE LIMITED	-	120,480	
SMARTVEWA GENERAL TRADERS	-	121,800	
MEDIX EAST AFRICA	-	128,000	
JOPALE STORES	-	136,300	
MEDIX EAST AFRICA	-	139,000	
SANCY GEN. ENTERPRISES	-	140,000	
SIFARM DAIRIES	-	151,200	
SIFARM DAIRIES	-	151,200	
DANVOUR INVESTMENT	-	152,650	
MWANGAZA GAS SUPPLIERS	-	168,000	
BONDENI TREES ENTERPRISES	-	173,808	
BONDENI TREES ENTERPRISES	-	176,328	
OXYPLUS INTERNATIONAL COMPANY LTD	-	180,000	
AIIMED MEDICAL SUPPLIES LIMITED	-	185,400	
MEDIX EAST AFRICA	-	185,400	
SCIENCESCOPE LIMITED	-	190,570	
OXYPLUS INTERNATIONAL	-	195,000	
AIIMED MEDICAL SUPPLIES LIMITED	-	207,600	
THINGIA MAMBO ENTERPRISES	-	222,321	
THINGIA MAMBO ENTERPRISES	-	222,321	
SANCY GEN. ENTERPRISES	-	228,880	
SANCY GEN. ENTERPRISES	-	228,880	
JOPALE STORES	-	281,250	
SCIENCESCOPE LIMITED	-	286,370	

COUNTY GOVERNMENT OF LAIKIPIA - EXECUTIVE

FY 2020/2021 Quarterly Report and Financial Statements

For the 2nd quarter ended 31st December 2020

ZIONVILLE GENERAL AGENCIES	-	-	300,000	
ZAKIMA VENTURES	-	-	330,438	
ZAKIMA VENTURE	-	-	335,512	
SHELBI ENTERPRISES	-	-	343,793	
SHELBI ENTERPRISES	-	-	343,793	
MEGA POT ENTERPRISE	-	-	373,510	
MEGAPOT ENTERPRISE	-	-	376,652	
MICROMERITICS ENTERPRISE	-	-	600,000	
AIMED MEDICAL SUPPLIES LIMITED	-	-	723,000	
MEDIX EAST AFRICA	-	-	723,000	
CAELE INVESTMENT COMPANY LTD	-	-	728,000	
WEST PHARMACY	-	-	796,800	
MEDIX EAST AFRICA	-	-	848,400	
MICROMERITICS ENTERPRISE	-	-	983,700	
GERRY SUPPLIES LTD	-	-	1,318,000	
KENLINK ELECTRICALS	5,050	5,050	5,050	
KIWAN HARDWARE	10,700	10,700	10,700	
P.G.G. ENTERPRISES LTD	11,300	11,300	-	
MEGAPOT ENTERPRISE	11,552	11,552	11,552	
KIWAN HARDWARE	11,910	11,910	11,910	
MEDIX EAST AFRICA LIMITED	17,050	17,050	-	
KIWAN HARDWARE	17,100	17,100	17,100	
KIWAN HARDWARE	20,320	20,320	20,320	
SUPPLY SOLUTION	21,500	21,500	21,500	
WAGAKUMU TRADERS	22,300	22,300	22,300	
WAGAKUMU TRADERS	22,300	22,300	22,300	
WAGAKUMU TRADERS	22,300	22,300	22,300	
WAGAKUMU TRADERS	22,300	22,300	22,300	
WAGAKUMU TRADERS	22,300	22,300	-	
WAGAKUMU TRADERS	22,300	22,300	-	
WAGAKUMU TRADERS	22,300	22,300	-	
KENLINK ELECTRICALS	24,545	24,545	24,545	
ARCHIRAL PHARMACEUTICALS	25,000	25,000	25,000	
KENLINK ELECTRICALS	25,815	25,815	25,815	
NANYUKI GLORY HARDWARE	26,920	26,920	-	
WEST PHARMACY	28,000	28,000	-	
ACHIRAL PHARMACAUTICAL	28,200	28,200	28,200	
NANYUKI GLORY HARDWARE	28,400	28,400	28,400	

COUNTY GOVERNMENT OF LAIKIPIA - EXECUTIVE

FY 2020/2021 Quarterly Report and Financial Statements

For the 2nd quarter ended 31st December 2020

KIWAN HARDWARE	29,506	-	
KIWANI HARDWARE	33,805	-	
NANYUKI GLORY	33,810	33,810	
NANYUKI GLORY HARDWARE	38,250	38,250	
KIWAN HARDWARE	39,500	-	
SCOAN VENTURES	39,850	-	
KENLINK ELECTRICALS LIMITED	41,140	41,140	
SIPICHEM PHARMACEUTICALS	41,200	41,200	
SHUTTLE AUTO GARAGE	43,500	43,500	
SIPICHEM PHARMACEUTICALS	43,591	43,591	
ACHIRAL PHARMACEUTICAL	44,039	-	
SCOAN VENTURES	47,900	47,900	
TAIFA BUTCHERY	49,045	-	
NANYUKI GLORY HARDWARE	49,900	-	
TAIFA BUTCHERY	50,199	-	
TAIFA BURCHERY	50,488	50,488	
ARCHIRAL PHARMACEUTICALS	52,580	52,580	
TAIFA BURCHERY	54,815	54,815	
KENLINK ELECTRICALS	55,250	-	
NANYUKI GLORY HARDWARE	55,375	-	
NANYUKI GLORY HARDWARE	57,350	-	
ACHIRAL PHARMACEUTICAL	57,805	-	
JOPALE STORES	58,400	-	
ACHIRAL PHARMACEUTICAL	59,180	-	
CORE DIMENSIONS HOLDINGS LIMITED	60,000	-	
KENLINK ELECTRICALS	60,350	60,350	
TAIFA BURCHERY	60,585	60,585	
PITECH TRADERS	61,200	-	
MICROMERITICS ENTERPRISE	61,500	61,500	
JACESTO INVESTMENT	63,080	-	
JACESTO INVESTMENT	63,080	-	
ACHIRAL PHARMACEUTICAL	63,405	-	
TIMELINK SOLUTION	63,500	-	
MEDIX EAST AFRICA	65,860	-	
ACHIRAL PHARMACEUTICAL	66,967	-	
SCOAN VENTURES	67,250	-	
MICROMERITICS ENTERPRISE	68,000	68,000	

COUNTY GOVERNMENT OF LAIKIPIA - EXECUTIVE

FY 2020/2021 Quarterly Report and Financial Statements

For the 2nd quarter ended 31st December 2020

JACESTO INVESTMENTS	69,240	69,240	69,240
JACESTO INVESTMENTS	69,240	69,240	69,240
JACESTO INVESTMENTS	69,240	69,240	69,240
NANYUKI GLORY HARDWARE	-	69,450	-
KENLINK ELECTRICALS	-	70,025	-
ACHIRAL PHARMACEUTICAL	-	70,123	-
MUIBAR VENTURES	72,000	72,000	72,000
MFI DOCUMENT SOLUTION LTD	72,500	72,500	72,500
MFI DOCUMENT SOLUTION LTD	72,500	72,500	72,500
ACHIRAL PHARMACEUTICAL	-	73,200	-
SANCY GEN. ENTERPRISES	73,950	73,950	73,950
MISSION OF ESSENTIAL DRUGS AND SUPPLIES.	74,200	74,200	74,200
KENLINK ELECTRICALS	77,115	77,115	77,115
ARCHIRAL PHARMACEUTICALS	77,168	77,168	77,168
ACHIRAL PHARMACEUTICAL	79,240	79,240	79,240
KIWAN HARDWARE	80,480	80,480	80,480
SANCY GEN. ENTERPRISES	83,200	83,200	83,200
KENLINK ELECTRICALS	84,154	84,154	84,154
KEMSA	85,000	85,000	85,000
GERRY SUPPLIES LTD	85,500	85,500	85,500
ACHIRAL PHARMACEUTICAL	88,260	88,260	88,260
MEGAPOT ENTERPRISE	88,412	88,412	88,412
MEGAPOT ENTERPRISE	88,412	88,412	88,412
SANCY GEN. ENTERPRISES	90,050	90,050	90,050
WEST PHARMACY	95,600	95,600	95,600
TAIFA BUTCHERY	98,955	98,955	98,955
ACHIRAL PHARMACEUTICAL	99,907	99,907	99,907
SANCY GEN. ENTERPRISES	102,500	102,500	102,500
RIFROLLERS CO. LTD	103,650	103,650	103,650
SIFARM DAIRIES	107,100	107,100	107,100
SANCY GENERAL ENTERPRISE	107,800	107,800	107,800
SIFARM DAIRIES	110,400	110,400	110,400
RIFT ROLLERS	111,375	111,375	111,375
LECO CONSULT	111,470	111,470	111,470
LECO CONSULT	111,470	111,470	111,470
SANCY GEN. ENTERPRISES	112,000	112,000	112,000
SANCY GEN. ENTERPRISES	113,020	113,020	113,020

COUNTY GOVERNMENT OF LAIKIPIA - EXECUTIVE

FY 2020/2021 Quarterly Report and Financial Statements

For the 2nd quarter ended 31st December 2020

KIWANI HARDWARE	117,700	117,700	117,700
SIFARM DAIRIES	119,700	-	-
SIFARM DIARIES	120,000	120,000	120,000
SANCY GEN. ENTERPRISES	120,000	120,000	120,000
ARCHIRAL PHARMACEUTIAL	120,660	-	-
SANCY GEN. ENTERPRISES	122,500	122,500	122,500
SANCY GEN. ENTERPRISES	122,500	-	-
SIPICHEM PHARMACEUTICAL	125,000	-	-
SCIENCESCOPE	126,762	-	-
SANCY GEN. ENTERPRISES	129,500	-	-
JOPALE STORES	130,500	130,500	130,500
SECULINK KENYA LIMITED	132,200	-	-
SUPPLY SOLUTIONS	132,900	-	-
MEDIX EAST AFRICA	134,950	134,950	134,950
SANCY GEN. ENTERPRISES	140,000	140,000	140,000
SANCY GEN. ENTERPRISES	140,000	-	-
SIFARM DAIRIES	146,300	146,300	146,300
SIFARM DAIRIES	146,300	146,300	146,300
SMARTVEMA GENERAL TRADERS	146,800	146,800	146,800
SIFARM DAIRIES	148,400	148,400	148,400
MFI DOCUMENT SOLUTION LTD	150,800	150,800	150,800
MEDIX EAST AFRICA	153,000	153,000	153,000
DANVOUR INVESTMENT TD	159,800	159,800	159,800
SIPICHEM PHARMACAUTICAL	163,595	-	-
KIWANI HARDWARE	169,200	169,200	169,200
BONDENI TREES ENTERPRISE	169,416	-	-
BONDENI TREES ENTERPRISE	170,640	-	-
BONDENI TREES ENTERPRISE	172,440	-	-
BONDENI TREES ENTERPRISES	172,584	172,584	172,584
BONDENI TREES ENTERPRISES	174,384	174,384	174,384
GEEWEST ENTERPRISES	177,100	-	-
ALLMED MEDICAL SUPPLIES LTD	177,600	-	-
BONDENI TREES ENTERPRISES	180,648	180,648	180,648
PI TECH TRADERS	187,200	-	-
COREPLIX LIMITED	188,520	-	-
TIMELINK SOLUTION	190,500	-	-
JOPALE STORES	192,000	192,000	192,000

COUNTY GOVERNMENT OF LAIKIPIA - EXECUTIVE

FY 2020/2021 Quarterly Report and Financial Statements

For the 2nd quarter ended 31st December 2020

JOPALE TRADERS	195,200	-	
ALLMED MEDICAL SUPPLIES	198,000	-	
THINGIA MAMBO LTD	198,936	-	
THINGIA MAMBO LTD	204,485	-	
THINGIA MAMBO ENTERPRISES	204,925	204,925	
ORTHOPHISIS HEALTH	210,000	210,000	
WEST PHARMACY NYAHURURU LTD	210,800	-	
MISSION OF ESSENTIAL DRUGS AND SUPPLIES.	214,940	-	
THINGIA MAMBO ENTERPRISES	217,282	217,282	
MUIBAR VENTURES	219,000	219,000	
MEDIX EAST AFRICA	220,550	220,550	
THINGIA MAMBO LTD	228,301	-	
DANVOUR INVESTMENTS	232,400	-	
MEDIX EAST AFRICA LIMITED	234,000	-	
NYAHURURU SERVICE STATION	234,016	-	
THINGIA MAMBO ENTERPRISES	235,000	235,000	
SIPICHEM PHARMACEUTICALS	236,373	236,373	
LECO CONSULT	239,335	-	
DANVOUR INVESTMENT LTD	239,850	-	
ZIONVILLE GENERAL AGENCIES	240,000	240,000	
ZIONVILLE GENERAL AGENCIES	240,000	240,000	
DEEKAN ENGINEERING	255,400	255,400	
WEST PHARMACY	263,400	263,400	
SHELBI ENTERPRISES	271,775	-	
SHELBI ENTERPRISES	287,706	-	
MEGAPOT ENTERPRISE	290,861	290,861	
ZIONVILLE GENERAL AGENCIES	300,000	300,000	
MEGAPOT ENTERPRISE	303,161	303,161	
LAWICE ENTERPRISES	314,384	-	
SUPPLY SOLUTIONS	315,750	-	
SHELBI ENTERPRISES	318,404	-	
ZAKIMA VENTURES	319,700	-	
ABOVE LIMITS ENTERPRISES	320,000	320,000	
ZAKIMA VENTURES	320,290	-	
MFI DOCUMENTS	321,814	321,814	
ZAKIMA VENTURES	324,497	-	
SUPPLY SOLUTION	325,000	325,000	

COUNTY GOVERNMENT OF LAIKIPIA - EXECUTIVE

FY 2020/2021 Quarterly Report and Financial Statements

For the 2nd quarter ended 31st December 2020

ZAKIMA VENTURES	325,187	325,187
ZAKIMA VENTURES	331,205	331,205
ZAKIMA VENTURES	332,208	332,208
DANVOUR INVESTMENTS	334,400	-
MICROMERITICS ENTERPRISE	342,800	-
SHELBI ENTERPRISES	346,491	346,491
SHELBI ENTERPRISES	346,491	346,491
MEGAPOT ENTERPRISES	346,740	-
SHELBI ENTERPRISES	347,162	-
WEST PHARMACY	349,100	349,100
JADEN HOLDINGS LIMITED	350,000	350,000
MEGAPOT ENTERPRISES	352,280	-
MEGAPOT ENTERPRISES	352,280	-
MEDIX EAST AFRICA	359,500	-
NYAHURURU SERVICE STATION	362,574	-
CHEM-LAB	362,726	-
SHELBI ENTERPRISES	365,921	365,921
AMESTAR ENTERPRISES	370,800	370,800
MEGAPOT ENTERPRISE	371,643	371,643
ANGELICA MEDICAL SUPPLIES LTD	375,000	-
KEMSA	379,200	379,200
CHEM-LABS LIMITED	381,516	-
NYAHURURU SERVICE STATION	381,907	-
MEDIX EAST AFRICA LIMITED	401,400	-
MAWAGI	402,000	-
MICROMERITICS ENTERPRISE	403,200	403,200
GERRY SUPPLIES LIMITED	442,000	-
GERRY SUPPLIES LTD	453,336	453,336
GLOBAL INTER JAPAN	477,368	-
CAELE INVESTMENT COMPANY LTD	482,000	-
PENTA MEDICALS LTD	505,500	-
GRAPELINE INTERNATIONAL	509,500	509,500
MEDIX EAST AFRICA	514,900	514,900
GERRY SUPPLIES LIMITED	522,400	-
BONDENI TREES ENTERPRISE	525,528	-
DANVOUR INVESTMENT LTD	566,280	-
JOPALE STORES	660,000	-

COUNTY GOVERNMENT OF LAIKIPIA - EXECUTIVE

FY 2020/2021 Quarterly Report and Financial Statements

For the 2nd quarter ended 31st December 2020

JOPALE STORES	660,000	-	
JASHTECH INVESTMENTS	683,660	683,660	
JADEN HOLDINGS LTD	689,800	-	
MUIBAR VENTURES	710,500	-	
GERRY SUPPLIES LTD	725,000	-	
JADEN HOLDINGS	741,000	-	
MEDIX EAST AFRICA	758,500	758,500	
JEEZ OUTSOURCE	770,000	770,000	
MEDIX EAST AFRICA	774,000	-	
JOSNJI ENTERPRISES	777,000	-	
ALICOYA MERCHANTS	779,000	-	
BRAYSON ENTERPRISES	850,000	850,000	
ALLMED MEDICAL SUPPLIES	921,000	921,000	
GERRY SUPPLIES LTD	954,000	954,000	
ZAKIMA VENTURES	963,525	-	
CAELE INVESTMENT COMPANY LTD	966,000	966,000	
ALLMED MEDICAL SUPPLIES	982,000	-	
AMUA GLORY BOUTIQUE	1,033,200	-	
SCIENCE SCOPE	1,051,100	-	
CHEM-LABS LIMITED	1,098,210	-	
MEDIX EAST AFRICA	1,189,000	-	
BRAYSON ENTERPRISES	1,197,000	1,197,000	
MAWAGI WORKS SUPPLIERS	1,219,800	-	
ALLMED MEDICAL SUPPLIES	1,230,000	-	
CAELE INVESTMENT COMPANY LTD	1,243,000	1,243,000	
AVRYMA EVENTS AND DECORS	1,282,500	1,282,500	
MEDISERVE HEALTH CARE	1,498,272	-	
FAMION GENERAL MERCHANTS	1,500,000	-	
KENYA MEDICAL SUPPLIES AUTHORITY	1,517,550	-	
OLYMPIA HOTELS LTD	1,559,520	-	
VILOTECK KENYA LIMITED	1,600,000	1,600,000	
MERCY SEAT GROUP LTD	1,600,000	1,600,000	
KENYA MEDICAL SUPPLIES AUTHORITY	1,650,000	-	
JOSNJI ENTERPRISES	1,659,500	-	
CAELE INVESTMENT	1,689,000	-	
KIWAN HARDWARE	1,948,800	-	
MISSION OF ESSENTIAL DRUGS AND SUPPLIES.	2,801,870	-	

COUNTY GOVERNMENT OF LAIKIPIA - EXECUTIVE

FY 2020/2021 Quarterly Report and Financial Statements

For the 2nd quarter ended 31st December 2020

AUSTERPHARM CHEMIST	3,000,000	-	
MORNING STAR HOLDINGS LIMITED	3,200,000	-	
CROSSMAX LIMITED	3,600,000	-	
ALL PUSH INVESTMENT	3,960,000	-	
MAWAGI WORKS SUPPLIERS	3,998,800	-	
CLYMARKS HEALTH LTD	4,995,000	-	
MTWAPA CENTRAL CHEMIST	5,000,000	-	
ALLMED MEDICAL SUPPLIES	5,500,000	-	
KENYA MEDICAL SUPPLIES AUTHORITY	5,565,850	-	
ALLMED MEDICAL SUPPLIES LTD	8,980,000	-	
ALLMED MEDICAL SUPPLIES LTD	8,980,000	-	
ALLMED MEDICAL SUPPLIES LTD	8,980,000	-	
ALLMED MEDICAL SUPPLIES LTD	8,980,000	-	
MARMANET VCT, NANYUKI, NYAHURURU	10,500,000	-	
BRANDMAX VENTURES LIMITED	33,600,000	-	
Sub-total	197,875,457	42,262,007	-
Supply of services			
SHUTTLE AUTO GARAGE	5,900	-	
WANYONYI ENTERPRISES	9,750	-	
SHUTTLE AUTO GARAGE	18,000	-	
WANYONYI ENTERPRISES	23,740	-	
WANYONYI ENTERPRISES	23,740	-	
WANYONYI ENTERPRISES	23,740	-	
SPORTMANS ARM HOTEL	30,000	-	
EASTWARD GARDEN HOTELS	31,250	-	
SHUTTLE AUTO GARAGE	32,000	32,000	
SHUTTLE AUTO GARAGE	32,000	-	
SHUTTLE AUTO GARAGE	33,500	33,500	
SHUTTLE AUTO GARAGE	33,500	33,500	
SHUTTLE AUTO GARAGE	34,000	34,000	
EASTWARD GARDEN HOTELS	40,700	-	
SHUTTLE AUTO GARAGE	42,800	42,800	
SHUTTLE AUTO GARAGE	43,500	43,500	
SHUTTLE AUTO GARAGE	43,500	-	
WALKERS KIKWETU	47,500	-	
SHUTTLE AUTO GARAGE	51,750	51,750	
SHUTTLE AUTO GARAGE	52,000	-	

COUNTY GOVERNMENT OF LAIKIPIA - EXECUTIVE

FY 2020/2021 Quarterly Report and Financial Statements

For the 2nd quarter ended 31st December 2020

MFIDOCUMENT SOLUTION LTD	52,200	-	
WALKERS KIKWETU	56,500	-	
WALKERS KIKWETU	61,000	-	
WALKERS KIKWETU	70,000	-	
SPORTSMANS VARMS HOTEL	79,800	-	
WALKERS KIKWETU	82,000	-	
SHUTTLE AUTO GARAGE	85,000	-	
FALCON HEIGHTS HOTEL	85,800	-	
STANDARD GROUP	86,640	-	
KENYA SCHOOL OF GOVERNMENT	89,034	89,034	
KENYA SCHOOL OF GOVERNMENT	89,034	89,034	
RUMURUTI FIESTA RESORT	93,000	93,000	
RUMURUTI FIESTA RESORT	102,200	102,200	
JESIMA HOTEL	112,000	-	
JESIMA HOTEL	112,000	-	
OLYMPIA HOTEL LTD	115,200	115,200	
NYERI MOTOR SERVICES	119,616	-	
NETZERO SYSTEMS	124,400	124,400	
NETZERO SYSTEMS	124,400	-	
SECULINK KENYA LIMITED	132,000	-	
SECULINK KENYA LIMITED	132,000	-	
SECULINK KENYA LIMITED	132,000	-	
SECULINK KENYA LTD	132,000	132,000	
LIONS COURT INN (K) LTD	138,000	-	
OLYMPIA HOTEL LTD	144,000	144,000	
WALKERS KIKWETU	147,000	-	
RUMURUTI FIESTA RESORT	147,000	147,000	
SECULINK KENYA LTD	147,200	147,200	
WALKERS KIKWETU	152,000	-	
SECULINK KENYA LTD	156,000	156,000	
MEDITEAM	160,000	-	
OLYMPIA HOTEL LTD	168,000	168,000	
SYSTEM PARTNERS LTD	171,000	-	
SYSTEM PARTNERS	174,000	-	
P.G.G ENTERPRISES	176,000	-	
STANDARD GROUP	177,480	-	
WALKERS KIKWETU	179,000	-	

COUNTY GOVERNMENT OF LAIKIPIA - EXECUTIVE

FY 2020/2021 Quarterly Report and Financial Statements

For the 2nd quarter ended 31st December 2020

GREEN EXHAUSTERS	191,400	191,400	191,400
GREEN EXHAUSTERS	191,400	191,400	191,400
GREEN EXHAUSTERS	191,400	191,400	191,400
OLYMPIA HOTELS LTD	192,000	-	-
OLYMPIA HOTEL LTD	192,000	192,000	192,000
OLYMPIA HOTEL LTD	192,000	192,000	192,000
DANVOUR INVESTMENT LTD	197,500	-	-
SHUTTLE AUTO GARAGE	198,500	-	-
OLYMPIA HOTELS LTD	216,000	-	-
JESIMA HOTEL	224,000	-	-
JESIMA HOTEL	224,000	-	-
WALKERS KIKWETU	245,000	-	-
RUMURUTI FIESTA HOTEL	256,600	-	-
RUMURUTI FIESTA RESORT	265,200	265,200	265,200
SHUTTLE AUTO GARAGE	267,500	-	-
RUMURUTI FIESTA HOTEL	274,800	-	-
RUMURUTI FIESTA HOTEL	279,400	-	-
RUMURUTI FIESTA HOTEL	284,700	-	-
OLYMPIA HOTELS LTD	288,000	-	-
TOYOTA KENYA LIMITED	314,493	-	-
BLESSED EVENTS AND ENTERTAINMENT	320,000	320,000	320,000
OLYMPIA HOTEL LTD	327,000	327,000	327,000
RUMURUTI FIESTA HOTEL	328,900	-	-
RUMURUTI FIESTA RESORT	330,800	330,800	330,800
RUMURUTI FIESTA RESORT	335,600	335,600	335,600
RUMURUTI FIESTA RESORT	343,600	343,600	343,600
DANVOUR INVESTMENT TD	356,500	356,500	356,500
OLYMPIA HOTELS LTD	360,000	360,000	360,000
PELT SECURITY SERVICES	360,000	360,000	360,000
PELT SECURITY SERVICES	360,000	-	-
SHUTTLE AUTO GARAGE	381,500	-	-
LIKII AUTO GARAGE	387,400	-	-
RUMURUTI FIESTA RESORT	389,600	389,600	389,600
PAMS ELECTRICAL REFRIGERATION AND GENERATOR SERVICES	396,082	396,082	396,082
LOOKUP SUPPLIES	397,880	397,880	397,880
SHUTTLE AUTO GARAGE	416,200	-	-
SHUTTLE AUTO GARAGE	416,200	-	-

COUNTY GOVERNMENT OF LAIKIPIA - EXECUTIVE

FY 2020/2021 Quarterly Report and Financial Statements

For the 2nd quarter ended 31st December 2020

DANVOUR INVESTMENT TD	416,500	416,500	416,500
DANVOUR INVESTMENT LTD	425,250	-	-
DANVOUR INVESTMENT LTD	449,500	-	-
DANVOUR INVESTMENT LTD	449,500	-	-
OLYMPIA HOTEL LTD	459,900	459,900	459,900
TOTAL KENYA	500,000	500,000	500,000
LIKII AUTO GARAGE	509,500	-	-
LIKII AUTO GARAGE	509,500	-	-
WALKERS KIKWETU	520,000	-	-
KENYA POWER AND LIGHTING CO.	549,516	-	-
OLYMPIA HOTEL LTD	550,000	550,000	550,000
NYAHURURU WATER & SANITATION CO.	565,504	-	-
OLYMPIA HOTEL LTD	576,000	576,000	576,000
SHUTTLE AUTO GARAGE	583,200	-	-
WALKERS KIKWETU	615,000	-	-
OLYMPIA HOTEL LTD	702,000	702,000	702,000
PRINTVICE CONSTRUCTION LTD	719,200	719,200	719,200
MIRIKA GENERAL MERCHANTS	750,000	-	-
RANY SUPPLIERS	758,000	-	-
OLYMPIA HOTEL LTD	758,100	758,100	758,100
WALKERS KIKWETU	824,700	-	-
WALKERS KIKWETU	835,500	-	-
MIRIKA GENERAL MERCHANTS	840,000	840,000	840,000
MIRIKA GENERAL MERCHANTS	840,000	-	-
OLYMPIA HOTELS LTD	890,400	890,400	890,400
OLYMPIA HOTEL LTD	890,400	-	-
OLYMPIA HOTEL LTD	947,100	947,100	947,100
GEE MATRIX TECHNOLOGIES	969,600	-	-
MIRIKA GENERAL MERCHANTS	1,000,000	1,000,000	1,000,000
OLYMPIA HOTEL LTD	1,008,000	1,008,000	1,008,000
OLYMPIA HOTEL LTD	1,043,700	1,043,700	1,043,700
UJUZI NA BIASHARA	1,083,000	-	-
MIRIKA GENERAL MERCHANTS	1,100,000	-	-
NIGHTOUTS/LUNCHES	1,120,000	-	-
MIRIKA GENERAL MERCHANTS	1,260,000	1,260,000	1,260,000
MIRIKA GENERAL MERCHANTS	1,260,000	1,260,000	1,260,000
OLYMPIA HOTELS LTD	1,297,800	-	-

COUNTY GOVERNMENT OF LAIKIPIA - EXECUTIVE

FY 2020/2021 Quarterly Report and Financial Statements

For the 2nd quarter ended 31st December 2020

MIRIKA GENERAL MERCHANTS	1,426,000	-	-	-
WALKERS KIKWETU	1,500,000	1,500,000	1,500,000	
MIRIKA GENERAL MERCHANTS	1,500,000	1,500,000	1,500,000	
MIRIKA GENERAL MERCHANTS	1,500,000	-	-	
OLYMPIA HOTELS LTD	1,648,500	-	-	
OLYMPIA HOTEL LTD	2,171,400	2,171,400	2,171,400	
WALKERS KIKWETU	2,500,000	-	-	
OLYMPIA HOTEL LTD	2,717,400	-	-	
WALKERS KIKWETU	3,000,000	-	-	
WALKERS KIKWETU	3,500,000	-	-	
LION COURT HOTEL	3,522,400	3,522,400	3,522,400	
LION COURT HOTEL	3,522,400	3,522,400	3,522,400	
LION COURT HOTEL	3,522,400	3,522,400	3,522,400	
Sub-total	76,657,399	39,439,430	-	-
Grand total	436,542,124	81,701,437	-	-

4. DEPARTMENT OF AGRICULTURE, LIVESTOCK AND FISHERIES

CATEGORY	Q1 FY 2020/21	Q2 FY 2020/21	Q3 FY 2020/21	Q4 FY 2020/21
Construction of buildings				
MAXCON GENERAL CONSTRUCTION	7,555,362	7,555,362	7,555,362	
Sub-Total	7,555,362	7,555,362	-	-
Construction of civil works				
SPARLEX LIMITED	87,119	87,119		
ENDS INTERNATIONAL COMPANY LIMITED	264,057	264,057		
VIBEHEM GENERAL ENTERPRISES LTD	508,519	508,519		
MBISAW ENTERPRISES LTD	1,970,270	1,970,270		
BIRITHI ENTERPRISES	1,144,936	1,144,936		
ELLERSTON ENTERPRISES	3,886,000	3,886,000		
ALVINCO LIMITED	1,920,000	1,920,000		
ROHI-TECH GEN	1,952,280	1,952,280		
GUZMANIA	1,698,704	1,698,704		
TAFFE WORKS LTD	1,092,198	1,092,198		
JADEN HOLDING LIMITED	1,089,553	1,089,553		
AFRIOQBAR ENTERPRISES	1,089,553	1,089,553		
JAYDEN HOLDING LIMITED	1,090,910	1,090,910		
WILDLION INVESTMENT LIMITED	1,382,256	1,382,256		
AFRIOQBAR ENTERPRISES	1,089,553	1,089,553		

COUNTY GOVERNMENT OF LAIKIPIA - EXECUTIVE

FY 2020/2021 Quarterly Report and Financial Statements

For the 2nd quarter ended 31st December 2020

TAFEE WORKS LTD	1,061,052	1,061,052	1,061,052
WILDION INVESTMENT LIMITED	1,382,256	1,382,256	1,382,256
BLUELINE AFRICAH AGENCIES LIMITED	1,184,998	1,184,998	1,184,998
TAFEE WORKS LTD	1,459,222	1,459,222	1,459,222
JAMAHA CO. LTD	1,267,486	1,267,486	1,267,486
GRARYAN CONTRACTORS LTD	2,752,598	2,752,598	2,752,598
ALTAN ENTERPRISES	540,000	540,000	540,000
NKONGE SOLUTIONS	535,000	535,000	535,000
U & S CAPITAL HOLDINGS LTD	16,546,200	16,546,200	16,546,200
BUILD VENTURES ENTERPRISES LIMITED	10,307,110	10,307,110	10,307,110
SKYLIGHT HOLDINGS	8,813,525	8,813,525	8,813,525
LEEKADO CONSTRUCTION COMPANY	1,389,216	1,389,216	1,389,216
JOANS AND WILLS TRADERS LTD	534,120	534,120	534,120
Sub-Total	68,038,691	68,038,691	68,038,691
Supply of goods			
JAKE DUAL LIMITED	2,700,480	2,700,480	2,700,480
SOILCARES LIMITED	1,281,060	1,281,060	1,281,060
64 BUSINESS	280,000	280,000	280,000
MIKAN URBAN LIMITED	2,040,000	2,040,000	2,040,000
BRIM SUPPLIES AND SERVICES LTD	590,100	590,100	590,100
TOP BARGAIN AGENCIES LTD	951,180	951,180	951,180
SIMLAW SEEDS	451,020	451,020	451,020
KARLO MACHAKOS	500,000	500,000	500,000
KATHINI TRADERS	169,000	169,000	169,000
SAMEER AFRICA	132,000	132,000	132,000
SAMEER AFRICA	132,000	132,000	132,000
KEVEVAPI	3,678,000	3,678,000	3,678,000
WHITE END ENTERPRISES	486,960	486,960	486,960
KATHINI TRADERS	112,000	112,000	112,000
WHITE END ENTERPRISES	483,960	483,960	483,960
WHITE END ENTERPRISES	483,960	483,960	483,960
LIKII AUTO GARAGE	400,000	400,000	400,000
LIKII AUTO GARAGE	340,000	340,000	340,000
GIDPWAP INVESTMENT	178,800	178,800	178,800
APEX SYSTEM AND SUPPLIES	899,010	899,010	899,010
LIKII AUTO GARAGE	400,000	400,000	400,000
KVDA	5,158,900	5,158,900	5,158,900

COUNTY GOVERNMENT OF LAIKIPIA - EXECUTIVE

FY 2020/2021 Quarterly Report and Financial Statements

For the 2nd quarter ended 31st December 2020

KVDA	1,498,250	1,498,250	
KVDA	535,650	535,650	
DANROBE GENERAL ENTERPRISE	1,772,602	1,772,602	
DANROBE GENERAL ENTERPRISE	85,250	85,250	
TOTAL KENYA	1,000,000	1,000,000	
Sub-Total	26,740,182	26,740,182	
Supply of services			
SHUTTLE GARAGE	278,000	278,000	
NANYUKI VOCATIONAL TRAINING	54,600	54,600	
NANYUKI VOCATIONAL TRAINING	88,000	88,000	
NANYUKI VOCATIONAL TRAINING	80,500	80,500	
WALKERS KIKWETU	14,500	14,500	
WALKERS KIKWETU	48,000	48,000	
NANYUKI VOCATIONAL TRAINING	57,500	57,500	
SPORTMAN ARMS HOTEL	138,000	138,000	
SHUTTLE GARAGE	180,200	180,200	
SHUTTLE GARAGE	198,900	198,900	
SHUTTLE GARAGE	146,000	146,000	
LIKIJ AUTO GARAGE	37,931	37,931	
SHUTTLE GARAGE	26,400	26,400	
NATION MEDIA GROUP	91,640	91,640	
NATION MEDIA GROUP	173,800	173,800	
NATION MEDIA GROUP	75,972	75,972	
BEISA HOTEL	40,000	40,000	
RUKIRA	189,000	189,000	
SHUTTLE GARAGE	442,076	442,076	
STANDARD GROUP	88,160	88,160	
DENMARK INVESTMENT	1,650,000	1,650,000	
GIDWAP INVESTMENT	70,000	70,000	
BEISA HOTEL	60,900	60,900	
BEISA HOTEL	104,000	104,000	
WALKERS KIKWETU	14,500	14,500	
GLADNESS EVENTS	70,000	70,000	
EMESS HOTEL NANYUKI	8,700	8,700	
MIKAN URBAN LIMITED	168,450	168,450	
Sub-Total	4,595,729	4,595,729	
Grand Total	106,929,964	106,166,004	

COUNTY GOVERNMENT OF LAIKIPIA - EXECUTIVE

FY 2020/2021 Quarterly Report and Financial Statements

For the 2nd quarter ended 31st December 2020

5. DEPARTMENT OF INFRASTRUCTURE, LAND AND URBAN DEVELOPMENT

CATEGORY	Q1 FY 2020/21	Q2 FY 2020/21	Q3 FY 2020/21	Q4 FY 2020/21
Construction of buildings				
Sub-Total				
Construction of civil works				
HARVWAY LTD	21,275,171	-	-	-
WARUGITA CONSTRUCTION K LTD	6,331,393	-	-	-
JAKE DUAL LIMITED	14,330	14,330	-	-
UGATUZI CONTRACTORS	3,858,740	-	-	-
PITAH ENTERPRISES KENYA	3,618,620	-	-	-
MUYU CONTRACTORS COMPANY LTD	3,042,448	3,042,448	-	-
MINCA LTD	3,346,785	-	-	-
SAGI LTD	2,910,000	-	-	-
JOMOA GENERAL MERCHANTS	2,018,330	-	-	-
JOSES BUILDING & CIVIL CONTRACTORS LTD	3,483,944	-	-	-
MT KENYA LEEWAED BUILDERS	15,899,260	15,899,260	-	-
GAKEU CONTRACTORS AND CIVIL ENGINEERING	1,790,097	1,790,097	-	-
LAIKITECH ENTERPRISES LTD	2,097,918	2,097,918	-	-
FUSKA ENGINEERING LTD	2,219,370	2,219,370	-	-
GREEN RUBY CONSTRUCTION CO LIMITED	1,716,928	-	-	-
CAGMA CONSOLIDATED LTD	2,221,980	2,221,980	-	-
H & SONS INVESTMENT LTD	1,191,192	1,191,192	-	-
DESTIX ENTERPRISES LTD	3,481,583	-	-	-
MANZ CONSTRUCTION	3,466,950	3,466,950	-	-
WILD LION INVESTMENT LTD	3,898,296	3,898,296	-	-
LAGAFA ENTERPRISES LTD	3,674,027	-	-	-
VERTOM COMM LTD	3,711,768	-	-	-
VERTOM COMM LTD	3,204,500	3,204,500	-	-
KADOGOO CONSTRUCTION (K) LTD	3,219,812	3,219,812	-	-
TAFFE WORKS LTD	1,899,314	1,899,314	-	-
INSUNT CONTRACTORS LTD	3,959,428	3,959,428	-	-
QUADD LIMITED	3,070,926	3,070,926	-	-

COUNTY GOVERNMENT OF LAIKIPIA - EXECUTIVE

FY 2020/2021 Quarterly Report and Financial Statements

For the 2nd quarter ended 31st December 2020

LAURENZO ENTERPRISES LTD	2,998,500	2,998,500
MARAY ENTERPRISES	3,861,843	-
LEEKADO CONSTRUCTION LTD	3,895,929	-
DAIGA QUARRY LTD	3,895,929	3,895,929
BOTNIM LIMITED	1,706,940	1,706,940
JEDIDIA SALES LIMITED	3,686,468	3,686,468
KOKOO SARAH LTD	3,989,289	3,989,289
TEWANGI LTD	3,893,724	-
SOYAMA HARDWARE LTD	3,920,400	-
JAYDEN HOLDINGS LTD	3,891,684	3,891,684
SHELLIWACHO LTD	3,932,270	3,932,270
EZEILI COMPANY LTD	2,488,200	2,488,200
JANE GRANDSOLID ENTERPRISES LTD	3,989,470	3,989,470
PRIME MOVER MASTER CONTRACTORS	3,968,940	3,968,940
VISAVA HOMELAND LTD	3,751,150	-
CHUPAVU CONTRACTORS	3,996,200	3,996,200
MUNENE ENTERPRISES LTD	3,739,840	3,739,840
LIONDRILL INVESTMENT LTD	3,885,420	3,885,420
OIKOSCUIT INVESTMENT LTD	2,417,221	-
NILARKISCO CONSTRUCTION	1,988,298	1,988,298
MERNGA INVESTMENT LTD	3,868,005	3,868,005
NAAKU INVESTMENT LIMITED	3,878,216	-
LAIKIPIA JEMROAN CRUTCHERS AND CONSTRUCTION	3,979,670	3,979,670
GENWORTH ENTERPRISES	2,924,093	2,924,093
JAMAKA CO LTD	2,084,880	-
ELLERSTONE ENTERPRISES	3,838,098	3,838,098
LANEWAY HOLDINGS LTD	3,737,986	3,737,986
BIG NUMBER ROADS AND CONSTRUCTION COMPANY LIMITED	3,637,644	-
JAYLA LTD	3,304,260	-
BIG NUMBER ROADS AND CONSTRUCTION COMPANY LIMITED	1,938,360	1,938,360
SABRIJO GENERAL CONTRACTORS LTD	3,839,368	3,839,368
ELOIZZA TRADING COMPANY LIMITED	3,877,370	3,877,370
TWO D AND M CONTRACTORS AND SUPPLIERS	1,981,094	1,981,094
ENDS INTERNATIONAL CO LTD	3,923,700	-

COUNTY GOVERNMENT OF LAIKIPIA - EXECUTIVE

FY 2020/2021 Quarterly Report and Financial Statements

For the 2nd quarter ended 31st December 2020

MAXCON GENERAL CONSTRUCTION AND SUPPLIERS LTD	1,720,628	-
JAYLA LTD	2,864,040	2,864,040
BLUELINE AFRICAH AGENCIES LTD	2,364,544	-
BLUEGUM HOLDINGS COMPANY LTD	3,252,640	3,252,640
PRECILVER VENTURES LTD	2,651,760	2,651,760
DANZUL BENESTO INTERNATIONAL LTD	3,425,480	3,425,480
JAYPACHK CONTRACTORS LTD	3,946,155	-
VERTOM COMM LTD	2,856,434	2,856,434
NERIK LIMITED	3,698,979	3,698,979
DECIMA AGENCY	1,498,778	1,498,778
JOMURA CONTRACTORS	3,947,944	3,947,944
NIADRI BUILDING AND CONSTRUCTION	2,397,140	-
GREEN CORNER CO LTD	3,504,828	3,504,828
GRATIMO HOLDINGS CO LTD	3,880,003	3,880,003
WIKAGI CONTRACTORS & FARM MACHINERY LTD	2,454,517	2,454,517
ELONINO TRADING COMPANY LTD	2,071,034	2,071,034
KWELU LIMITED	3,785,000	-
PATMBICH GENERAL ENTERPRISES LTD	3,397,790	3,397,790
ANOX ENTERPRISES LTD	1,923,103	1,923,103
EXPRESSWAYS TRADING CO. LTD	3,330,155	3,330,155
MITZ EARTH KENYA	3,886,232	3,886,232
HARVWAY LTD	3,949,150	3,949,150
ESTAMAX ENTERPRISES	2,162,240	2,162,240
ASMASHA LIMITED	3,955,020	3,955,020
ZIKTO ENTERPRISES LTD	3,949,684	3,949,684
EDIJOY CONSULTANTS LTD	2,413,960	2,413,960
TEWANGI LTD	2,690,986	2,690,986
HEKAN CONTRACTORS	3,978,800	3,978,800
GIFATT COMPANY LTD	3,187,216	3,187,216
IQNOVATE MERCHANTS	3,453,535	3,453,535
SIKE JUNIORS LTD	3,793,200	3,793,200
GICAT MERCHANTS LTD	2,473,683	2,473,683
MICAN STREAMS CO LTD	2,776,733	-
BLUE GUM HOLDINGS CO LTD	3,189,420	-

COUNTY GOVERNMENT OF LAIKIPIA - EXECUTIVE

FY 2020/2021 Quarterly Report and Financial Statements

For the 2nd quarter ended 31st December 2020

FAMO CONTRACTORS LTD	3,452,102	3,452,102	
GOLDENWING INVESTMENT LTD	2,867,056	-	
NAVOLOUR HOLDINGS	1,066,480	1,066,480	
MABUNIANS CONTRACTION COMPANY	3,008,692	-	
SASU CONTRACTORS LTD	3,886,580	3,886,580	
PAMWAGI LIMITED	2,949,392	2,949,392	
LYNSMAR ENDEAVORS LTD	1,774,558	1,774,558	
QUALIT TRADING CO.LTD	3,913,914	-	
BLUELINE AFRICAH AGENCIES LTD	1,000,697	-	
ABACIA ALLION LTD	3,692,520	3,692,520	
JOAN & WILLS TRADERS LTD	3,986,920	-	
VALLONESS GENERAL AGENCIES LTD	1,733,040	1,733,040	
Sub-Total	365,496,331	232,543,176	-
Supply of goods			
VERTOM COMMUNICATION LTD	982,333	982,333	
Sub-Total	982,333	982,333	-
Supply of services			
CGP CONSULTING ENGINEERING LTD	1,405,192	1,405,192	
KINCONSULT ENGINEERING	1,826,985	-	
PANAFRICAN EQUIPMENTS GROUP	800,000	800,000	
KIHALA CONSRUCTION LTD	116,000	116,000	
TEXXAS GENERAL STORES LIMITED	112,500	112,500	
BREAK THROUGH PERFECT ENTERPRISES LTD	3,750,000	3,750,000	
NATIONAL YOUTH SERVICE	26,251,759	26,251,759	
SHUTTLE AUTO GARAGE	474,324	474,324	
Sub-Total	34,736,760	32,909,775	-
Grand Total	401,215,424	266,435,284	-

6. DEPARTMENT OF EDUCATION AND SOCIAL SERVICES

CATEGORY	Q1 FY 2020/21	Q2 FY 2020/21	Q3 FY 2020/21	Q4 FY 2020/21
Construction of buildings				
AMADA LIMITED	789,020	-	-	-
BLUELINE AFRICA AGENCIES	799,785	-	-	-
CHANCE ALLUMIUM	1,378,080	-	-	-

COUNTY GOVERNMENT OF LAIKIPIA - EXECUTIVE

FY 2020/2021 Quarterly Report and Financial Statements

For the 2nd quarter ended 31st December 2020

CINTANK ESL LIMITED	796,305	-	-
COMPACTOR LOGISTICS LIMITED	798,695	-	-
CONVOYZONE LTD	2,103,455	-	-
DANROBE GENERAL ENTERPRISES	799,124	-	-
DESIMA AGENCY	799,008	-	-
ECOSOPHY VENTURES	1,318,080	-	-
FENJOWA VENTURES	1,380,800	-	-
GREENLAND SUPPLIES LIMITED	798,196	-	-
INFINITE GENERAL MERCHANDISE LTD	794,466	-	-
JEDIDIA SALES LIMITED	617,990	-	-
JOCES BUILDING & CIVIL CONTRACTOR	1,235,201	-	-
JOHSIMTU LIMITED	781,608	-	-
JOMUDI ENTERPRISES COMPANY	830,676	-	-
KAMWENJE GEN. SUPPLIERS &CONTRUCTION	1,142,882	-	-
KARWIMA ENTERPRISES LIMITED	783,754	-	-
KEISTONE CONSTRUCTION COMPANY LIMITED	799,802	-	-
LAWICE ENTERPRISES	799,802	-	-
MASHVILLE COMPANY LIMITED	799,999	-	-
MBANDASA BUILDING CONTRACTORS LIMITED	1,375,637	-	-
METAGLASS TRADERS	799,775	-	-
MM CONSTRUCTION LTD	3,720,700	-	-
NDENJOH CONSTRUCTION	799,588	-	-
NJADRI BUILDING & CONSTRUCTION	799,129	-	-
OIKOSCUT INVESTMENTS	3,992,221	-	-
RIFT ROLLERS CONSTRUCTION	795,085	-	-
SALTOS ENTERPRISES LIMITED	810,436	-	-
SAWATA INVESTMENTS LTD	826,007	-	-
STINGERS	690,800	-	-
SWAP INVESTMENT LTD	799,533	-	-
TEAMUL LIMITED	798,796	-	-
TEMBO AFRICA CONSTRUCTION	819,999	-	-
TENMYLES ENTERPRISES	799,831	-	-
TIPANGO LIMITED	1,264,497	-	-
TRIXLARD COMPANY LIMITED	814,494	-	-
TRUAN ENTERPRISES	791,004	-	-
WENZHOU CONTRACTORS	810,500	-	-
BLUELINE AFRICAH AGENCIES LIMITED	1,594,150	-	-

COUNTY GOVERNMENT OF LAIKIPIA - EXECUTIVE

FY 2020/2021 Quarterly Report and Financial Statements

For the 2nd quarter ended 31st December 2020

RUCK GENERAL ENTERPRISES LIMITED	2,525,932	-	-
KOKOO SARAH LIMITED	1,646,915	-	-
THE EAGLES ROCK COMPANY	1,653,075	-	-
FATSAL LIMITED	1,590,000	-	-
LEMAC COMPANY	1,484,069	1,484,069	-
NETKIM LIMITED	1,398,624	1,398,624	-
WENWEE CONTRACTORS	1,482,967	1,482,967	-
SONWAYS LIMITED	1,503,951	1,495,174	-
JEDIDIA SALES LIMITED	1,555,913	1,555,913	-
SHEZENS SOLUTIONS	1,582,785	-	-
GITMOH LIMITED	1,499,590	-	-
GIMAR LIMITED	1,647,728	-	-
JAKE DUAL LIMITED	1,600,000	-	-
PRINSY CONTRACTORS LIMITED	1,480,183	-	-
GREENRUBY	1,599,500	-	-
BRIMAR HOLDING COMPANY LIMITED	1,289,920	-	-
CLUSTER ENGINEERING AND CONSTRUCTION LIMITED	8,777,001	-	-
SWAP INVESTMENT	1,293,168	-	-
RANY WORKS LIMITED	1,300,041	-	-
MABUNIAN CONSTRUCTION COMPANY LTD	1,295,302	-	-
BREAKTHROUGH PERFECT	2,984,351	-	-
WENWEE CONTRACTORS LIMITED	154,000	-	-
HEPEMA BUILDING AND GENERAL CONTRACTORS	296,990	-	-
CONVOY ZONE AFRICA LTD	351,705	-	-
NJUGA CONTRACTORS BULDERS	784,985	-	-
CLASTER ENGINEERING AND CONSTRUCTION LTD	-	2,974,739	-
Sub-Total	86,227,605	10,391,486	-
Construction of civil works			
BEASTON INVESTMENT	662,650	-	-
SWEETVINE COMPANY	988,900	-	-
MT KENYA LEWARD	3,200,157	-	-
KOOKOO SARAH LIMITED	1,995,212	-	-
Sub-Total	6,846,919	-	-
Supply of goods			
ANTOZONE ENTERPRISES	1,095,000	-	-
NYAHURURU VTC	5,175,000	-	-
HERI GENERAL SUPPLIERS	10,407,759	-	-

COUNTY GOVERNMENT OF LAIKIPIA - EXECUTIVE

FY 2020/2021 Quarterly Report and Financial Statements

For the 2nd quarter ended 31st December 2020

JADEN HOLDINGS LIMITED	600,000	-	-	-
PEMUS MERCHANTS	785,000	-	-	-
VELLSWELL CONSTRUCTION AND SUPPLIES LTD	1,496,000	-	-	-
GIFATT COMPANY LTD	1,196,400	-	-	-
MA-BEFRAAC ENTERPRISES	729,850	-	-	-
MA-BEFRAAC ENTERPRISES	849,500	-	290,500	-
DENMARK INVESTMENT	-	-	613,690	-
JADEN HOLDINGS LIMITED	-	-	904,190	-
Sub-Total	22,334,509			
Supply of services				
PAWASONS COMPANY LTD	337,640	-	-	-
STANDARD GROUP	109,620	109,620	109,620	-
STANDARD GROUP	88,160	88,160	88,160	-
DAMAKA MOTORRCARE GARAGE	240,000	240,000	240,000	-
DAMAKA MOTORRCARE GARAGE	21,100	-	-	-
DAMAKA MOTORRCARE GARAGE	35,000	-	-	-
WALKERS KIKWETU	71,550	71,550	71,550	-
WALKERS KIKWETU	65,500	65,500	65,500	-
WALKERS KIKWETU	60,000	-	-	-
GLADNESS EVENTS	58,000	58,000	58,000	-
KIRIMARA SPRINGS	247,500	247,500	247,500	-
GLADNESS EVENTS	50,000	50,000	50,000	-
BEISA HOTEL	23,000	23,000	23,000	-
BEISA HOTEL	35,000	35,000	35,000	-
BEISA HOTEL	50,000	50,000	50,000	-
SHUTTLE AUTO GARAGE	17,000	17,000	17,000	-
KENYA POWER	13,478	13,478	13,478	-
POSTA KENYA	254,458	-	-	-
NAWASCO	336,485	-	-	-
RAWAMU ENTERPRISE LTD	-	252,000	252,000	-
UJUZI NA BIASHARA	-	889,200	889,200	-
NAWASCO	-	21,050	21,050	-
Sub-Total	2,113,491		2,231,058	
Grand Total	117,522,524		13,526,734	

7. DEPARTMENT OF TRADE, TOURISM, CO-OPERATIVES AND INDUSTRIALIZATION

CONTRACTOR	Q1 FY 2020-21	Q2 FY 2020-21	Q3 FY 2020-21	Q4 FY 2020-21
------------	---------------	---------------	---------------	---------------

COUNTY GOVERNMENT OF LAIKIPIA - EXECUTIVE

FY 2020/2021 Quarterly Report and Financial Statements

For the 2nd quarter ended 31st December 2020

Construction of buildings				
FAIRHEAD CONSTRUCTION AND WATER COMPANY	1,197,642	-		
DARESTE LTD	1,306,073	1,306,073		
MC HENRY DEVELOPERS	1,396,553	1,396,553		
KWELU LIMITED	2,945,068	2,945,068		
JAKE DUAL LTD	2,899,988	2,899,988		
EAGELES ROCK	1,362,612	1,362,612		
VELLWELL CONSTRUCTION AND SUPPLIES LIMITED	2,479,998	-		
STYLUS SOLUTIONS LTD	1,383,659	1,383,659		
CHAMFLOR WORK LTD	784,879	-		
SUBLIME DEVELOPERS LTD	2,953,560	2,953,560		
CAMUTEC CONTRACTORS AND GENERAL SUPPLIERS	748,669	748,669		
EZELI COMPANY	1,639,776	1,639,776		
LAIKITECH ENTERPRISES LTD	2,997,846	2,997,846		
EVENME ENTERPRISES	1,471,947	1,471,947		
FAIRHEAD CONSTRUCTION AND WATER COMPANY	1,197,642	1,197,642		
UKARIMU CONTRACTORS AND GENERAL SUPPLIERS	760,269	760,269		
HYDROTECH INTERSERVICES	1,235,214	1,235,214		
EGA CONSTRUCTION COMPANY LIMITED	3,974,740	3,974,740		
KATHU WORKS LIMITED	1,526,444	1,526,444		
JEECURA GENERAL ENTERPRISES	379,800	379,800		
DARESTE LTD	2,250,460	2,250,460		
BELEZA TIENDA INVESTMENTS	1,185,000	1,185,000		
SCOAN VENTURES LTD	1,895,056	1,895,056		
THE JAY INVESTMENTS LTD	759,510	759,510		
JOANS AND WILLS TRADERS LTD	1,890,000	1,890,000		
TENMYLES ENTERPRISES LTD	1,152,040	1,152,040		
MAXCON GENERAL CONTRACTORS	3,996,350	3,996,350		
GITMOH LIMITED	1,478,240	1,478,240		
GIFFAT COMPANY LTD	2,099,861	2,099,861		
FAIGLA INVESTMENTS LTD	1,998,000	-		
WILDLION INVESTMENTS LTD	3,499,360	3,499,360		
MUH TALK COMPANY	3,300,000	3,300,000		
KNEPAL LIMITED	1,500,000	1,500,000		
TAMUZI LIMITED	3,900,000	3,900,000		
COLTI CONSTRUCTION COMPANY	2,000,000	2,000,000		
NETKIM LIMITED	1,309,346	1,309,346		

COUNTY GOVERNMENT OF LAIKIPIA - EXECUTIVE

FY 2020/2021 Quarterly Report and Financial Statements

For the 2nd quarter ended 31st December 2020

MITZ EARTHWORKS	1,300,000	1,300,000	1,300,000
CONVOY LIMITED	2,300,000	2,300,000	2,300,000
CHAMFLOR WORK LTD	1,500,000	1,500,000	1,500,000
EVENME ENTERPRISES	3,000,000	3,000,000	3,000,000
BLUEGUM HOLDINGS LTD	3,300,000	3,300,000	3,300,000
MC HENRY DEVELOPERS	1,700,000	1,700,000	1,700,000
NEDLIZ SUPPLIERS LTD	2,800,000	2,800,000	2,800,000
FINWAB COMPANY LIMITED	1,294,200	-	-
SAGRA CONTRACTORS LTD	1,150,000	1,150,000	1,150,000
SKYLINE HOLDINGS LIMITED	387,266	387,266	387,266
EUROTRONICS MACHINERY SERVICES LTD	1,997,559	1,997,559	1,997,559
KEFA VENTURES	389,000	389,000	389,000
OPENSKY INVESTMENT LIMITED	1,238,863	1,238,863	1,238,863
GITMOH LIMITED	1,206,481	1,206,481	1,206,481
BIZRATE ENTERPRISES LTD	16,583,093	10,075,536	10,075,536
TIPANGO LIMITED	1,249,519	1,249,519	1,249,519
KOKOO SARAH LIMITED	1,340,345	-	-
THE JAY INVESTMENTS LTD	379,900	379,900	379,900
ADY LIMITED	1,260,500	1,260,500	1,260,500
ELONINO TRADING LIMITED	1,384,054	-	-
SARAMBA WORKS LIMITED	1,751,832	-	-
VIBER ELECTRONIC LIMITED	1,994,396	1,994,396	1,994,396
MARILEON INTERNATIONAL CONSULTANTS LIMITED	2,975,253	2,975,253	2,975,253
CANON STEEL FABRICATORS	3,485,952	3,485,952	3,485,952
GUARA LIMITED	3,983,672	3,983,672	3,983,672
RAMBUYA LIMITED	3,200,634	3,200,634	3,200,634
YOUNG TECH	329,300	329,300	329,300
KALALU BUILDING CONTRACTORS	126,455	126,455	126,455
TEXAS GENERAL STORES	198,320	198,320	198,320
PEKATECH ELECTRICALS	106,417	106,417	106,417
KAHIRO ENTERPRISES LTD	59,660	59,660	59,660
KAHIRO ENTERPRISES	217,256	217,256	217,256
FAIRHEADS CONSTRUCTION AND WATER COMPANY	177,480	177,480	177,480
KIWAN GENERAL CONSTRUCTION	374,100	374,100	374,100
BURANGI LIMITED	384,957	384,957	384,957
BURANGI LIMITED	348,371	348,371	348,371
DASTEIP COMPANY LIMITED	378,171	378,171	378,171

COUNTY GOVERNMENT OF LAIKIPIA - EXECUTIVE

FY 2020/2021 Quarterly Report and Financial Statements

For the 2nd quarter ended 31st December 2020

MASTER VENTURE	395,045	395,045	395,045	-
Construction of civil works	135,103,653	116,365,146	-	-
Sub-Total				
Supply of services				
WAVEX INTERNET PROVIDER	472,940	472,940		
NATION MEDIA	110,200	110,200		
STANDARD MEDIA GROUP	255,200	255,200		
STANDARD MEDIA GROUP	86,640	86,640		
KIRIMARA SPRINGS	164,700	164,700		
RAWAMU ENTERPRISES LIMITED	333,155	-		
NYAHURURU WATER AND SANITATION COMPANY	149,320	149,320		
BRIGHTWAYS LTD	106,330	106,330		
LAWICE LTD	384,160	384,160		
SOLFATARA INVESTMENT COMPANY LIMITED	85,345	-		
GOLDEN WINGS INVESTMENTS	39,250	39,250		
SHUTTLE AUTO GARAGE	63,452	63,452		
LIKII AUTO GARAGE	45,100	45,100		
GIFATT LTD	388,200	388,200		
NEDLIZ SUPPLIERS	35,400	-		
THIKA MOTOR DEALERS	50,471	50,471		
OXBOW ENTERPRISES LTD	35,400	35,400		
ACCACIA CLASSIC GROUP	270,000	270,000		
Sub-Total	3,075,263	2,621,363	-	-
Supply of goods				
GOLDENWING INVESTMENTS LTD	150,000	150,000		
OXBOW ENTERPRISES LTD	180,000	180,000		
GIFATT COMPANY LTD	680,000	680,000		
KATHINI TRADERS	995,000	995,000		
MAKEV AUTO SPARES	15,500	15,500		
Sub-Total	2,020,500	2,020,500	-	-
Grand Total	140,199,416	121,007,009	-	-

8. DEPARTMENT OF WATER AND NATURAL RESOURCES

CATEGORY	Q1 FY 2020/21	Q2 FY 2020/21	Q3 FY 2020/21	Q4 FY 2020/21
Construction of buildings				

COUNTY GOVERNMENT OF LAIKIPIA - EXECUTIVE

FY 2020/2021 Quarterly Report and Financial Statements

For the 2nd quarter ended 31st December 2020

HILSAR GENERAL VENTURES	995,280	-	-
Sub-Total	995,280	-	-
Construction of civil works			
AKACHI & AKUCHI LOGISTICS LIMITED	3,194,640	3,194,640	
CAGMA CONSOLIDATED	2,787,805	2,787,805	
CANON BUILDERS & RENOVATORS	2,777,852	2,777,852	
CHARMA ENTERPRISES	1,408,240	1,408,240	
CHARMA ENTERPRISES	2,890,523	-	
CREMONA KENYA LIMITED	2,891,724	2,891,724	
APEX CONSOLIDATED LIMITED	2,353,698	2,353,698	
BLUELINE AFRICA AGENCIES LIMITED	2,593,597	2,593,597	
CAGMA CONSOLIDATED	2,495,572	2,495,572	
CANON BUILDERS AND RENOVATORS LTD	2,489,476	2,489,476	
CRITON LTD	3,495,776	3,495,776	
ELDAN COMPANY LIMITED	3,777,060	3,777,060	
ELDAN COMPANY LIMITED	2,880,045	-	
ELOIZZA TRADING COMPANY LIMITED	3,284,632	3,284,632	
ELONINO TRADING COMPANY LIMITED	690,200	690,200	
EQUIZONE CONSTRUCTION SERVICES	2,799,544	2,799,544	
GATUNGA GENERAL CONTRACTORS AND SUPPLIERS	2,187,900	2,187,900	
GRARYAN CONTRACTORS LIMITED	722,680	722,680	
HYDROTECH INTERSERVICES LTD	2,118,450	2,118,450	
JADEN HOLDINGS LIMITED	1,471,428	1,471,428	
JAKATHUO CONSTRUCTION LIMITED	2,418,701	2,418,701	
JAYLA LIMITED	2,449,224	-	
JOCES BUILDING AND CIVIL CONTRACTORS	2,772,110	2,772,110	
KALISA CONCEPT LTD	3,200,208	3,200,208	
KENTMARE SUPPLIERS LTD	2,105,980	2,105,980	
KOOKOO SARAH LIMITED	3,997,325	3,997,325	
LAIKIPIA JEMROAN CRUCHER AND CONSTRUCTION SERVICES	3,393,394	-	
LAIKIPIA JEMROAN CRUCHER AND CONSTRUCTION SERVICES	2,445,492	2,445,492	
LAIKITECH ENTERPRISES LTD	2,496,238	2,496,238	
LOLKERRA CONSTRUCTION AND SUPPLIES LIMITED	1,386,200	-	
MAXCON GENERAL CONSTRUCTION AND SUPPLIES	2,957,768	2,957,768	
MC HENRY DEVELOPERS AND CONSTRUCTION LIMITED	548,000	548,000	
MENENGAI DRILLING LIMITED	2,520,000	2,520,000	
MERTUR GENERAL ENTERPRISES	2,989,600	2,989,600	

COUNTY GOVERNMENT OF LAIKIPIA - EXECUTIVE

FY 2020/2021 Quarterly Report and Financial Statements

For the 2nd quarter ended 31st December 2020

MICAN STREAMS COMPANY LTD	746,708	746,708	746,708
MT KENYA CONTRACTORS LIMITED	720,507	720,507	720,507
NANYUKI MACHINERY SERVICES	490,000	490,000	-
NEDLIZ SUPPLIERS COMPANY LIMITED	2,499,999	2,499,999	2,499,999
NEDLIZ SUPPLIERS COMPANY LTD	2,975,632	2,975,632	2,975,632
NEMIT STEEL AND HARDWARE LIMITED	2,408,960	2,408,960	2,408,960
NOONKOPIR INVESTMENTS COMPANY LIMITED	3,199,187	3,199,187	-
PITAH ENTERPRISES	3,242,954	3,242,954	3,242,954
PROJULIO LIMITED	2,364,430	2,364,430	2,364,430
SKYLINE HOLDINGS LIMITED	2,992,729	2,992,729	2,992,729
SOYAMA HARDWARE LTD	2,980,000	2,980,000	2,980,000
SPIRIT MVS LIMITED	2,546,003	2,546,003	2,546,003
TECHLINK HYDROSYSTEMS LIMITED	695,072	695,072	-
TECHLINK HYDROSYSTEMS LIMITED	883,920	883,920	883,920
TECHLINK HYDROSYSTEMS LIMITED	2,577,660	2,577,660	2,577,660
TESIRIAN ENGINEERING AND CONSTRUCTION LIMITED	3,866,254	3,866,254	3,866,254
TAMUZI LIMITED	2,806,894	2,806,894	-
VANTAGE XPRESS LIMITED	3,174,087	3,174,087	3,174,087
VELLSWELL CONSTRUCTION AND SUPPLIES LTD	2,475,440	2,475,440	-
YASHINOYA TRADING AND CONSTRUCTION LIMITED	2,970,528	2,970,528	2,970,528
Sub-Total	131,608,045	131,608,045	108,942,066
Supply of goods			
AKACHI AND AKUCHI LOGISTICS LIMITED	888,750	888,750	888,750
AMUJA GLORY BOUTIQUE	430,000	430,000	430,000
BRIMAR HOLDINGS LIMITED	1,700,000	1,700,000	1,700,000
CREMONA KENYA LIMITED	976,912	976,912	976,912
DANROBE GENERAL ENTERPRISES	187,700	187,700	187,700
DENVIN INVESTMENT LIMITED	14,000	14,000	14,000
GEST SUPPLIERS	735,672	735,672	-
GIFPAT COMPANY LIMITED	771,000	771,000	-
GRAYAN CONTRACTORS	1,502,200	1,502,200	1,502,200
JOKINGS HARDWARE	40,300	40,300	40,300
KATHINI TRADERS	2,090,500	2,090,500	2,090,500
KATHINI TRADERS	93,000	93,000	93,000
KIWAN HARDWARE	557,040	557,040	557,040
MA-BEFAC ENTERPRISES	1,150,000	1,150,000	-
MIKIA GENERAL MERCHANTS	2,983,276	2,983,276	2,983,276

COUNTY GOVERNMENT OF LAIKIPIA - EXECUTIVE

FY 2020/2021 Quarterly Report and Financial Statements

For the 2nd quarter ended 31st December 2020

NANYUKI MACHINERY SERVICES	180,000	180,000	180,000
NANYUKI MACHINERY SERVICES	116,400	116,400	116,400
NARIMI TREE NURSERY GROWERS	476,000	476,000	476,000
NEDLIZ SUPPLIERS COMPANY LIMITED	188,000	188,000	188,000
OLLYN QUEST AGENCIES	2,183,700	2,183,700	2,183,700
PREMIER WATER SOLUTIONS LIMITED	3,925,486	-	-
SAGITTA SUPPLIERS	1,823,700	1,823,700	1,823,700
SHENYAMWA ENTERPRISES	243,078	243,078	243,078
STRINGER ENTERPRISES LTD	188,500	188,500	188,500
MARAY ENTERPRISES	866,090	866,090	866,090
Sub-Total	24,311,304	17,729,146	-
Supply of services			
ALPHA BEST SOLUTIONS	892,860	892,860	892,860
BONNETECH ENTERPRISES	335,472	335,472	335,472
BRIGHTWAYS TRAVEL AND TOURS	371,024	371,024	371,024
CIFRA CONTRACTORS	1,530,000	-	-
GLORY AUTO PARTS	61,200	61,200	61,200
GLORY AUTO PARTS	61,200	61,200	61,200
K-LAYERZ GENERAL CONTRACTORS	348,000	348,000	348,000
LAIKIPIA VILLE AGENCIES	43,558	43,558	43,558
LAIKIPIA VILLE AGENCIES	263,950	-	-
LAIKIPIA VILLE AGENCIES	75,198	-	-
MAKEV AUTO SPARES	262,078	262,078	262,078
MANDUL AUTO CARE	128,200	128,200	128,200
MANDUL AUTO CARE	20,300	20,300	20,300
MANDUL AUTO CARE	21,400	21,400	21,400
MANDUL AUTO CARE	22,500	22,500	22,500
MANDUL AUTO CARE	26,100	26,100	26,100
MANDUL AUTO CARE	26,560	26,560	26,560
MANDUL AUTO CARE	26,700	26,700	26,700
MANDUL AUTO CARE	26,800	26,800	26,800
MANDUL AUTO CARE	27,400	27,400	27,400
MANDUL AUTO CARE	27,500	27,500	27,500
MANDUL AUTO CARE	28,600	28,600	28,600
MANDUL AUTO CARE	29,100	29,100	29,100
MANDUL AUTO CARE	30,000	30,000	30,000
MANDUL AUTO CARE	30,250	30,250	30,250

COUNTY GOVERNMENT OF LAIKIPIA - EXECUTIVE

FY 2020/2021 Quarterly Report and Financial Statements

For the 2nd quarter ended 31st December 2020

MANDUL AUTO CARE	32,800	32,800	
MANDUL AUTO CARE	35,000	35,000	
MANDUL AUTO CARE	40,600	40,600	
MANDUL AUTO CARE	41,900	41,900	
MANDUL AUTO CARE	47,000	47,000	
MANDUL AUTO CARE	49,500	49,500	
MANDUL AUTO CARE	50,050	50,050	
MANDUL AUTO CARE	50,400	50,400	
MANDUL AUTO CARE	53,000	53,000	
MANDUL AUTO CARE	55,000	55,000	
MANDUL AUTO CARE	61,700	61,700	
MANDUL AUTO CARE	64,500	64,500	
MANDUL AUTO CARE	68,400	68,400	
MANDUL AUTO CARE	81,000	81,000	
MANDUL AUTO CARE	88,500	88,500	
MANDUL AUTO CARE	113,100	113,100	
MANDUL AUTO CARE	119,900	119,900	
MANDUL AUTO CARE	462,800	462,800	
MANZ CONSTRUCTION LIMITED	2,431,620	2,431,620	
MORRIS FARM MACHINERIES	253,700	253,700	
NATION MEDIA GROUP	91,640	91,640	
OX BOW ENTERPRISES	924,000	-	
RUKIRA AUTO SPARES	593,560	593,560	
RUKIRA AUTO SPARES	96,550	96,550	
RUKIRA AUTO SPARES	125,500	125,500	
RUKIRA AUTO SPARES	168,000	168,000	
RUKIRA AUTO SPARES	176,600	176,600	
RYNCAR ENTERPRISES	803,540	803,540	
SHUTTLE AUTO GARAGE	55,000	55,000	
SHUTTLE AUTO GARAGE	27,000	27,000	
PIEM AUTO GARAGE	20,068	20,068	
PREMIER WATER SOLUTIONS LIMITED	-	1,325,486	
Sub-Total	11,997,878	10,530,216	-
Grand Total	168,912,507	137,201,428	-

